

# **IMPORT**

**EXCLUDING MASSERATI**

## **1989**

# **PARTS CATALOG**

**NOVEMBER, 1989  
(FINAL)**

**PB 278  
81-690-1624  
SUPERSEDES  
81-690-1617**



**CHRYSLER  
MOTORS**

**SERVICE & PARTS  
OPERATIONS**





This publication contains Parts Information for all 1989 model year **Import Built Passenger Cars and Trucks** by Mitsubishi Motors Corporation.

The use of this Parts Catalog and the arrangement of information herein is explained in the General Information Section as indexed below.

### **INDEX TO INFORMATION PAGES**

• ABBREVIATIONS .....	INF-9-13
• ALPHABETICAL INDEX .....	INF-6
• BODY NUMBER .....	INF-7
• CONTENTS .....	INF-3
• DIMENSIONS .....	INF-7
• ENGINE MODEL AND SERIAL NUMBER .....	INF-7
• HOW TO LOCATE PARTS .....	INF-2
• ILLUSTRATION INDEX .....	INF-6
• KEY NUMBERS .....	INF-7
• METRIC CONVERSION TABLE .....	INF-8
• MODEL CHART .....	INF-5
• NEWPART INDEX .....	INF-6
• NUMERICAL INDEX .....	INF-6
• PAGE NUMBERING .....	INF-6
• PARTS CATALOG REVISION SERVICE .....	INF-7
• PARTS NUMBER PREFIX .....	INF-7
• PRODUCT BULLETINS .....	INF-7
• SPECIFYING INFORMATION .....	INF-6
• SYMBOLS USED IN THIS CATALOG .....	INF-6
• TRANSMISSION MODEL & SERIAL NUMBER .....	INF-7
• VEHICLE IDENTIFICATION PLATE .....	INF-4

## HOW TO USE THIS CATALOG AND LOCATE PARTS

This Catalog is divided into Part Groups in which illustrations for parts of a similar function and/or location are published. The Group Contents listing on the next page shows the type of parts contained in each group. Tabs are provided or available to separate each group.

Several methods may be used to locate a specific part:

- Option 1: From the Group Contents listing, select the group which would most logically contain the part to be found. Open the catalog to the beginning of that group. The first page of the group will contain an index of illustrations. Select the illustration most likely to contain the part. Turn to the selected illustration and locate the part by reviewing the illustration item numbers and associated text information following the illustration.
- Option 2: If the "noun" name of the part you seek is known, an alphabetical index of Nouns and Illustration titles is provided to assist in finding the part. Several keys may be found in this index.

<b>PUMP, Water</b> . . . . .	Group 7	Group Reference
<b>ALTERNATOR, A-K-F-W Engine</b> . . .	8-2000	Illustration Reference
<b>CLAMP, Hose</b> . . . . .	24-450/11	Illustration/Item Reference

Group	_____
Illustration No.	_____
Item	_____

- Option 3: If the part number is known but the applications need to be determined, refer to the numerical index. This index shows the group, illustration number and item for each part listed in the catalog. Multiple references mean the part is listed more than once.

## PART GROUP - TITLES &amp; CONTENT

GROUP	CONTENTS
INF	Information Section
NE	Newpart Index
AL	Alphabetical Index
IL	Illustration Index (All Groups)
1	Catalog Notices
2	<b>Front Suspension &amp; Drive</b> Front Suspension Components ... Steering Knuckles Front Drive Shafts, Axles, Locking Hubs ... Front Differential
3	<b>Rear Axle</b> Rear Axle and Component Parts ... Rear Axle Mountings
4	<b>Parking Brake Controls</b>
5	<b>Service Brakes</b> Brake Controls and Mechanism ... Brake Warning Switch, Parking Brake Components within the Wheel ... Wheel Hardware, Bearings and Seals
6	<b>Clutch</b> Clutch Unit and Components ... Clutch Pedal, Controls
7	<b>Cooling</b> Front Grille, Grille Support, Radiator Supports, Headlamp Supports ... Radiators, Fans and Fan Motors, Hoses, Thermostats ... Transmission Cooling ... Water Pump ... Drive Belts and Pulleys ... Turbocharger Cooling
8	<b>Electrical</b> Switches, Relays, Solenoids, Sensors, ... Battery Trays ... Engine Electrical ... Starters, Alternators, Distributors ... Front, Rear, Interior Lamp ... Body Wiring ... Horn
8A	<b>Instrument Panel and Console</b> Instrument Panel and Console Electrical Parts, Clusters, Switches, Wiring ... All Hard and Soft Trim Parts ... Radio, Speakers and Antenna
9 (A, B ...)	<b>Engine (By Engine Type)</b> Engine Components ... Engine Oil System ... Flywheels, Torque Converters ... Engine Mounting
11	<b>Exhaust</b> Exhaust System Components ... Heat Shields
13	<b>Frame, Bumper &amp; Fascia</b> Frame Components, Crossmembers ... Bumper and Fascia Components ... Snow Plow Parts
14	<b>Fuel</b> Accelerator Pedal, Linkage, Throttle Control ... Air Cleaner ... Carburetors, Throttle Body and Injection Components ... Fuel Lines, Fuel Tank ... Fuel Pump ... Turbocharger Components ... Speed Control

GROUP	CONTENTS
16	<b>Prop. Shaft and Universal Joint</b>
17	<b>Rear Suspension</b> Rear Suspension Components
18	<b>Service Bulletin Parts</b>
19	<b>Steering</b> Steering Wheels, Column ... Power Steering Pump ... Steering Gear ... Steering Linkage, Tie Rods
21M	<b>Manual Transmission and Transfer Cases</b> Manual Transmission, Transaxle and Components ... Gearshift Controls ... Transfer Case, Controls, Mountings ... Speedometer Pinion and Cable
21A	<b>Automatic Transmission</b> Automatic Transmission, Transaxle and Components ... Gearshift Controls ... Speedometer Pinion and Cable
22	<b>Wheels</b> Wheel Rims ... Wheel Covers, Hubcaps ... Jack and Spare Tire Storage
23	<b>Exterior Ornamentation</b> Exterior Ornamentation, Tape Stripes, Decals ... Exterior Moldings ... Vinyl Roof and Trim
23A	<b>Body-Sheet Metal Except Doors</b> Body Metal ... Stationary Glass ... Sunroof ... Convertible Top ... Hood and Deck Release
23C	<b>Body-Doors and Related Parts</b> Door Metal ... Door Hardware ... Door Glass ... and Regulator ... Door Mirrors ... Weatherstrips
23D	<b>Body-Miscellaneous</b> Lock Cylinders and Keys ... Windshield Washer/Wiper System
IT (A, B ...)	<b>Interior Trim (By Body Code)</b> All Interior Trim Except Dash and Console ... Seats and Seat Belts ... Seat Adjusters, Manual and Power ... Carpet ... Interior Panels and Moldings ... Security/Tonneau Covers
24	<b>Heater and Air</b> Heater, Air Conditioning System and Controls
25	<b>Emission Systems</b> Air Pump ... EGR System ... Vapor Canister
NU	<b>Numerical Index</b>

## VIN PLATE IDENTIFICATION (EXCEPT MASERATI)

1	2	3	4	5	6	7	8	9	10	11	12 thru 17
Country	Make	Vehicle Type	Other	Line	Series	Body Type	Engine	Check Digit	Model Year	Assy. Plant	Sequence No.
<b>1 COUNTRY</b> J = Built in Japan M = Built in Thailand	<b>2 MAKE</b> B = Dodge E = Eagle J = Chrysler L = Dodge (Thailand) P = Plymouth	<b>3 VEHICLE TYPE</b> 3 = Passenger Car 4 = Multipurpose Passenger Vehicle (MPV) 7 = Truck	<b>4 OTHER</b> <b>PASS CAR:</b> B = Manual Seat Belts C = Passive Belts <b>TRUCK OR MPV</b> (with Hydraulic Brakes): E = 3001-4000 LB GVW F = 4001-5000 LB GVW	<b>5 LINE</b> <b>PASSENGER CAR</b> A = Colt 100/Vista (Canada) C = Conquest TSI G = Colt Vista (2WD) H = Colt Vista (4WD) R = 2000 GTX U = Colt Colt E Colt GT Colt 200 (Canada) Summit Summit DL Summit LX V = Colt DL Wagon (2WD) W = Colt DL Wagon (4WD) <b>TRUCK</b> L = Ram 50 Ram 50 Custom Ram 50 Sport M = Power Ram Power Ram 50 Custom Power Ram 50 Sport J = Raider	<b>6 SERIES</b> 1 = Economy 2 = Low 3 = Medium 4 = High 5 = Premium 6 = Special	<b>7 BODY STYLE</b> <b>PASSENGER CAR</b> 4 = 3 Dr. Hatchback 6 = 4 Dr. Sedan 9 = 5 Dr. Wagon <b>TRUCK</b> 3 = Van 4 = Conventional Cab-Short 5 = Extended Cab 9 = Conventional Cab-Long <b>MPV</b> 1 = 5 Door Wagon 3 = 3 Door Metal Top 4 = 4 Door Wagon	<b>8 ENGINE</b> D = 2.0L FBC E = 2.6L FBC F = 1.6L Turbo K = 1.5L N = 2.6L Turbo-Intercooler R = 2.0L DOHC MPI S = 3.0L MPI T = 1.8L MPI U = 2.0L DOHC MPI V = 2.0L MPI X = 1.5L MPI Y = 1.6L DOHC MPI Z = 1.6L DOHC MPI Turbo <b>For Catalog Specification Purposes:</b> 1.5L = Q-Eng. 1.6L = K-Eng. 1.8L = P-Eng. 2.0L = A-Eng. 2.6L = F & W-Eng. 3.0L = V-Eng.	<b>9 CHECK DIGIT</b> See Note 1	<b>10 MODEL YEAR</b> K = 1989	<b>11 ASSEMBLY PLANT</b> J = Nagoya-3 O = Thailand P = Nagoya-2 U = Mizushima-1 Z = Okazaki	<b>12 thru 17 SERIAL NO.</b>

**Note:** The Check Digit will be a numeric character 0-9 or alpha X. It is for verification of the accuracy on the VIN through use of prescribed mathematical formula mandated by Federal Code MVSS 115.

## 1989 IMPORT PASSENGER CAR, TRUCK AND SPORT, UTILITY MODEL CHART AND POWER TEAMS

BODY TYPE		
PASSENGER CAR	PICKUP TRUCK	SPORT UTILITY
24 - 2 DOOR SEDAN	CLB - EXTENDED CAB	27 - 3 DOOR METAL TOP
41 - 4 DOOR SEDAN	LWB - LONG WHEEL BASE CONV. CAB	
45 - 2 SEAT WAGON	SWB - SHORT WHEEL BASE CONV. CAB	

MODEL NAME	DRIVE SYSTEM	SERIES	BODY	ENGINE DISPLACEMENT		TRANSMISSION/ TRANSAXLE	
				STANDARD	OPTIONAL	STANDARD	OPTIONAL
PASSENGER CAR							
COLT	FWD	E	24	1.5L		4 SPD	
COLT E	FWD	L	24	1.5L		5 SPD	3 SPD
COLT GT	FWD	M	24	1.5L	1.6 LTC	5 SPD	3 SPD
COLT DL	FWD	M	45	1.5L		5 SPD	3 SPD
COLT DL	4WD	M	45	1.8L		5 SPD	N/A
COLT VISTA	FWD	M	45	2.0L		5 SPD	3 SPD
COLT VISTA	4WD	M	45	2.0L		5 SPD	N/A
SUMMIT E	FWD	L	41	1.5L		5 SPD	3 SPD
SUMMIT DL	FWD	M	41	1.5L		5 SPD	3 SPD
SUMMIT LX	FWD	H	41	1.5L	1.6L DOHC	5 SPD	4 SPD
CONQUEST	RWD	P	24	2.6L TC w/INT.		5 SPD	4 SPD
TRUCK							
RAM 50	RWD	L	SWB	2.0L		5 SPD	4 SPD
RAM 50	RWD	L	LWB	2.6L		5 SPD	4 SPD
RAM 50	RWD	L	CLB	2.6L		5 SPD	4 SPD
RAM 50 CUSTOM	RWD	H	LWB	2.6L		5 SPD	4 SPD
RAM 50 SPORT	RWD	P	SWB	2.6L		5 SPD	4 SPD
RAM 50 SPORT	RWD	P	CLB	2.6L		5 SPD	4 SPD
POWER RAM 50	4WD	L	SWB	2.6L		5 SPD	4 SPD
POWER RAM 50	4WD	L	LWB	2.6L		5 SPD	4 SPD
POWER RAM 50 CUSTOM	4WD	H	CLB	2.6L		5 SPD	4 SPD
POWER RAM 50 SPORT	4WD	P	SWB	2.6L		5 SPD	4 SPD
POWER RAM 50 SPORT	4WD	P	CLB	2.6L		5 SPD	4 SPD
SPORT UTILITY							
RAIDER	4WD	H	27	2.6L		5 SPD	N/A
RAIDER	4WD	H	27	3.0L		5 SPD	4 SPD

## PAGE NUMBERING

Two part page numbers are used throughout this publication. The first part of the page number identifies the group and the second part of the sequence within the group. For example:

2-3 indicates Group 2, Front Suspension & Drive, Page 3.

In the maintenance of the Loose Leaf Parts Catalog it may be necessary to add information beyond the capacity of the page. If this should occur, and "A" page may be provided; e.g.: 2-3A should be filed immediately following page 2-3.

## ILLUSTRATIONS

Two part illustration numbers are used to locate the graphic in its proper sequence. The first part is the group number and the second part the sequence within the group. (Note: Illustrations will always be on the left hand page and will be an even numbered page).

A master index of all illustrations follows the INF Section. In addition, each group fly page includes a listing of the graphic illustrations contained within the group.

## ALPHABETICAL INDEX

To locate a part by name refer to the Alphabetical Index (located at the back of the catalog with page numbers prefixed "AL"). If the name of the particular item sought is not listed, or is unknown, look for the assembly in which it is contained or to which it is attached. The index refers to the graphic illustration which depicts the part.

## NUMERICAL INDEX

To locate a part by number refer to the Numerical Index (located at the back of the catalog with page number prefixed "NU"). This section contains a listing of all part numbers contained in the catalog with reference to their location.

## SPECIFYING INFORMATION

The following information is included in this catalog:

1. Part Name
2. Part Number
3. Quantity used per Vehicle
4. Model Application
5. Description and/or dimensions, colors, etc., for proper identification
6. Effective points for changes

## SYMBOLS USED IN THIS CATALOG

# preceding a part line key number indicates numbers not previously published.

AR indicates the quantity required may vary or is to be determined by the user.

PAR — Indicates (Paint As Required)

( ) around a part number following the item being specified indicates interchange with the new number for the part. Prior to ordering, check the current Master Parts List for the bracketed number and, if listed, order that number. Doing so will preclude delay in obtaining the part since the new number may not yet be available when the order is submitted.

## NEWPART INDEX

A listing of new part numbers contained in the catalog. The numbers are in group sequence with reference to the illustration and item number where the part is located.

## **PRODUCT BULLETINS**

Product Bulletins may be issued when important changes are made in production or when changes are to be made in a catalog between issues. It is important that catalogs be updated in accordance with information contained in Product Bulletins to insure accurate specifying.

## **PARTS CATALOG REVISION SERVICE**

Subscribers to the catalog service will be periodically provided with revision copy incorporating the latest information. Revision may be by Page, Group, or by complete book.

Proper interfiling of the revision copy will assure the subscriber of a complete up-to-date catalog.

## **PART NUMBER PREFIX**

Most Part numbers listed in the catalog are eight characters long and consist of two alpha followed by six numeric characters. Always use both alphas when submitting your parts order.

## **KEY NUMBERS**

Parts are listed in the text by the "key number" which identifies the item as depicted in the illustration.

When the "key number" is a combination; i.e.: "2-5," the part number is an assembly consisting of the referenced "key numbers" 2, 3, 4, and 5. If the "key number" appears as 2-5, 9 or 2-5 & 9, the part number contains 2, 3, 4, 5 and 9.

## **DIMENSIONS**

Dimensions listed in this publication are expressed in millimeters. To convert to inches multiply the value shown by .03937. (See Metric Conversion Table)

## **BODY NUMBER**

The Body Number for the Model 24, 41 passenger car is stamped on the right top of the fire wall in the engine compartment. The Body Number for the Model 27 Pick-ups is stamped on the sidewall of the frame near the rear spring hanger.

## **ENGINE MODEL AND SERIAL NUMBER**

The Engine Model is stamped adjacent to the Engine Serial No. on the cylinder block; Q Engine (1500cc is G15B for U.S./4G15 for Canada), K Engine (1600cc is G32B for U.S./4G32 for Canada); A Engine (2000cc is G63B for U.S./4G63 for Canada); F & W Engine (2600cc is G54B for U.S. 4G54 Canada).

The Engine Serial Number is stamped on top of the cylinder block at the right front corner.

## **TRANSMISSION MODEL and SERIAL NUMBER**

Mitsubishi transaxle and manual transmission serial numbers are stamped on the clutch housing. Chrysler built Automatic Transmission Identification numbers are stamped on the left oil pan side rail as follows:

<b>TRANS. ASSY. NUMBER</b>	<b>CHANGE CODE</b>	<b>DATE CODE</b>	<b>SERIAL NUMBER</b>
7 Digits 1234567	1 Digit A (Factory use only of no significance to the field)	4 Digits 8577 (Dec. 31, 1987)	4 Digits 0001 (A sequential number for each days' production

**LINEAR MEASUREMENT**

1 foot (ft.)	= 12 inches (in.)
1 yard (yd.)	= 3 ft. = 36 in.
1 mile (statute)	= 5,280 ft.

1 centimeter (cm)	= 10 millimeters (mm)
1 meter (m)	= 100 cm = 1000 mm
1 kilometer (km)	= 1000 meters

To convert	Into	Multiply by
inches	centimeters	2.5400
inches	millimeters	25.4000
feet	meters	0.3048
feet	millimeters	304.8000
yards	meters	0.9144
miles	kilometers	1.6093

To convert	Into	Multiply by
centimeters	inches	0.3937
millimeters	inches	0.0394
meters	feet	3.2808
millimeters	feet	0.0033
meters	yards	1.0936
kilometers	miles	0.6214

**AREA MEASUREMENT**

1 square foot (sq.ft.)	= 144 square inches (sq.in.)
1 square yard (sq.yd.)	= 9 square feet
1 acre	= 4,840 sq. ft.
1 square mile	= 640 acres

1 sq. centimeter (cm <sup>2</sup> )	= 100 sq. millimeters (mm <sup>2</sup> )
1 sq. meter (m <sup>2</sup> )	= 10,000 cm <sup>2</sup>
1 are (a)	= 100 m <sup>2</sup>
1 sq. kilometer (km <sup>2</sup> )	= 1,000,000 m <sup>2</sup>

To convert	Into	Multiply by
square inches	sq. centimeters	6.4516
square feet	sq. meters	0.0929
square yards	sq. meters	0.8361
acres	sq. meters	4.047.0
square miles	sq. kilometers	2.5900

To convert	Into	Multiply by
sq. centimeters	sq. inches	0.1550
sq. meters	sq. feet	10.7639
sq. meters	sq. yards	1.1960
sq. meters	acres	0.0002
sq. kilometers	sq. miles	0.3861

**CUBIC MEASUREMENT (VOLUME)**

1 cubic foot (cu. ft.)	= 1.728 cubic inches (cu. in.)
1 cubic yard (cu. yd.)	= 27 cubic feet

1 cu. centimeter (cm <sup>3</sup> )	= 1000 cu. millimeters (mm <sup>3</sup> )
1 cubic meter (m <sup>3</sup> )	= 1,000,000 cm <sup>3</sup>

To convert	Into	Multiply by
cubic inches	cu. centimeters	16.3872
cubic feet	cubic meters	0.0283
cubic yards	cubic meters	0.7646

To convert	Into	Multiply by
cu. centimeters	cubic inches	0.0610
cubic meters	cubic feet	35.3145
cubic meters	cubic yards	1.3079

**LIQUID MEASUREMENT (CAPACITY)**

1 pint (pt.)	= 28.875 cubic inches
1 quart (qt.)	= 2 pints = 57.75 cu. in.
1 gallon (gal.)	= 4 qts. = 231 cu. in.

1 centimeter (cl.)	= 10 milliliters (ml.)
1 liter (l)	= 100 cl. = 1000 ml.
1 kiloliter (kl)	= 1000 liters

To convert	Into	Multiply by
cubic inches	liters	0.0164
pints	liters	2.1132
quarts	liters	0.9463
gallons	liters	3.7853
cubic feet	liters	28.3162

To convert	Into	Multiply by
liters	cubic inches	61.0250
liters	pints	0.4732
liters	quarts	1.0566
liters	gallons	0.2642
liters	cubic feet	0.0353

**WEIGHT MEASUREMENT**

1 ounce (oz.)	= 16 drams
1 pound (lb.)	= 16 ounces
1 short ton	= 2000 pounds
1 long ton	= 2240 pounds

1 centigram (cg.)	= 10 milligrams (mg.)
1 gram (g.)	= 100 cg. = 1000 mg.
1 kilogram (kg.)	= 1000 grams
1 metric ton (t.)	= 1000 kg.

To convert	Into	Multiply by
drams	grams	1.7718
ounces	drams	28.3495
pounds	kilograms	0.4536
tons (short)	tons (metric)	0.9072

To convert	Into	Multiply by
grams	drams	0.5844
grams	ounces	0.0353
kilograms	pounds	2.2046
tons (metric)	tons (short)	1.1023

**POWER MEASUREMENT**

1 horsepower (hp)	= 746 watts	= 7457 kilowatts (kw)
-------------------	-------------	-----------------------

1 horsepower (ps)	= 736 watts	= 7355 kw
-------------------	-------------	-----------

To convert	Into	Multiply by
horsepower (U.S.)	horsepower (met.)	1.0139
horsepower (U.S.)	kilowatts	0.7457
kilowatts	horsepower (U.S.)	1.3405

To convert	Into	Multiply by
horsepower (met.)	horsepower (U.S.)	0.9863
kilowatts	horsepower (met.)	0.7355
horsepower (met.)	kilowatts	1.2596



## ABBREVIATIONS

Abbreviations as used throughout this catalog are interpreted as follows:

A.....	AMPERE	BTN.....	BUTTON
A.B.S.....	ANTI-SKID BRAKE CTRL SYS	B/UP.....	BACK UP
AC.....	ALTERNATING CURRENT	BUSH.....	BUSHING
A/C.....	AIR CONDITIONER, ING	C.....	CLEAR
ACC.....	ACCESSORY	CAB.....	CABIN
ACCEL.....	ACCELERATOR	CAP.....	CAPACITY
ACCUM.....	ACCUMULATOR	CAP/UP.....	CAPACITY UP
ACF.....	ALL COATED FABRIC	CARB.....	CARBURETOR
A/CLNR.....	AIR CLEANER	CARP.....	CARPET
ACTR.....	ACTUATOR	CARR.....	CARRIER
ACV.....	AIR CONTROL VALVE	CAS.....	CASSETTE
ADJ.....	ADJUST, ABLE, ER	CBL.....	CABLE
ADJG.....	ADJUSTING	C/BRKR.....	CIRCUIT BREAKER
ADPTR.....	ADAPTOR	C/CASE.....	CRANKCASE
AFCV.....	AIR FUEL CONTROL VALVE	CCF.....	CLOTH & COATED FABRIC
A/IN.....	AIR INLET	C/CONV.....	CATALYTIC CONVERTER
AIR SPLR.....	AIR SPOILER	C/FAN.....	COOLING FAN
AL.....	ALUMINUM	CHAS.....	CHASSIS
ALT.....	ALTITUDE	CHG.....	CHANGE, ING
ALTR.....	ALTERNATOR	CHMBR.....	CHAMBER
AL/WHL.....	ALUMINUM WHEEL	CHNL.....	CHANNEL
AM.....	AMPLITUDE MODULATION	CHR.....	CHROME
AMP.....	AMPERE	CK/SHAFT.....	CRANKSHAFT
AMTR.....	AMMETER	CLINO.....	CLINO METER
ANCH.....	ANCHOR	CLNC.....	CLEARANCE
ANT.....	ANTENNA	CLNR.....	CLEANER
ANTI-POLL.....	ANTI-POLLUTION	CLO.....	CLOTH
A/OUT.....	AIR OUTLET	C/LP.....	COURTESY LAMP
AR.....	AS REQUIRED	CLR.....	COOLER
A/REST.....	ARMREST	C/LTR.....	CIGAR OR CIGARETTE LIGHTER
ARG.....	ARGENT	C/MBR.....	CROSSMEMBER
A/RTLRL.....	ANTI-RATTLER	CMPTR.....	COMPUTER
ASC.....	AUTO SPEED CONTROL	CNSL.....	CONSOLE
A/SQK.....	ANTISQUEAK	COL.....	COLUMN
ASST.....	ASSIST, ING/ANT	COMB.....	COMBINATION
ASSY.....	ASSEMBLY	COMP.....	COMPONENT
A/SUSP.....	AIR SUSPENSION	COMPL.....	COMPLETE
AUD.....	AUDIO	COMPR.....	COMPRESION/OR
AUTO.....	AUTOMATIC	COND.....	CONDENSER
AUTO. LOCK.....	AUTO DR LOCKING SYSTEM	CONN.....	CONNECTOR
AUTO T/A.....	AUTOMATIC TRANSAXLE	CONNG.....	CONNECTING
AUTO T/M.....	AUTOMATIC TRANSMISSION	CONT.....	CONTROL
B.....	BRIGHT	CONV.....	CONVERTER
BATT.....	BATTERY	COR.....	CORNER
BAV.....	BLEED AIR VALVE	CO/SHAFT.....	COUNTERSHAFT
B/CRK.....	BELLCRANK	CPLG.....	COUPLING
B/DISC.....	BRAKE DISC	C/PLR.....	CENTER PILLAR
B/DR.....	BACK DOOR	C/ROD.....	CONNECTING ROD
BGE.....	BEIGE	CRTG.....	CARTRIDGE
BJ.....	BIRFIELD UNIVERSAL JOINT	CRU/CONT.....	CRUISE CONTROL
B/JNT.....	BALL JOINT	CSTR.....	CLUSTER
BK.....	BACK	CTR.....	CENTER
BKL.....	BUCKLE	CTSY.....	COURTESY
BKT.....	BUCKET	CURT.....	CURTAIN
BLA.....	BLACK	CUSH.....	CUSHION
BLK.....	BLOCK	CV.....	CONVERTIBLE
BLU.....	BLUE	C/VAL.....	CONTROL VALVE
BLWR.....	BLOWER	CVR.....	COVER
BMPR.....	BUMPER	CYL.....	CYLINDER
BRD.....	BOARD	C/ZONE.....	COLD ZONE
BRG.....	BEARING	D.....	DARK
BRK.....	BRAKE	DBL.....	DOUBLE
BRKR.....	BREAKER	DC.....	DIRECT CURRENT
BRKT.....	BRACKET	D/CON.....	DIRECT CONTROL
BRN.....	BROWN	D/CVR.....	DUST COVER
BRT.....	BRIGHT	DECAL.....	DECALCOMANIA
BRZ.....	BRONZE	DECOMP.....	DECOMPRESSION
BSTR.....	BOOSTER	DEFOG.....	DEFOGGER
BTL.....	BOTTLE	DEFR.....	DEFROSTER
BTM.....	BOTTOM	DIA.....	DIAMETER

## ABBREVIATIONS (Cont'd.)

DIAPH.....	DIAPHRAGM	F/PUMP.....	FUEL PUMP
DIE.....	DIESEL	FR.....	FRONT
DIFF.....	DIFFERENTIAL	FRICT.....	FRICTION
DIR.....	DIRECT	FRM.....	FRAME
DIS.....	DISTRIBUTOR	F/RST.....	FOOT REST
DISCH.....	DISCHARGE	F/SEAT.....	FRONT SEAT
D/LINK.....	DRAGLINK	FSTNR.....	FASTENER
DLX.....	DELUXE	FT.....	FOOT
DMPR.....	DAMPER	F/TANK.....	FUEL TANK
DOHC.....	DBL OVERHEAD CAMSHAFT	FTG.....	FITTING
DOJ.....	DOUBLE OFFSET JOINT	F/TOP.....	FOLDING TOP
D/PINION.....	DRIVE PINION	F/WHL.....	FLYWHEEL
D/PROOF.....	DUST PROOF	G.C.C.....	GULF CORPORATED COUNCIL
DR.....	DOOR	GA.....	GAUGE
DRL.....	DAY TIME RUNNING LIGHT	GAL.....	GALLON
DRV.....	DRIVE	GARN.....	GARNISH
D/SEAL.....	DUST SEAL	GAS.....	GASOLINE
D/SEAT.....	DRIVER SEAT	G/BOX.....	GLOVEBOX
D/SHLD.....	DUST SHIELD	GDE.....	GUIDE
DSV.....	DECEL SOLENOID VALVE	GEN.....	GENERATOR
D/SW.....	DIMMER SWITCH	GLA.....	GLASS
ECI.....	ELECTRONIC CONTROL INJ	GLD.....	GOLD
ECM.....	ELECTRONIC CONTROL ENGINE MOUNTING	GOV.....	GOVERNOR
E/CON.....	ELECTRIC CONTROL	GR.....	GEAR
ECS.....	ELECTRONIC CONTROL SUSPENSION	G/RATIO.....	GEAR RATIO
E.G.R.....	EXHAUST GAS RECIRCULATION	GRD.....	GROUND
E/HZ.....	EXTRA HOT ZONE	GRL.....	GRILLE
ELC.....	ELECT CONTROL TRANS	GRN.....	GREEN
ELEC.....	ELECTRIC	GROM.....	GROMMET
ELEM.....	ELEMENT	GRY.....	GRAY
ELL.....	ELBOW	G/SHIFT.....	GEARSHIFT
ELR.....	EMERGENCY LOCKING RETRACTOR	GT.....	GRAND TOURING
ELTRC.....	ELECTRONIC	HAC.....	HIGH ALTITUDE COMPENSATOR
EMERG.....	EMERGENCY	HARN.....	HARNESS
EMIS.....	EMISSION	H/BACK.....	HATCH BACK
ENG.....	ENGINE	HDLE.....	HANDLE
EPS.....	ELECTRONIC CONTROL POWER STEERING	H/DUTY.....	HEAVY DUTY
ESC.....	ESCUTCHEON	HGE.....	HINGE
ESV.....	ENRICHMENT SOLENOID VALVE	HGT.....	HEIGHT
ETACS.....	ELECTRONIC TIME & ALARM CONTROL SYSTEM	HI.....	HIGH
ETR.....	ELECTRONIC TUNER	HI-ALTI.....	HIGH ALTITUDE
EVAP.....	EVAPORATION, OR	HLG.....	HALOGEN
EXC.....	EXCEPT	H/LIN.....	HEADLINING
EXCL.....	EXCLUDE	H/LP.....	HEADLAMP
EXH.....	EXHAUST	H/LP WSHR..	HEADLAMP WASHER
EXPN.....	EXPANSION	HNGR.....	HANGER
EXT.....	EXTERIOR	H/REST.....	HEADRESTRAINT
EXTN.....	EXTENSION	HSG.....	HOUSING
FAB.....	FABRIC	H/T.....	HIGH TENSION
F/AXLE.....	FRONT AXLE	HTR.....	HEATER
FBC.....	FEED BACK CARBURETOR	HVY.....	HEAVY
F/CAP.....	FUEL CAP	HYD.....	HYDRAULIC
FCL.....	FAN CLUTCH	H/ZONE.....	HOT ZONE
F/CPLG.....	FLUID COUPLING	I/ARM.....	IDLER ARM
F/DR.....	FRONT DOOR	IC.....	INTEGRATED CIRCUIT
F/FIL.....	FUEL FILTER	I/CLR.....	INTER COOLER
F/FLR.....	FRONT FLOOR	I/GEAR.....	IDLER GEAR
F/GA.....	FUEL GAUGE	IGN.....	IGNITION
FIL.....	FILTER	I/LP.....	INDICATOR LAMP
F/INJ.....	FUEL INJECTION	IN.....	INCH
FLEX.....	FLEXIBLE	INCR/TANK..	INCREASED TANK
FLG.....	FLANGE	IND.....	INDICATOR
FLR.....	FLOOR	INJ.....	INJECTION, OR
FM.....	FREQUENCY MODULATION	INL.....	INLET
F/MLDG.....	FINISH MOULDING	INR.....	INNER
FNDR.....	FENDER	INSP.....	INSPECTION
F/PAN.....	FLOOR PAN	INST.....	INSTRUMENT
F/PLR.....	FRONT PILLAR	INSUL.....	INSULATION, OR
		INT.....	INTERIOR
		INTK.....	INTAKE
		INTMT.....	INTERMITTENT

**ABBREVIATIONS (Cont'd.)**

I/PNL.....	INSTRUMENT PANEL	O.....	OFF
I/PULL.....	IDLER PULLEY	O/C.....	OIL COOLER
I/PUMP.....	INJECTION PUMP	O/D.....	OVER DRIVE
I/S.....	INSIDE	O/GA.....	OIL GAUGE
ISC.....	IDLE SPEED CONTROL	O/H.....	OVERHAUL
IVO.....	IVORY	OHC.....	OVERHEAD CAMSHAFT
JNT.....	JOINT	OHV.....	OVERHEAD VALVE
JSV.....	JET MIXTURE SOLENOID VALVE	OLI.....	OLIVE
(KUW).....	KUWAIT	OP.....	OPTION, AL
KM/H.....	KILOMETERS PER HOUR	OPNG.....	OPENING
L/.....	LIGHT	OPT.....	OPTION, AL
LAV.....	LAVENDER	O/PUMP.....	OIL PUMP
L/C.....	LOW COMPRESSION	ORN.....	ORANGE
LCD.....	LIQUID CRYSTAL DISPLAY METER	O/S.....	OUTSIDE
LEA.....	LEATHER	O/SIZE.....	OVERSIZE
L/F.....	LESS FINISH	O/T.....	OVER TOP
LG.....	LENGTH	OTR.....	OUTER
L/GLS.....	LESS GLASS	OUTL.....	OUTLET
LH.....	LEFT HAND	PAR.....	PARCH
LHD.....	LEFT HAND DRIVE	PARTL.....	PARTIAL
LIC.....	LICENSE	PARTN.....	PARTITION
LIN.....	LINING	PASS.....	PASSENGER
LK.....	LOCK	P/BTN.....	PUSH BUTTON
LKG.....	LOCKING	PCV.....	PURGE CONTROL VALVE
LK/WA.....	LOCK WASHER	PED.....	PEDAL
LP.....	LAMP	PK/BRK.....	PARKING BRAKE
LPG.....	LIQUID PROPANE GAS	PKG.....	PACKAGE
LRG.....	LARGE	PKT.....	POCKET
LSD.....	LIMITED SLIP DIFFERENTIAL	PLC.....	PLACE
LT.....	LEFT	P/LP.....	PARKING LAMP
LTR.....	LIGHTER	PLR.....	PILLAR
LUGG.....	LUGGAGE	PLSTC.....	PLASTIC
LVL.....	LEVEL	PLT.....	PLATE
LVR.....	LEVER	PLTD.....	PLATED
LW.....	LONG WAVE	PLUNG.....	PLUNGER
LW/MW.....	LONG WAVE & MEDIUM WAVE	PNL.....	PANEL
LWR.....	LOWER	PNT.....	PAINT
M.....	METALLIC	PNTD.....	PAINTED
M.....	MEDIUM	POL.....	POINT ON LINE
MAN T/A.....	MANUAL TRANSAXLE	POLY.....	POLYESTER
MAN T/M.....	MANUAL TRANSMISSION	PRESS.....	PRESSURE
MAN.....	MANUAL	P/ROD.....	PUSH ROD
MANF.....	MANIFOLD	PROP.....	PROPELLER
MBR.....	MEMBER	PROT.....	PROTECTOR
MCV.....	MIXTURE CONTROL VALVE	P.R. PART.....	PERIODIC REPLACEMENT PART
M/CYL.....	MASTER CYLINDER	PRPG/VAL.....	PROPORTIONING VALVE
MED.....	MEDIUM	P/S.....	POWER STEERING
MIL.....	MILITARY	P/SEAT.....	PASSENGER SEAT
MIR.....	MIRROR	PT.....	POINT
MLDG.....	MOULDING	PTO.....	POWER TAKE OFF
MOD.....	MODEL	PUL.....	PULLEY
MODUL.....	MODULATOR	PUR.....	POLYURETHANE
MPH.....	MILES PER HOUR	P/W.....	POWER WINDOW
MPI.....	MULTI POINT INJECTION	PWR.....	POWER
MPX.....	MULTIPLEX	PTC.....	PAINT TO COLOR
MRN.....	MAROON	Q/GLOW.....	QUICK GLOW
MSS.....	MUSIC SELECT SENSOR	Q/PNL.....	QUARTER PANEL
MT.....	MOUNT	QTR.....	QUARTER
MTG.....	MOUNTING	Q/TRIM.....	QUARTER TRIM
MTR.....	MOTOR	QTY.....	QUANTITY
MUFF.....	MUFFLER	Q/WDO.....	QUARTER WINDOW
M/V.....	MASTER VAC	RAD.....	RADIATOR
MW.....	MEDIUM WAVE	R/AXLE.....	REAR AXLE
N.....	NATURAL	R/CONT.....	REMOTE CONTROL
NA.....	NOT APPLICABLE	R/DEFOG.....	REAR DEFOGGER
NIP.....	NIPPLE	RDO.....	RADIO
NO.....	NUMBER	R/DR.....	REAR DOOR
NORM.....	NORMAL	RE.....	RED
NOZ.....	NOZZLE	REC.....	RECEIVER
NS.....	NOT SERVICED	RECL.....	RECLINING
NY.....	NYLON	RED.....	REDUCTION

## ABBREVIATIONS (Cont'd.)

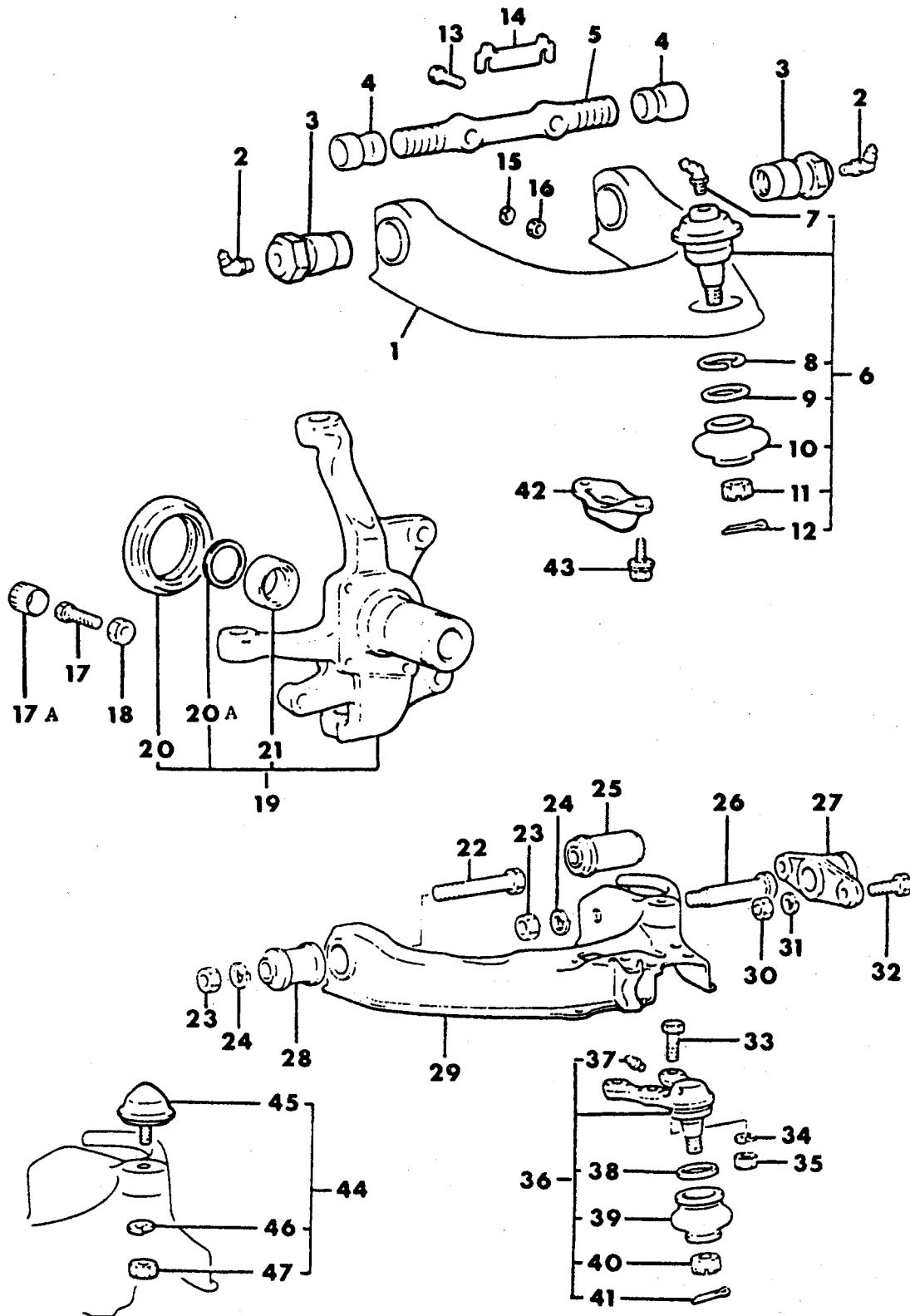
REFL .....	REFLECTOR	S/PNL.....	SIDE PANEL
REG .....	REGULATOR	SPRKT .....	SPROCKET
REINF .....	REINFORCEMENT	SP/SHLD.....	SPLASH SHIELD
REM .....	REMOTE	SQ.....	SQUARE
REPL .....	REPLACEABILITY	S/R .....	SUNROOF
RES .....	RESISTOR	S/RAIL.....	SIDE RAIL
RET .....	RETAINER	S/S .....	SUNSHADE
RETN.....	RETURN	S/SHLD.....	SIDE SHIELD
REV .....	REVERSE	S/SILL .....	SIDE SILL
RF .....	ROOF	S/STL.....	STAINLESS STEEL
R/FLR.....	REAR FLOOR	ST .....	SEAT
RH.....	RIGHT HAND	STA .....	STATION
RHD .....	RIGHT HAND DRIVE	STAB .....	STABILIZER
RHEO .....	RHEOSTAT	STAT .....	STATIONARY
RJ .....	RZEPPA/UNIVERSAL JOINT	STD .....	STANDARD
RLY .....	RELAY	STL .....	STEEL
R.PART .....	REPLACEMENT PART	STN.....	STONE
R/PLR.....	REAR PILLAR	STRG.....	STEERING
RPM .....	REVOLUTIONS PER MINUTE	STRKR.....	STRIKER
RPS.....	REVOLUTIONS PER SECOND	STRNR.....	STRAINER
R/QTR.....	REAR QUARTER	STRTR.....	STARTER
RR.....	REAR	STRUC.....	STRUCTURE
R/R .....	REFLEX REFLECTOR	SUPT .....	SUPPORT
R/SEAT .....	REAR SEAT	SUSP .....	SUSPENSION
R/SHAFT .....	REAR SHAFT	SW .....	SWITCH
R/SUSP .....	REAR SUSPENSION	SW/MW .....	SHORT WAVE & MEDIUM WAVE
RSVR.....	RESERVOIR	SYNCH.....	SYNCHRONIZER
RT .....	RIGHT	SYS.....	SYSTEM
R/WDO .....	REAR WINDOW	T .....	THICKNESS
R/WPR .....	REAR WIPER	TA.....	TAN
S.....	SUM REQUIRED	T/A.....	TRANSAXLE
S/ .....	SOFT	T/BAR .....	TORSION BAR
S/ABS .....	SHOCK ABSORBER	T/BELT .....	TIMING BELT
SAF .....	SAFETY	TBLS .....	TUBELESS
S/BACK .....	SEAT BACK	T/C .....	TURBOCHARGER
S/BELT .....	SEAT BELT	T/CONV .....	TORQUE CONVERTER
S/CUSH .....	SEAT CUSHION	TEL .....	TELEPHONE
SD .....	SAND	TEMP.....	TEMPERATURE
SEC. PART .....	SECURITY PART	TERM .....	TERMINAL
SECDY.....	SECONDARY	T/F.....	TRANSFER
SEMI-M .....	SEMIMETALLIC	T/GA .....	TEMPERATURE GAUGE
SEP .....	SEPARATE	T/GATE .....	TAILGATE
S/GR .....	STEERING GEAR	THERMO.....	THERMOSTAT
SHIFT .....	SHIFT	THROT.....	THROTTLE
SHLD.....	SHIELD	TJ.....	TRIPOD UNIVERSAL JOINT
SHLF .....	SHELF	TK.....	TANK
SHT .....	SHORT	T/LP .....	TAIL LAMP
SIA .....	SERVICED IN ASSY	T/M.....	TRANSMISSION
SIG .....	SIGNAL	T/METER .....	TACHOMETER
SIK .....	SERVICED IN KIT	TORQ .....	TORQUE
SIL .....	SILVER	T/PNL.....	TRIM PANEL
SIR .....	SERVICED IN ROLL	TRLR .....	TRAILER
SIS .....	SERVICED IN SET	T/SIG .....	TURN SIGNAL
SK .....	SKIRT	TSTR .....	TRANSISTOR
S/KNU .....	STEERING KNUCKLE	T/THROUGH.....	TRUNK THROUGH
SLDG.....	SLIDING	U.C.C. ....	UNDER CATALYTIC CONVERTER
S/LP .....	STOP LAMP	U/JNT.....	UNIVERSAL JOINT
SM .....	SMALL	UND .....	UNDER
S/MKR.....	SIDE MARKER	UPR.....	UPPER
S/METER.....	SPEEDOMETER	URP.....	UNIFIED REPAIR PANEL
S/MRK.....	SIDE MARKER	U/SIZE.....	UNDERSIZE
SNSR.....	SENSOR	UNIV.....	UNIVERSAL
SOC.....	SOCKET	V.....	VOLT
SOL.....	SOLENOID	VAC.....	VACUUM
SPA.....	SPARE	VAL .....	VALVE
SPCR.....	SPACER	VENT.....	VENTILATION, OR
SPD .....	SPEED	VL .....	VINYL LEATHER
SPG.....	SPRING	VIO.....	VIOLET
SPKR.....	SPEAKER	VOL.....	VOLUME
SPL .....	SPECIAL	VNL.....	VINYL
SPLR .....	SPOILER	VNTY.....	VANITY

**ABBREVIATIONS (Cont'd.)**

V/REG .....	VOLTAGE REGULATOR	W/SHLD.....	WINDSHIELD
VSS .....	VEHICLE SPEED SENSOR	WSHR.....	WASHER
V/WING .....	VENT WING	W/STRIP.....	WEATHERSTRIP
W .....	WATT	WT .....	WEIGHT
W- .....	WARM	W/WPR.....	WINDSHIELD WIPER
W/ .....	WITH	W/WSHR.....	WINDSHIELD WASHER
WA .....	WASHER	YEL .....	YELLOW
WAT .....	WATER	YEL/HLG.....	YELLOW HALOGEN
WB .....	WHEELBASE	YR.....	YEAR
W/BRG .....	WHEEL BEARING	ZN.....	ZINC
W-CAB .....	DOUBLE CABIN	&.....	AND
WD .....	WHEEL DRIVE	1ST .....	FIRST
WDO.....	WINDOW	2ND .....	SECOND
WHL .....	WHEEL	3RD .....	THIRD
W/HSE.....	WHEELHOUSE	4TH .....	FOURTH
WHT .....	WHITE	4WD .....	4 WHEEL DRIVE
W/O .....	WITHOUT	5TH .....	FIFTH
WPR .....	WIPER	6TH .....	SIXTH
W/PUMP .....	WATER PUMP	7TH .....	SEVENTH
W/REG .....	WINDOW REGULATOR	8TH .....	EIGHTH
WRG.....	WIRING	9TH .....	NINTH
WRNG .....	WARNING	10TH.....	TENTH

9702 1000

SUSPENSION, FRONT  
 27 4WD - POWER RAM, RAIDER



# 1989 IMPORT PARTS CATALOG

Figure 2-1000  
Illus. Page 2-25

## FRONT SUSPENSION & DRIVE

ITEM	PART NUMBER	QTY	BODY	MODEL	DESCRIPTION
SUSPENSION, FRONT					
27 4WD - POWER RAM, RAIDER					
1-11	ARM PACKAGE, Upper				
1	MB241 155	1			Lt. (Raider)
	MB241 156	1			Rt. (Raider)
	MB527 161	1			Lt. (Power Ram)
	MB527 512	1			Rt. (Power Ram)
2	MF524 021	4			NIPPLE, Grease (6)
3	MB109 643	4			BUSHING, Pivot, Upper
4	# MT141 214	4			SEAL, Dust
5		2			SHAFT, Upper Arm (Serv. Pkg.)
	# MB518 813	1			PROTECTOR, Heat
6	MB176 309	2			BALL JOINT PACKAGE, Upper
7	MF524 021	2			NIPPLE, Grease (6)
8					SNAP RING, (Serv. in Pkg.)
9	# MT141 183	2			RING
10	# MT362 562	2			COVER, Dust
11	# MF431 343	2			NUT, Slotted (14)
12	MF472 067	2			PIN, Split (3x30)
13	MU101 016	4			BOLT, (12x50 10T)
14	# MB430 490	AR			SHIM, Adjuster (1.0mm Thick)
	# MB430 491	AR			(2.0mm)
15	MS450 993	4			WASHER, Special Spring (12)
16	# MF430 123	4			NUT, (12)
17	MB192 290	2			BOLT, Stopper, (Power Ram)
	MB349 072	2			(Raider)
17A	MB412 060	2			CAP, (Power Ram)
	MB379 353				(Raider)
18	MF431 863	2			NUT, Large (12)
19	MB160 665	1			KNUCKLE, Steering, Lt. (Power Ram)
	MB430 847	1			Lt. (Raider)
	MB160 666	1			Rt. (Power Ram)
	MB430 848	1			Rt. (Raider)
20	MB160 850	2			SEAL, Oil
20A	MB160 671	2			SPACER
21	MB160 670	2			BEARING, Needle
22	MB176 290	2			BOLT
23	MB303 958	4			NUT, (14)
24	MS450 994	4			WASHER, Spring (14)
25	MB109 662	2			BUSHING, (A)
26	MB109 661	2			SHAFT, Lower Arm
27	MB109 666	2			ARM, Anchor (B)
28	MB109 684	2			BUSHING, (B)
29	MB109 647	1			ARM, Lower, Lt.
	MB109 648	1			Rt.
30	# MF430 123	4			NUT, (12)
31	MS450 993	4			WASHER, Spring (12)
32	# MB082 323	4			BOLT, (12x35)
33	MF104 916	8			BOLT, (12x40)
34	MF450 407	8			WASHER, Spring (12)
35	MF430 007	8			NUT, (12)

<b>ENGINE:</b>		P=1800 cc	A=2000 cc	<b>TRANS:</b>	A=Automatic
Blank=All		K=1600 cc (w/o Balance Shaft)	F=2600 cc (Car)	Blank=All	M=All Manual
Q=1500 cc		W=2600 cc (Truck)	V=3000 cc		8=4 x 2 Manual
<b>SERIES:</b>	H=High	<b>MODELS:</b>	24 FWD=2-Dr Hatchback (Colt LA=Colt 100/Eagle Vista)	24 RWD=2-Dr Hatchback (Conquest)	
L=Low	E=Economy		41 FWD=4-Dr Sedan (Colt LA=Colt 100/Eagle Vista)	24 FWD=2-Dr Hatchback (Colt LC/Colt 200)	
M=Medium	P=Premium		45 FWD=4WD=Sta.Wgn. (Colt LA)	41 FWD=4-Dr Sedan (Colt Summit LC/Colt 200)	
			H41 FWD=4-Dr Sedan (2000 GTX)	45 FWD=4WD=Sta.Wgn. (Vista)	
			27 RWD=4WD=Pickup(Ram 50,Pwr.Ram 50)	27 4WD=Sport Utility (Raider)	
			NOTE: Colt LA 24-41 models and H41 2000 GTX "are Canada only"		

AR=Use as Required # =New Part Number - =Non Illustrated Part P.A.R.=Paint as Required

NOVEMBER, 1989

# 1989 IMPORT PARTS CATALOG

Figure 2-1000  
Illus. Page 2-26

FRONT SUSPENSION & DRIVE

ITEM	PART NUMBER	QTY	BODY	MODEL	DESCRIPTION
------	-------------	-----	------	-------	-------------

## SUSPENSION, FRONT 27 4WD - POWER RAM, RAIDER

36	MB176 308	2			BALL JOINT PACKAGE, Lower
37	MF524 001	2			NIPPLE, Grease (8)
38	#MT141 183	2			RING
39	#MT362 563	2			COVER, Dust
40	#MF431 344	2			NUT, Slotted (16)
41	MF472 085	2			PIN, Split (4x30)
42	MB109 688	4			STOPPER, Rebound
43	MF240 053	8			BOLT, w/Washer (8x20)
44	MB185 978	2			STOPPER PACKAGE
45					STOPPER, Bumper (Serv. in Pkg.)
46	MF450 406	2			WASHER, (10)
47	MF430 006	2			NUT, (10)

<b>ENGINE:</b>		P=1800 cc	A=2000 cc	<b>TRANS:</b>	A=Automatic
Blank=All		K=1600 cc (w/o Balance Shaft)	F=2600 cc (Car)	Blank=All	M=All Manual
Q=1500 cc		W=2600 cc (Truck)	V=3000 cc		8=4 x 2 Manual
<b>SERIES:</b>	H=High	<b>MODELS:</b>	24 FWD=2-Dr Hatchback (Colt LA=Colt 100/Eagle Vista)	24 RWD=2-Dr Hatchback (Conquest)	
L=Low	E=Economy		41 FWD=4-Dr Sedan (Colt LA=Colt 100/Eagle Vista)	24 FWD=2-Dr Hatchback (Colt LC/Colt 200)	
M=Medium	P=Premium		45 FWD=4WD=Sta.Wgn. (Colt LA)	41 FWD=4-Dr Sedan (Colt Summit LC/Colt 200)	
			H41 FWD=4-Dr Sedan (2000 GTX)	45 FWD=4WD=Sta.Wgn. (Vista)	
			27 RWD=4WD=Pickup(Ram 50,Pwr.Ram 50)	27 4WD=Sport Utility (Raider)	
NOTE: Colt LA 24-41 models and H41 2000 GTX "are Canada only"					

AR=Use as Required # =New Part Number --=Non Illustrated Part P.A.R.=Paint as Required

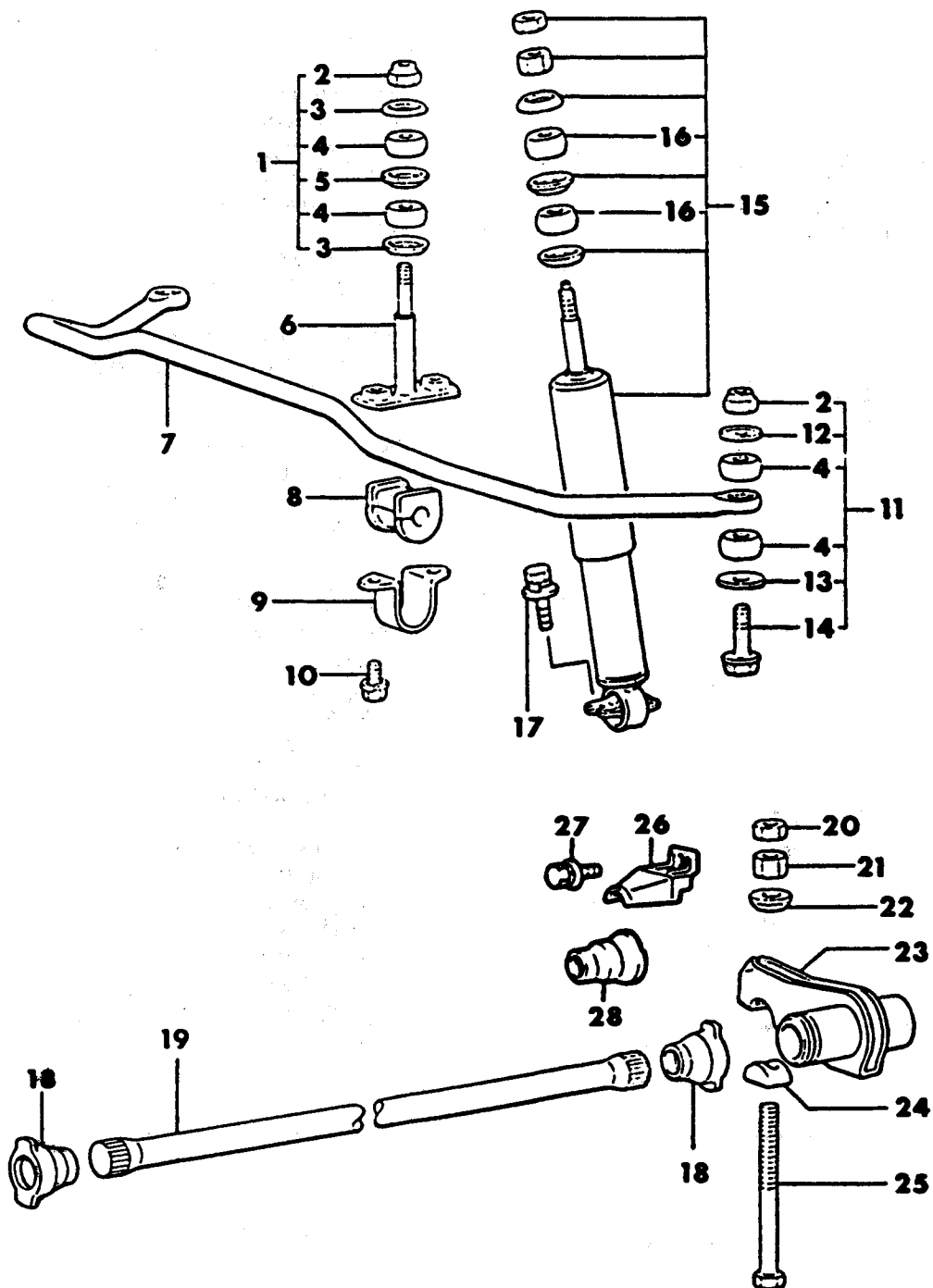
NOVEMBER, 1989





9702 1600

STABILIZER, FRONT  
27 4WD - POWER RAM, RAIDER



# 1989 IMPORT PARTS CATALOG

Figure 2-1600  
Illus. Page 2-41

## FRONT SUSPENSION & DRIVE

ITEM	PART NUMBER	QTY	BODY	MODEL	DESCRIPTION
STABILIZER, FRONT					
27 4WD - POWER RAM, RAIDER					
1	MB185 476	2			REPAIR PACKAGE, Stabilizer Link
	MB598 027	2			w/3.0L (Raider)
2					NUT, Self Locking, (Serv. in Pkg.)
3					CUP, Joint (Serv. in Pkg.)
4					BUSHING, Rubber (Serv. in Pkg.)
5					CUP, Joint (Serv. in Pkg.)
6	MB109 679	2			LINK, (Power Ram)
	MB109 712	2			(Raider)
	MB573 781	2			w/3.0L (Raider)
7	MB109 677	1			BAR, (Power Ram)
	MB176 435	1			(Raider)
	#MB176 438	1			w/3.0L (Raider)
8	MB109 682	2			BUSHING, (Power Ram)
	MB176 442	2			(Raider)
	#MB573 784	2			w/3.0L (Raider)
9	#MB109 558	2			BRACKET, (Power Ram)
	MB109 709	2			(Raider)
	#MB573 782	2			w/3.0L (Raider)
10	MF240 051	4			BOLT, (8x16) (Power Ram)
	MF100 053	2			(Raider)
	MF430 005	2			NUT, (16)(Raider)
11	MB185 477	2			REPAIR PACKAGE, Stabilizer Link
	MB598 097	2			w/3.0L (Raider)
12					WASHER, (Serv. in Pkg.)
13					WASHER, (Serv. in Pkg.)
14					BOLT, Flange (Serv. in Pkg.)
15	MB176 291	2			SHOCK ABSORBER, Front (Power Ram)
	MB303 366	2			(Raider)
16	MA410 532	4			BUSHING, Rubber
17	MF243 653	4			BOLT, (8x25)
18	MB109 665	4			COVER, Dust
19	MB109 663	1			TORSION BAR, Lt. (Power Ram)
	MB176 525	1			Lt. (Raider)
	MB109 664	1			Lt. w/3.0L (Raider)
	MB109 664	1			Rt. (Power Ram)
	MB176 526	1			Rt. (Raider)
	MB109 664	1			Rt. w/3.0L (Raider)
20	MF430 843	2			NUT, Jam (12)
21	#MT141 649	2			NUT
22	MB109 674	2			SEAT, (B)
23	#MB430 757	1			ARM, Anchor, Lt. (Power Ram)
	MB573 744	1			Lt. (Raider)
	#MB430 758	1			Rt. (Power Ram)
	MB573 745	1			Rt. (Raider)
24	MB109 673	2			SEAT, (A)
25	MB303 360	2			BOLT
26	MB176 444	1			PROTECTOR, Heat (Raider)
	MB518 821	1			(Power Ram)
27	MS240 142	1			BOLT, (Raider)

<b>ENGINE:</b>		<b>TRANS:</b>	
Blank=All	P=1800 cc	Blank=All	A=Automatic
Q=1500 cc	K=1600 cc (w/o Balance Shaft)		M=All Manual
	W=2600 cc (Truck)		8=4 x 2 Manual
<b>SERIES:</b>		<b>MODELS:</b>	
H=High		24 FWD=2-Dr Hatchback (Colt LA=Colt 100/Eagle Vista)	24 RWD=2-Dr Hatchback (Conquest)
L=Low	E=Economy	41 FWD=4-Dr Sedan (Colt LA=Colt 100/Eagle Vista)	24 FWD=2-Dr Hatchback (Colt LC/Colt 200)
M=Medium	P=Premium	45 FWD-4WD=Sta.Wgn. (Colt LA)	41 FWD=4-Dr Sedan (Colt Summit LC/Colt 200)
		H41 FWD=4-Dr Sedan (2000 GTX)	45 FWD-4WD=Sta.Wgn. (Vista)
		27 RWD-4WD=Pickup(Ram 50,Pwr.Ram 50)	27 4WD=Sport Utility (Raider)
NOTE: Colt LA 24-41 models and H41 2000 GTX "are Canada only"			

AR=Use as Required # =New Part Number --=Non Illustrated Part P.A.R.=Paint as Required

NOVEMBER, 1989

# 1989 IMPORT PARTS CATALOG

Figure 2-1600  
Illus. Page 2-42

FRONT SUSPENSION & DRIVE

ITEM	PART NUMBER	QTY	BODY	MODEL	DESCRIPTION
------	-------------	-----	------	-------	-------------

## STABILIZER, FRONT 27 4WD - POWER RAM, RAIDER

	#MF243 649	1			(Power Ram)
28	MB518 525	1			COVER, Heat (Raider)

<b>ENGINE:</b>		P=1800 cc	A=2000 cc	<b>TRANS:</b>	A=Automatic
Blank=All		K=1600 cc (w/o Balance Shaft)	F=2600 cc (Car)	Blank=All	M=All Manual
Q=1500 cc		W=2600 cc (Truck)	V=3000 cc		8=4 x 2 Manual
<b>SERIES:</b>	H=High	<b>MODELS:</b>		24 FWD=2-Dr Hatchback (Colt LA=Colt 100/Eagle Vista)	
L=Low	E=Economy	41 FWD=4-Dr Sedan (Colt LA=Colt 100/Eagle Vista)		24 RWD=2-Dr Hatchback (Conquest)	
M=Medium	P=Premium	45 FWD=4WD=Sta.Wgn. (Colt LA)		24 FWD=2-Dr Hatchback (Colt LC/Colt 200)	
		H41 FWD=4-Dr Sedan (2000 GTX)		41 FWD=4-Dr Sedan (Colt Summit LC/Colt 200)	
		27 RWD=4WD=Pickup(Ram 50,Pwr.Ram 50)		45 FWD=4WD=Sta.Wgn. (Vista)	
		NOTE: Colt LA 24-41 models and H41 2000 GTX "are Canada only"		27 4WD=Sport Utility (Raider)	

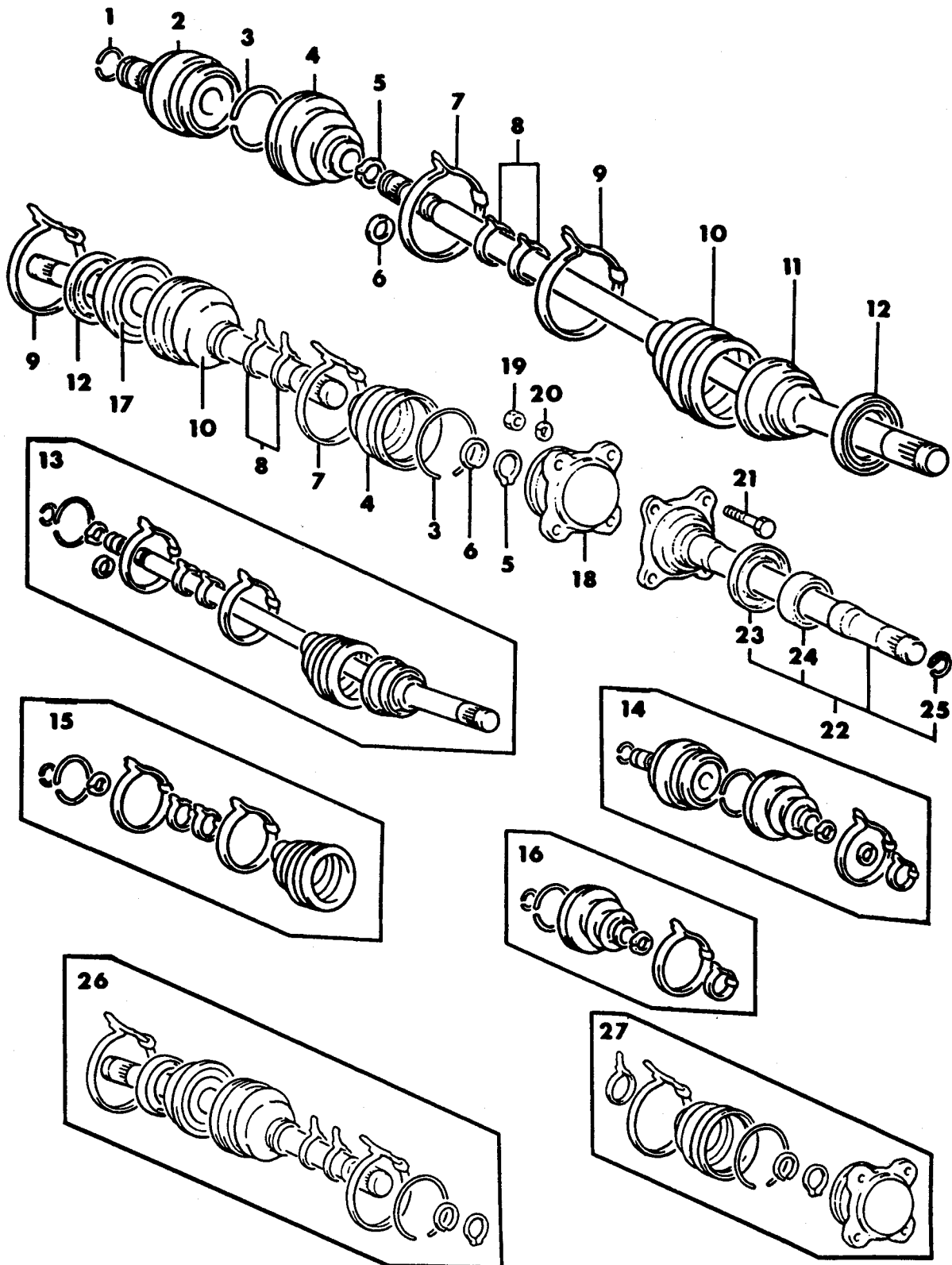
AR=Use as Required # =New Part Number — =Non Illustrated Part P.A.R.=Paint as Required

NOVEMBER, 1989



AXLE SHAFTS, FRONT  
27 4WD - POWER RAM, RAIDER

9702 2600



# 1989 IMPORT PARTS CATALOG

Figure 2-2600

Illus. Page 2-65

## FRONT SUSPENSION & DRIVE

ITEM	PART NUMBER	QTY	BODY	MODEL	DESCRIPTION
AXLE SHAFTS, FRONT					
27 4WD - POWER RAM, RAIDER					
1	MB160 387	1			CIRCLIP
	MB526 189	1			w/3.0L (Raider)
2					JOINT, Double Offset (Serv. in Pkg.)
3					CIRCLIP, (Serv. in Pkg.)
4					BOOT, Double Offset Joint (Serv. in Pkg.)
5					SNAP RING, (Serv. in Pkg.)
6					CIRCLIP, (Serv. in Pkg.)
7					BAND, Boot (Serv. in Pkg.)
8					BAND, Boot (Serv. in Pkg.)
9					BAND, Boot (Serv. in Pkg.)
10					BOOT, (Serv. in Pkg.)
11					SHAFT and JOINT, (BJ) (Serv. in Pkg.)
12					COVER, Dust (Serv. in Pkg.)
13	MB526 270	1			SHAFT PACKAGE, Drive, Lt.
	MB620 325	1			w/3.0L w/Man. Trans (Raider)
14	MB526 146	1			JOINT PACKAGE, Double Offset, Lt.
	MB526 327	1			w/3.0L w/Man. Trans (Raider)
	MB526 273	1			w/3.0L w/Auto Trans (Raider)
15	#MB526 276	2			REPAIR PACKAGE, Boot Inner (BJ)
	MB620 330	2			w/3.0L w/Man. Trans (Raider)
	MB297 759	1			PROTECTOR, Boot (BJ)
	MB526 397	1			w/3.0L w/Man. Trans (Raider)
	MB526 538	2			BAND, Boot Protector (BJ)
	MB526 398	2			w/3.0L w/Man. Trans (Raider)
16	#MB526 274	2			REPAIR PACKAGE, Boot Outer (DOJ)
	MB620 329	2			w/3.0L w/Man. Trans (Raider)
17					DRIVE SHAFT, Birfield Joint (Serv. in Pkg.)
18					JOINT, Double Offset (Serv. in Pkg.)
19	MF430 122	4			NUT, (10)
20	MF450 406	4			WASHER, Spring (10)
	#MS450 043	4			w/3.0L w/Man. Trans (Raider)
21	MB160 664	4			BOLT
22	MB393 912	1			SHAFT, Inner
	MB393 868	1			w/3.0L w/Auto Trans (Raider)
	MB393 963	1			w/3.0L w/Man. Trans (Raider)
23	MB160 948	1			COVER, Dust
24	MB160 662	1			BEARING
25	#MB393 911	1			CLIP
	MB393 884	1			w/3.0L (Raider)
26	#MB526 271	1			SHAFT PACKAGE, Drive, Rt.
	MB620 326	1			w/3.0L w/Man. Trans (Raider)
27	MB526 147	1			JOINT PACKAGE, Double Offset, Rt.
	MB620 328	1			w/3.0L w/Man. Trans (Raider)

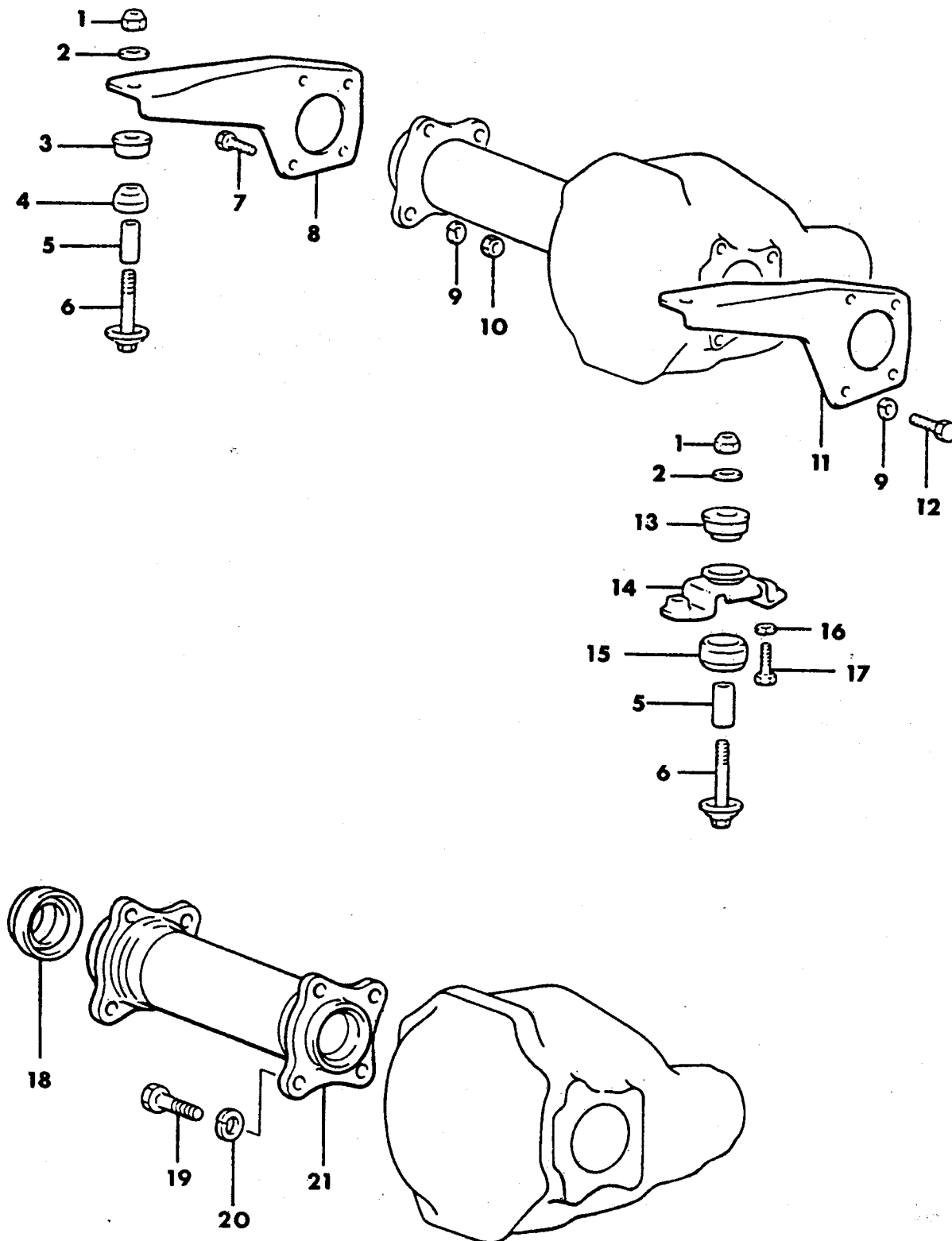
<b>ENGINE:</b>		P=1800 cc	A=2000 cc	<b>TRANS:</b>		A=Automatic
Blank=All		K=1600 cc (w/o Balance Shaft)	F=2600 cc (Car)	Blank=All		M=All Manual
Q=1500 cc		W=2600 cc (Truck)	V=3000 cc			8=4 x 2 Manual
<b>SERIES:</b>		H=High	<b>MODELS:</b>		24 FWD=2-Dr Hatchback (Colt LA=Colt 100/Eagle Vista)	24 RWD=2-Dr Hatchback (Conquest)
L=Low		E=Economy	41 FWD=4-Dr Sedan (Colt LA=Colt 100/Eagle Vista)			24 FWD=2-Dr Hatchback (Colt LC/Colt 200)
M=Medium		P=Premium	45 FWD=4WD=Sta.Wgn. (Colt LA)			41 FWD=4-Dr Sedan (Colt Summit LC/Colt 200)
			H41 FWD=4-Dr Sedan (2000 GTX)			45 FWD=4WD=Sta.Wgn. (Vista)
			27 RWD=4WD=Pickup(Ram 50,Pwr.Ram 50)			27 4WD=Sport Utility (Raider)
NOTE: Colt LA 24-41 models and H41 2000 GTX "are Canada only"						

AR=Use as Required # =New Part Number --Non Illustrated Part P.A.R.=Paint as Required

NOVEMBER, 1989

9702 2800

MOUNTS & AXLE HSG., FRONT DIFFERENTIAL  
27 4WD - POWER RAM, RAIDER





# 1989 IMPORT PARTS CATALOG

Figure 2-2800  
Illus. Page 2-69

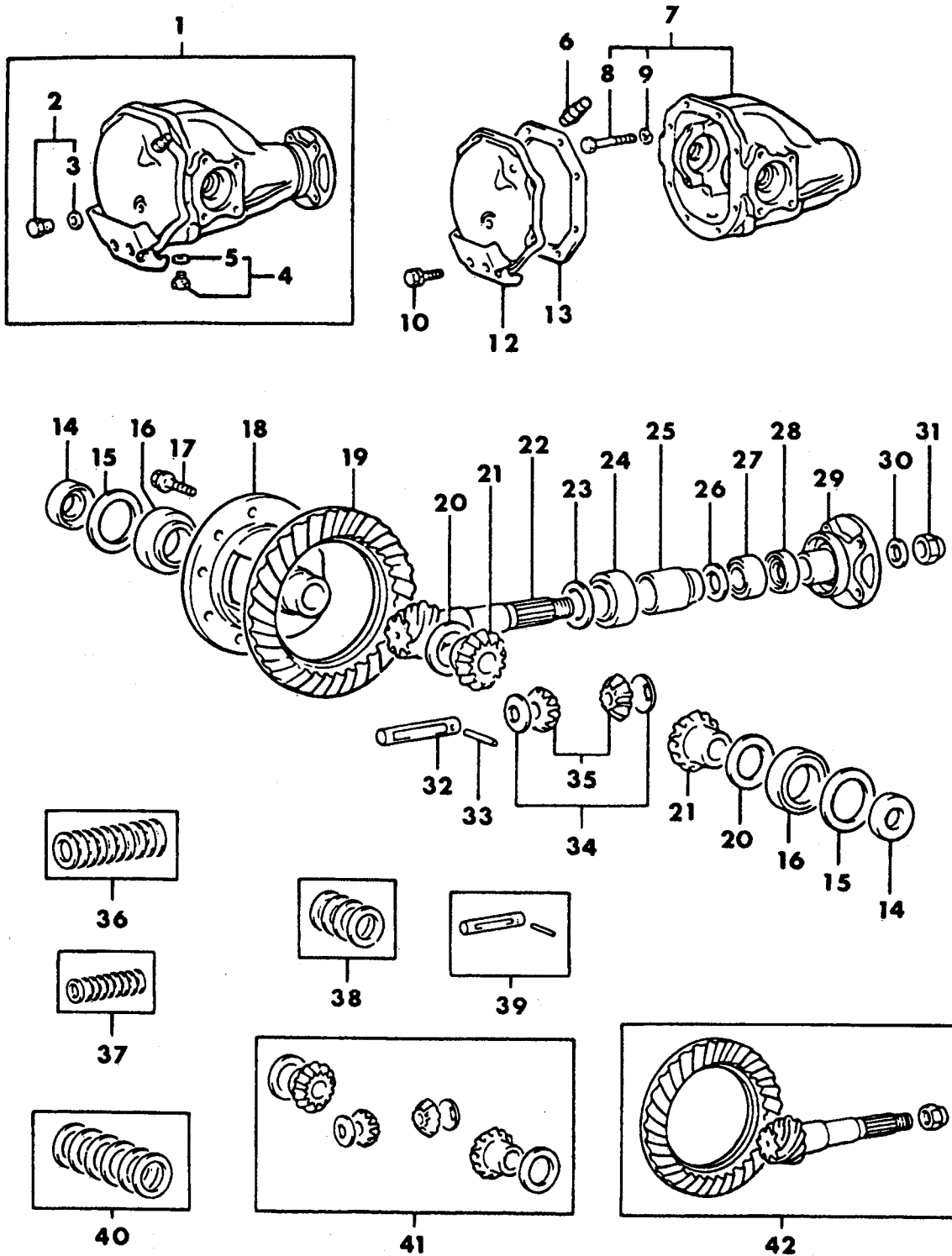
## FRONT SUSPENSION & DRIVE

ITEM	PART NUMBER	QTY	BODY	MODEL	DESCRIPTION
MOUNTS & AXLE HSG.,FRONT DIFFERENTIAL					
27 4WD - POWER RAM, RAIDER					
1	MF445 283	3			NUT, Locking,(12)
2	MB160 708	3			WASHER
3	MB430 773	2			MOUNT, Rubber (Power Ram)
	MB160 717	2			(Raider)
4	MB430 775	2			MOUNT, Rubber (Power Ram)
	MB160 750	2			(Raider)
5	MB160 709	3			SPACER
6	MB160 714	3			PIN
7	MB160 985	4			BOLT
8	MB160 681	1			BRACKET, Diff. Mtg., Rt.
9	MS450 044	8			WASHER, Spring (12)
10	#MF430 123	4			NUT, (12)
11	MB160 680	1			BRACKET, Diff. Mtg., Lt.
12	MB160 708	4			BOLT
13	MB430 776	1			MOUNT, Rubber (Power Ram)
	MB160 751	1			(Raider)
14	MB160 693	1			BRACKET
15	MB430 777	1			MOUNT, Rubber (Power Ram)
	MB160 754	1			(Raider)
16	MF450 406	2			WASHER, Spring (10)
17	#MF104 885	2			BOLT, (10x25)
18	MB160 946	1			SEAL, Dust
19	MB160 985	4			BOLT
20	MS450 044	4			WASHER, Spring (12)
21	MB160 945	1			TUBE, Housing

<b>ENGINE:</b>		P=1800 cc	A=2000 cc	<b>TRANS:</b>	A=Automatic
Blank=All		K=1600 cc (w/o Balance Shaft)	F=2600 cc (Car)	Blank=All	M=All Manual
Q=1500 cc		W=2600 cc (Truck)	V=3000 cc		8=4 x 2 Manual
<b>SERIES:</b>		H=High	<b>MODELS:</b>		
L=Low		E=Economy	24 FWD=2-Dr Hatchback (Colt LA=Colt 100/Eagle Vista)		
M=Medium		P=Premium	41 FWD=4-Dr Sedan (Colt LA=Colt 100/Eagle Vista)		
			45 FWD-4WD=Sta.Wgn. (Colt LA)		
			H41 FWD=4-Dr Sedan (2000 GTX)		
			27 RWD-4WD=Pickup(Ram 50,Pwr.Ram 50)		
			NOTE: Colt LA 24-41 models and H41 2000 GTX "are Canada only"		
			24 RWD=2-Dr Hatchback (Conquest)		
			24 FWD=2-Dr Hatchback (Colt LC/Colt 200)		
			41 FWD=4-Dr Sedan (Colt Summit LC/Colt 200)		
			45 FWD-4WD=Sta.Wgn. (Vista)		
			27 4WD=Sport Utility (Raider)		

9702 2900

DIFFERENTIAL, FRONT  
27 4WD - POWER RAM, RAIDER



# 1989 IMPORT PARTS CATALOG

Figure 2-2900  
Illus. Page 2-71

## FRONT SUSPENSION & DRIVE

ITEM	PART NUMBER	QTY	BODY	MODEL	DESCRIPTION
DIFFERENTIAL, FRONT					
27 4WD - POWER RAM, RAIDER					
1		1			CARRIER ASSEMBLY, Differential
	MB527 141	1			(Power Ram) (4.222)
	MB598 136	1			(Raider) (4.625) w/2.6L Eng.
	MB598 091	1			(Raider) (4.625) w/3.0L Eng.
2	MB001 261	1			PLUG, Filler
3	MF660 066	1			GASKET, (16)
4	MB001 265	1			PLUG, Magnet
5	MB001 294	1			GASKET
6	MB160 950	1			PLUG
7	MB393 291	1			HOUSING, Carrier (Power Ram)
	MB569 418	1			(Raider) w/2.6L Eng.
	MB569 408	1			(Raider) w/3.0L Eng.
8	#MB092 060	4			BOLT, Cap
9	MF450 407	4			WASHER, Spring (12)
10	MF241 250	8			BOLT, w/WASHER (8x14)
12	MB393 735	1			COVER
	MB569 142	1			w/3.0L (Raider)
13	MB160 579	1			GASKET
14	MB290 013	2			SEAL, Oil
	MB393 883	2			w/3.0L (Raider)
15					SPACER, Side Bearing (Serv. in Pkg.)
					(T=2.85)
					(T=2.90)
					(T=2.95)
					(T=3.00)
					(T=3.05)
					(T=3.10)
					(T=3.15)
					(T=3.20)
					(T=3.25)
					(T=3.30)
					(T=3.35)
					(T=3.40)
					(T=3.45)
16	#MB092 348	2			BEARING, Diff. Side
17	MB092 221	10			BOLT
18	#MB393 001	1			CASE, Differential
	MB393 983	1			w/3.0L (Raider)
19					GEAR, Drive (Serv. in Kit)
20					SPACER, Side Gear (Serv. in Pkg.)
					(T=1.2)
					(T=1.3)
					(T=0.9)
					(T=1.0)
					(T=1.1)
21					GEAR, Diff. Side (Serv. in Pkg.)
22					PINION, Drive (Serv. in Pkg.)
23					SHIM, Diff. Rear Bearing (Serv. in Pkg.)
					(T=1.38)

<b>ENGINE:</b>	P=1800 cc	A=2000 cc	<b>TRANS:</b>	A=Automatic
Blank=All	K=1600 cc (w/o Balance Shaft)	F=2600 cc (Car)	Blank=All	M=All Manual
Q=1500 cc	W=2600 cc (Truck)	V=3000 cc		8=4 x 2 Manual
<b>SERIES:</b>	H=High	<b>MODELS:</b>	24 FWD=2-Dr Hatchback (Colt LA=Colt 100/Eagle Vista)	24 RWD=2-Dr Hatchback (Conquest)
L=Low	E=Economy		41 FWD=4-Dr Sedan (Colt LA=Colt 100/Eagle Vista)	24 FWD=2-Dr Hatchback (Colt LC/Colt 200)
M=Medium	P=Premium		45 FWD-4WD=Sta.Wgn. (Colt LA)	41 FWD=4-Dr Sedan (Colt Summit LC/Colt 200)
			H41 FWD=4-Dr Sedan (2000 GTX)	45 FWD-4WD=Sta.Wgn. (Vista)
			27 RWD-4WD=Pickup(Ram 50,Pwr.Ram 50)	27 4WD=Sport Utility (Raider)
			NOTE: Colt LA 24-41 models and H41 2000 GTX "are Canada only"	

# 1989 IMPORT PARTS CATALOG

Figure 2-2900  
Illus. Page 2-72

FRONT SUSPENSION & DRIVE

ITEM	PART NUMBER	QTY	BODY	MODEL	DESCRIPTION
DIFFERENTIAL, FRONT					
27 4WD - POWER RAM, RAIDER					
					(T=1.41)
					(T=1.44)
					(T=1.47)
					(T=1.50)
					(T=1.53)
					(T=1.56)
					(T=1.59)
					(T=1.62)
					(T=1.65)
					(T=0.30)
24	MB290 960	1			BEARING, Drive Pinion, Rear
25	MB092 143	1			SPACER, Pinion Bearing (L=46.67)
	MB092 144	1			(L=47.01)
	MB569 368	1			(L=56.67) w/3.0L (Raider)
	#MB092 347	1			(L=57.01) w/3.0L (Raider)
26					SHIM, Diff. Frt. Brg. (Serv. in Pkg.)
					(T=0.30)
					(T=2.00)
					(T=2.03)
					(T=2.06)
					(T=2.09)
					(T=2.12)
					(T=2.15)
					(T=2.18)
					(T=2.21)
					(T=2.24)
					(T=2.27)
					(T=2.30)
					(T=2.33)
27	MB290 962	1			BEARING, Drive Pinion, Front
	MB290 961	1			w/3.0L (Raider)
28	MB160 578	1			SEAL, Oil
	MT203 648	1			w/3.0L (Raider)
29	MB393 646	1			FLANGE, Companion
	MB393 893	1			w/2.6L (Raider)
	MB569 366	1			w/3.0L (Raider)
30	MT203 641	1			WASHER, Diff. Yoke End
	#MB092 180	1			w/3.0L (Raider)
31	MA143 517	1			NUT, Lock
	#MB092 179	1			w/3.0L (Raider)
32					SHAFT, Pinion (Serv. in Pkg.)
33	MT202 137	1			PIN, Lock
	#MB092 389	1			w/3.0L (Raider)
34	#MB290 268	2			WASHER
	#MJ645 790	2			w/3.0L (Raider)
35					PINION, Differential (Serv. in Pkg.)
36	MB185 351	1			SHIM PACKAGE, Drive Pinion Rear
37	MB569 391	1			SHIM PACKAGE, Drive Pinion Front
38	MB185 519	2			SPACER PACKAGE, Differential Gear

<b>ENGINE:</b>		P=1800 cc	A=2000 cc	<b>TRANS:</b>	A=Automatic
Blank=All		K=1600 cc (w/o Balance Shaft)	F=2600 cc (Car)	Blank=All	M=All Manual
Q=1500 cc		W=2600 cc (Truck)	V=3000 cc		8=4 x 2 Manual
<b>SERIES:</b>	H=High	<b>MODELS:</b>	24 FWD=2-Dr Hatchback (Colt LA=Colt 100/Eagle Vista)		24 RWD=2-Dr Hatchback (Conquest)
L=Low	E=Economy		41 FWD=4-Dr Sedan (Colt LA=Colt 100/Eagle Vista)		24 FWD=2-Dr Hatchback (Colt LC/Colt 200)
M=Medium	P=Premium		45 FWD=4WD=Sta.Wgn. (Colt LA)		41 FWD=4-Dr Sedan (Colt Summit LC/Colt 200)
			H41 FWD=4-Dr Sedan (2000 GTX)		45 FWD=4WD=Sta.Wgn. (Vista)
			27 RWD=4WD=Pickup(Ram 50,Pwr.Ram 50)		27 4WD=Sport Utility (Raider)
			NOTE: Colt LA 24-41 models and H41 2000 GTX "are Canada only"		

AR=Use as Required # =New Part Number - =Non Illustrated Part P.A.R.=Paint as Required

NOVEMBER, 1989

# 1989 IMPORT PARTS CATALOG

Figure 2-2900  
Illus. Page 2-73

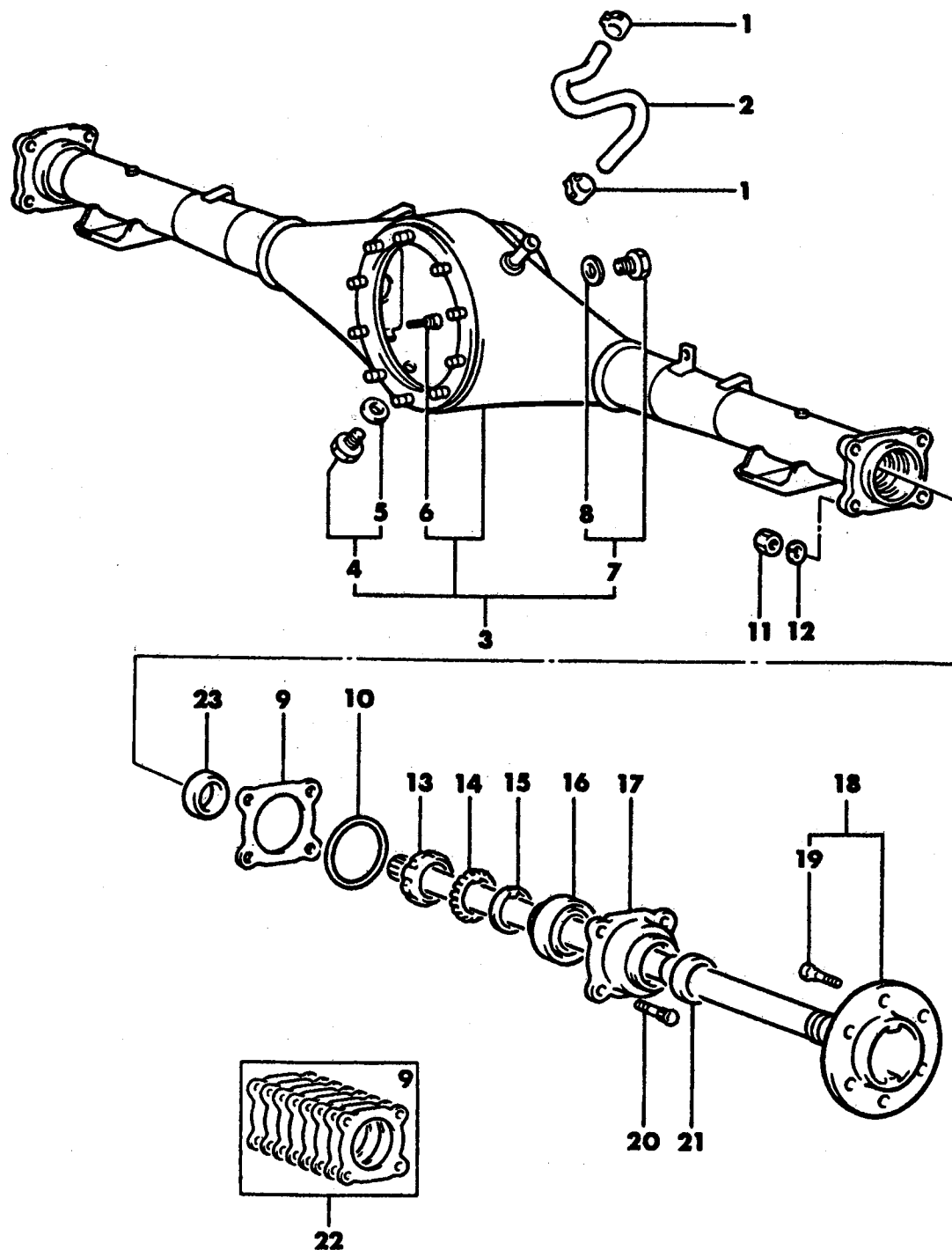
## FRONT SUSPENSION & DRIVE

ITEM	PART NUMBER	QTY	BODY	MODEL	DESCRIPTION
DIFFERENTIAL, FRONT					
27 4WD - POWER RAM, RAIDER					
	MB241 925	2			w/3.0L (Raider)
39	MB241 909	1			SHAFT PACKAGE, Pinion
	MB283 660	1			w/3.0L (Raider)
40	MB185 375	2			SPACER PACKAGE, Side Bearing
41	MB241 970	1			GEAR SET, Differential
	MB527 945	1			w/3.0L (Raider)
42					GEAR SET, Final Drive
	MB283 135	1			(4.222) (Power Ram)
	#MB185 464	1			(4.625) (Raider) w/2.6L Eng.
	#MB185 463	1			(4.625) (Raider) w/3.0L Eng.

<b>ENGINE:</b>	P=1800 cc	A=2000 cc	<b>TRANS:</b>	A=Automatic
Blank=All	K=1600 cc (w/o Balance Shaft)	F=2600 cc (Car)	Blank=All	M=All Manual
Q=1500 cc	W=2600 cc (Truck)	V=3000 cc		8=4 x 2 Manual
<b>SERIES:</b>	H=High	<b>MODELS:</b>		24 FWD=2-Dr Hatchback (Colt LA=Colt 100/Eagle Vista)
L=Low	E=Economy	41 FWD=4-Dr Sedan (Colt LA=Colt 100/Eagle Vista)		24 RWD=2-Dr Hatchback (Colt LC/Colt 200)
M=Medium	P=Premium	45 FWD-4WD=Sta.Wgn. (Colt LA)		41 FWD=4-Dr Sedan (Colt Summit LC/Colt 200)
		H41 FWD=4-Dr Sedan (2000 GTX)		45 FWD-4WD=Sta.Wgn. (Vista)
		27 RWD-4WD=Pickup(Ram 50,Pwr.Ram 50)		27 4WD=Sport Utility (Raider)
		NOTE: Colt LA 24-41 models and H41 2000 GTX "are Canada only"		

AXLE, REAR HOUSING AND SHAFT  
27 4WD - RAIDER

9703 600



# 1989 IMPORT PARTS CATALOG

Figure 3-600  
Illus. Page 3-13

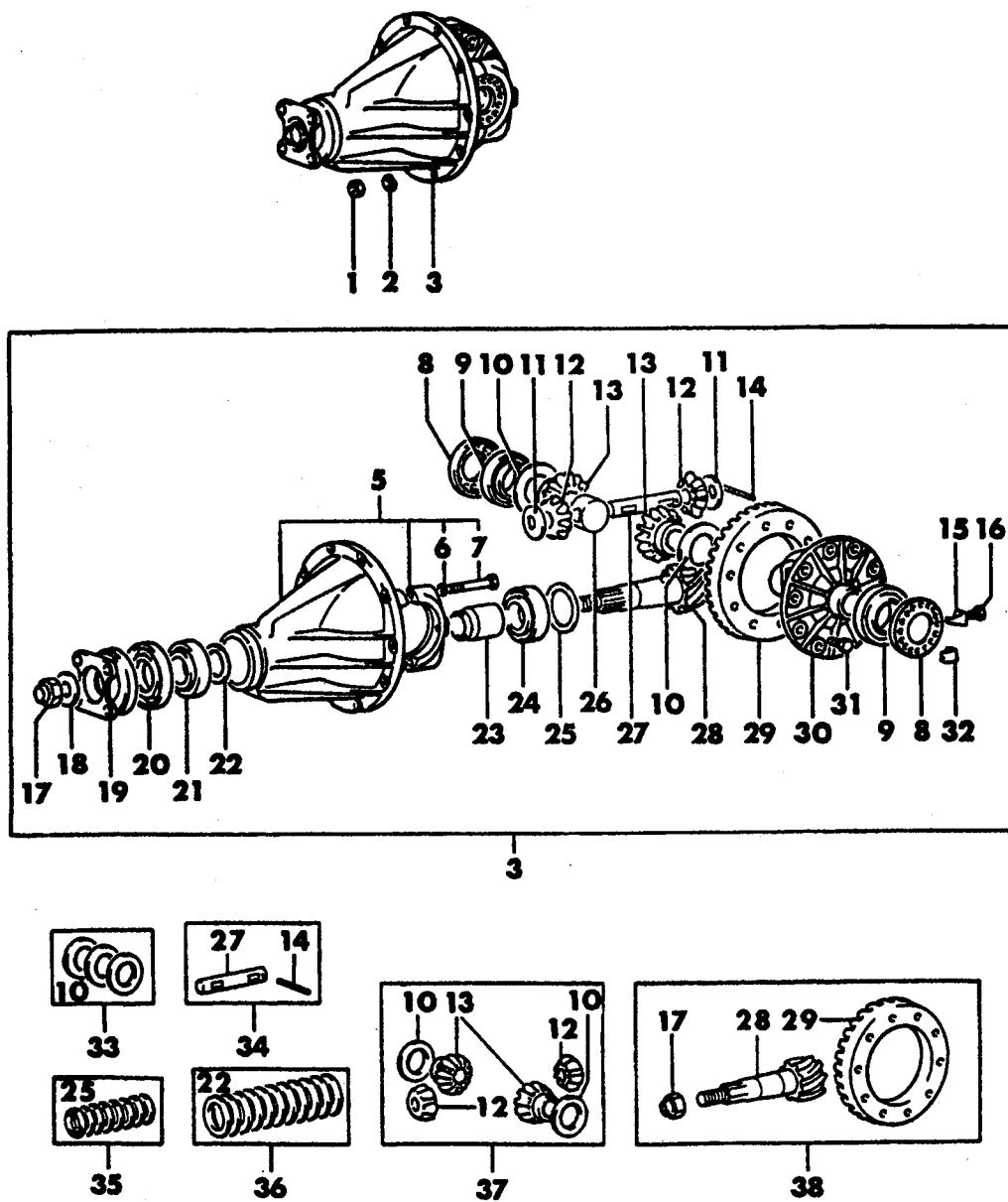
## REAR AXLE

ITEM	PART NUMBER	QTY	BODY	MODEL	DESCRIPTION
AXLE, REAR HOUSING AND SHAFT 27 4WD - RAIDER					
1	MS660 163	2			CLIP, Hose (11.6)
2					HOSE, Fuel (6 X 370) (Serviced in Roll L=10000)
	MS642 599	1			2600 Engine
	MB569 489	1			V-6 Engine
3					HOUSING ASSEMBLY, Rear Axle
	MB241 964	1			2600 Engine
	MB598 089	1			V-6 Engine
4	MB569 390	1			PLUG ASSEMBLY, Magnet
5	MB001 294	1			PACKING
6					BOLT, Housing to Differential Carrier
	MB092 376	10			2600 Engine
	MB393 617	10			V-6 Engine
7	MB001 261	1			PLUG ASSEMBLY, Filler
8	MF660 066	1			GASKET (16)
9					SHIM (Serviced in Item #22)
					SHIM (T=0.05)
					SHIM (T=0.10)
					SHIM (T=0.20)
					SHIM (T=0.30)
					SHIM (T=0.50)
					SHIM (T=1.00)
					SHIM (T=1.50)
					SHIM (T=2.00)
					SHIM (T=0.40)
10	MB092 440	2			O-RING
11	MF430 152	8			NUT (10)
12	MF450 406	8			WASHER, Spring (10)
13	MB092 439	2			NUT, Lock
14	MB092 433	2			WASHER, Lock
15	MB092 438	2			WASHER
16	MB092 432	2			BEARING
17	MB393 419	2			CASE, Bearing
18					SHAFT ASSEMBLY, Rear Axle
	MB393 852	2			2600 Engine
	MB393 851	2			V-6 Engine
19	MB584 750	12			BOLT, Hub
20	MB092 443	8			BOLT, Bearing Case
21	MB092 437	2			OIL SEAL
22	MB185 319	2			SHIM SET, Rear Axle Shaft
23	MB092 288	2			OIL SEAL

<b>ENGINE:</b>	P=1800 cc	A=2000 cc	<b>TRANS:</b>	A=Automatic
Blank=All	K=1600 cc (w/o Balance Shaft)	F=2600 cc (Car)	Blank=All	M=All Manual
Q=1500 cc	W=2600 cc (Truck)	V=3000 cc		8=4 x 2 Manual
<b>SERIES:</b>	H=High	<b>MODELS:</b>	24 FWD=2-Dr Hatchback (Colt LA=Colt 100/Eagle Vista)	24 FWD=2-Dr Hatchback (Conquest)
L=Low	E=Economy		41 FWD=4-Dr Sedan (Colt LA=Colt 100/Eagle Vista)	24 FWD=2-Dr Hatchback (Colt LC/Colt 200)
M=Medium	P=Premium		45 FWD=4WD=Sta.Wgn. (Colt LA)	41 FWD=4-Dr Sedan (Colt Summit LC/Colt 200)
			H41 FWD=4-Dr Sedan (2000 GTX)	45 FWD=4WD=Sta.Wgn. (Vista)
			27 RWD=4WD=Pickup(Ram 50,Pwr.Ram 50)	27 4WD=Sport Utility (Raider)
			NOTE: Colt LA 24-41 models and H41 2000 GTX "are Canada only"	

DIFFERENTIAL, W/O LIMITED SLIP  
 27 4WD - RAIDER

9703 1400





## REAR AXLE

ITEM	PART NUMBER	QTY	BODY	MODEL	DESCRIPTION
DIFFERENTIAL, W/O LIMITED SLIP 27 4WD - RAIDER					
1					NUT
	MF430 151	10			2600 Engine
	MF430 152	10			V-6 Engine
2					WASHER, Spring
	MS450 042	10			2600 Engine
	MS450 043	10			V-6 Engine
3					CARRIER ASSEMBLY, Differential
	MB393 306	1			2600 Engine
	MB393 571	1			V-6 Engine
5					CARRIER, Differential
	MB393 741	1			2600 Engine
	MB393 580	1			V-6 Engine
6	MF450 407	4			WASHER, Spring (12)
7	MB092 060	4			BOLT, Cap
8	MT203 625	2			NUT, Side Bearing
9	MB092 348	2			BEARING, Differential Side
10					SPACER, Gear Thrust (0.63-0.72) (Served In Item #33 & Item #37)
					SPACER, Gear Thrust (0.53-0.62)
					SPACER, Gear Thrust (0.73-0.80)
					SPACER, Gear Thrust (T=0.85)
					SPACER, Gear Thrust (T=0.90)
					SPACER, Gear Thrust (T=0.95)
					SPACER, Gear Thrust (T=1.00)
					SPACER, Gear Thrust (T=1.05)
					SPACER, Gear Thrust (T=1.10)
11					WASHER, Thrust
	MJ645 790	2			2600 Engine
	MB393 586	2			V-6 Engine
12		2			PINION, Differential (Served In Item #37)
13		2			GEAR, Differential (Served In Item #37)
14	MB092 389	1			PIN, Lock (6 x 63)
15	MB092 153	2			PLATE, (A) Lock
16	MF140 221				BOLT, Washer Assembled (8X14)
17	MB092 179	1			NUT, Lock
18	MB092 180	1			WASHER
19					FLANGE, Companion
	MB569 366	1			2600 Engine
	MB569 373	1			V-6 Engine
20	MB160 949	1			OIL SEAL
21	MB393 471	1			BEARING, Drive Pinion, Front
22					SHIM, Diff. Front Brg. (T=0.30) (Served In Item #36)
					SHIM, Diff. Front Brg. (T=2.00)
					SHIM, Diff. Front Brg. (T=2.03)
					SHIM, Diff. Front Brg. (T=2.06)
					SHIM, Diff. Front Brg. (T=2.09)
					SHIM, Diff. Front Brg. (T=2.12)
					SHIM, Diff. Front Brg. (T=2.15)
					SHIM, Diff. Front Brg. (T=2.18)
<b>ENGINE:</b> P=1800 cc A=2000 cc TRANS: A=Automatic Blank=All K=1600 cc (w/o Balance Shaft) F=2600 cc (Car) M=All Manual Q=1500 cc W=2600 cc (Truck) V=3000 cc B=4 x 2 Manual					
<b>SERIES:</b> H=High <b>MODELS:</b> 24 FWD=2-Dr Hatchback (Colt LA=Colt 100/Eagle Vista) 24 RWD=2-Dr Hatchback (Conquest) L=Low E=Economy 41 FWD=4-Dr Sedan (Colt LA=Colt 100/Eagle Vista) 24 FWD=2-Dr Hatchback (Colt LC/Colt 200) M=Medium P=Premium 45 FWD-4WD=Sta.Wgn. (Colt LA) 41 FWD=4-Dr Sedan (Colt Summit LC/Colt 200) H41 FWD=4-Dr Sedan (2000 GTX) 45 FWD-4WD=Sta.Wgn. (Vista) 27 RWD-4WD=Pickup(Ram 50,Pwr.Ram 50) 27 4WD=Sport Utility (Raider)					
NOTE: Colt LA 24-41 models and H41 2000 GTX "are Canada only"					

# 1989 IMPORT PARTS CATALOG

Figure 3-1400  
 Illus. Page 3-42

REAR AXLE

ITEM	PART NUMBER	QTY	BODY	MODEL	DESCRIPTION	YTD	REAR AXLE
DIFFERENTIAL, W/O LIMITED SLIP 27.4WD - RAIDER							
					SHIM, Diff. Front Brg. (T=2.21)		
					SHIM, Diff. Front Brg. (T=2.24)		
					SHIM, Diff. Front Brg. (T=2.27)		
					SHIM, Diff. Front Brg. (T=2.30)		
					SHIM, Diff. Front Brg. (T=2.33)		
					SHIM, Diff. Front Brg. (T=2.36)		
					SHIM, Diff. Front Brg. (T=2.39)		
					SHIM, Diff. Front Brg. (T=2.42)		
23					SPACER, Pinion Bearing		
	MB569 368	1			L = 56.67		
	MB569 369	1			L = 57.01		
24					BEARING, Drive Pinion, Rear		
	MB393 470	1			2600 Engine		
	MB393 594	1			V-6 Engine		
25					SHIM, Diff. Rear Brg. (T=1.38) (Serviced In Item #35)		
					SHIM, Diff. Rear Brg. (T=1.41)		
					SHIM, Diff. Rear Brg. (T=1.44)		
					SHIM, Diff. Rear Brg. (T=1.47)		
					SHIM, Diff. Rear Brg. (T=1.50)		
					SHIM, Diff. Rear Brg. (T=1.53)		
					SHIM, Diff. Rear Brg. (T=1.56)		
					SHIM, Diff. Rear Brg. (T=1.59)		
					SHIM, Diff. Rear Brg. (T=1.62)		
					SHIM, Diff. Rear Brg. (T=1.65)		
					SHIM, Diff. Rear Brg. (T=0.30)		
26					BLOCK, Thrust		
	MB393 299	1			2600 Engine		
	MB393 593	1			V-6 Engine		
27					SHAFT, Pinion (Serviced In Item #34)		
28					PINION, Drive (Serviced In Item #38)		
29					GEAR, Drive (Serviced In Item #38)		
30					CASE, Differential		
	MB092 366	1			2600 Engine		
	MB393 583	1			V-6 Engine		
31	MB092 221	10			BOLT (10 x 23.5)		
32	MB092 154	2			PLATE, (B) Lock		
33					SPACER SET, Side Gear		
	MB241 925	2			2600 Engine		
	MB527 309	2			V-6 Engine		
34					SHAFT PACKAGE, Pinion		
	MB185 336	1			2600 Engine		
	MB527 250	1			V-6 Engine		
35	MB185 351	1			SHIM SET, Drive Pinion, Rear		
36	MB569 391	1			SHIM SET, Drive Pinion Front		
37					GEAR SET, Differential		
	MB241 941	1			2600 Engine		
					V-6 Engine		
	MB393 584	1			GEAR		
	MB393 585	1			PINION		

ENGINE: 1800 cc (w/o Balance Shaft) 2000 cc (w/o Balance Shaft) 2600 cc (w/o Balance Shaft) 3000 cc (w/o Balance Shaft)  
 Blank = All 1800 cc (w/o Balance Shaft) 2000 cc (w/o Balance Shaft) 2600 cc (w/o Balance Shaft) 3000 cc (w/o Balance Shaft)  
 Q=1500 cc (w/o Balance Shaft) W=2600 cc (Truck) 2000 cc (w/o Balance Shaft) 2600 cc (w/o Balance Shaft) 3000 cc (w/o Balance Shaft)

TRANS: A=Automatic M=Manual 4=4x2 Manual 5=5x2 Manual 6=6x2 Manual 7=7x2 Manual 8=8x2 Manual 9=9x2 Manual 10=10x2 Manual 11=11x2 Manual 12=12x2 Manual 13=13x2 Manual 14=14x2 Manual 15=15x2 Manual 16=16x2 Manual 17=17x2 Manual 18=18x2 Manual 19=19x2 Manual 20=20x2 Manual 21=21x2 Manual 22=22x2 Manual 23=23x2 Manual 24=24x2 Manual 25=25x2 Manual 26=26x2 Manual 27=27x2 Manual 28=28x2 Manual 29=29x2 Manual 30=30x2 Manual 31=31x2 Manual 32=32x2 Manual 33=33x2 Manual 34=34x2 Manual 35=35x2 Manual 36=36x2 Manual 37=37x2 Manual 38=38x2 Manual 39=39x2 Manual 40=40x2 Manual 41=41x2 Manual 42=42x2 Manual 43=43x2 Manual 44=44x2 Manual 45=45x2 Manual 46=46x2 Manual 47=47x2 Manual 48=48x2 Manual 49=49x2 Manual 50=50x2 Manual 51=51x2 Manual 52=52x2 Manual 53=53x2 Manual 54=54x2 Manual 55=55x2 Manual 56=56x2 Manual 57=57x2 Manual 58=58x2 Manual 59=59x2 Manual 60=60x2 Manual 61=61x2 Manual 62=62x2 Manual 63=63x2 Manual 64=64x2 Manual 65=65x2 Manual 66=66x2 Manual 67=67x2 Manual 68=68x2 Manual 69=69x2 Manual 70=70x2 Manual 71=71x2 Manual 72=72x2 Manual 73=73x2 Manual 74=74x2 Manual 75=75x2 Manual 76=76x2 Manual 77=77x2 Manual 78=78x2 Manual 79=79x2 Manual 80=80x2 Manual 81=81x2 Manual 82=82x2 Manual 83=83x2 Manual 84=84x2 Manual 85=85x2 Manual 86=86x2 Manual 87=87x2 Manual 88=88x2 Manual 89=89x2 Manual 90=90x2 Manual 91=91x2 Manual 92=92x2 Manual 93=93x2 Manual 94=94x2 Manual 95=95x2 Manual 96=96x2 Manual 97=97x2 Manual 98=98x2 Manual 99=99x2 Manual 100=100x2 Manual 101=101x2 Manual 102=102x2 Manual 103=103x2 Manual 104=104x2 Manual 105=105x2 Manual 106=106x2 Manual 107=107x2 Manual 108=108x2 Manual 109=109x2 Manual 110=110x2 Manual 111=111x2 Manual 112=112x2 Manual 113=113x2 Manual 114=114x2 Manual 115=115x2 Manual 116=116x2 Manual 117=117x2 Manual 118=118x2 Manual 119=119x2 Manual 120=120x2 Manual 121=121x2 Manual 122=122x2 Manual 123=123x2 Manual 124=124x2 Manual 125=125x2 Manual 126=126x2 Manual 127=127x2 Manual 128=128x2 Manual 129=129x2 Manual 130=130x2 Manual 131=131x2 Manual 132=132x2 Manual 133=133x2 Manual 134=134x2 Manual 135=135x2 Manual 136=136x2 Manual 137=137x2 Manual 138=138x2 Manual 139=139x2 Manual 140=140x2 Manual 141=141x2 Manual 142=142x2 Manual 143=143x2 Manual 144=144x2 Manual 145=145x2 Manual 146=146x2 Manual 147=147x2 Manual 148=148x2 Manual 149=149x2 Manual 150=150x2 Manual 151=151x2 Manual 152=152x2 Manual 153=153x2 Manual 154=154x2 Manual 155=155x2 Manual 156=156x2 Manual 157=157x2 Manual 158=158x2 Manual 159=159x2 Manual 160=160x2 Manual 161=161x2 Manual 162=162x2 Manual 163=163x2 Manual 164=164x2 Manual 165=165x2 Manual 166=166x2 Manual 167=167x2 Manual 168=168x2 Manual 169=169x2 Manual 170=170x2 Manual 171=171x2 Manual 172=172x2 Manual 173=173x2 Manual 174=174x2 Manual 175=175x2 Manual 176=176x2 Manual 177=177x2 Manual 178=178x2 Manual 179=179x2 Manual 180=180x2 Manual 181=181x2 Manual 182=182x2 Manual 183=183x2 Manual 184=184x2 Manual 185=185x2 Manual 186=186x2 Manual 187=187x2 Manual 188=188x2 Manual 189=189x2 Manual 190=190x2 Manual 191=191x2 Manual 192=192x2 Manual 193=193x2 Manual 194=194x2 Manual 195=195x2 Manual 196=196x2 Manual 197=197x2 Manual 198=198x2 Manual 199=199x2 Manual 200=200x2 Manual 201=201x2 Manual 202=202x2 Manual 203=203x2 Manual 204=204x2 Manual 205=205x2 Manual 206=206x2 Manual 207=207x2 Manual 208=208x2 Manual 209=209x2 Manual 210=210x2 Manual 211=211x2 Manual 212=212x2 Manual 213=213x2 Manual 214=214x2 Manual 215=215x2 Manual 216=216x2 Manual 217=217x2 Manual 218=218x2 Manual 219=219x2 Manual 220=220x2 Manual 221=221x2 Manual 222=222x2 Manual 223=223x2 Manual 224=224x2 Manual 225=225x2 Manual 226=226x2 Manual 227=227x2 Manual 228=228x2 Manual 229=229x2 Manual 230=230x2 Manual 231=231x2 Manual 232=232x2 Manual 233=233x2 Manual 234=234x2 Manual 235=235x2 Manual 236=236x2 Manual 237=237x2 Manual 238=238x2 Manual 239=239x2 Manual 240=240x2 Manual 241=241x2 Manual 242=242x2 Manual 243=243x2 Manual 244=244x2 Manual 245=245x2 Manual 246=246x2 Manual 247=247x2 Manual 248=248x2 Manual 249=249x2 Manual 250=250x2 Manual 251=251x2 Manual 252=252x2 Manual 253=253x2 Manual 254=254x2 Manual 255=255x2 Manual 256=256x2 Manual 257=257x2 Manual 258=258x2 Manual 259=259x2 Manual 260=260x2 Manual 261=261x2 Manual 262=262x2 Manual 263=263x2 Manual 264=264x2 Manual 265=265x2 Manual 266=266x2 Manual 267=267x2 Manual 268=268x2 Manual 269=269x2 Manual 270=270x2 Manual 271=271x2 Manual 272=272x2 Manual 273=273x2 Manual 274=274x2 Manual 275=275x2 Manual 276=276x2 Manual 277=277x2 Manual 278=278x2 Manual 279=279x2 Manual 280=280x2 Manual 281=281x2 Manual 282=282x2 Manual 283=283x2 Manual 284=284x2 Manual 285=285x2 Manual 286=286x2 Manual 287=287x2 Manual 288=288x2 Manual 289=289x2 Manual 290=290x2 Manual 291=291x2 Manual 292=292x2 Manual 293=293x2 Manual 294=294x2 Manual 295=295x2 Manual 296=296x2 Manual 297=297x2 Manual 298=298x2 Manual 299=299x2 Manual 300=300x2 Manual 301=301x2 Manual 302=302x2 Manual 303=303x2 Manual 304=304x2 Manual 305=305x2 Manual 306=306x2 Manual 307=307x2 Manual 308=308x2 Manual 309=309x2 Manual 310=310x2 Manual 311=311x2 Manual 312=312x2 Manual 313=313x2 Manual 314=314x2 Manual 315=315x2 Manual 316=316x2 Manual 317=317x2 Manual 318=318x2 Manual 319=319x2 Manual 320=320x2 Manual 321=321x2 Manual 322=322x2 Manual 323=323x2 Manual 324=324x2 Manual 325=325x2 Manual 326=326x2 Manual 327=327x2 Manual 328=328x2 Manual 329=329x2 Manual 330=330x2 Manual 331=331x2 Manual 332=332x2 Manual 333=333x2 Manual 334=334x2 Manual 335=335x2 Manual 336=336x2 Manual 337=337x2 Manual 338=338x2 Manual 339=339x2 Manual 340=340x2 Manual 341=341x2 Manual 342=342x2 Manual 343=343x2 Manual 344=344x2 Manual 345=345x2 Manual 346=346x2 Manual 347=347x2 Manual 348=348x2 Manual 349=349x2 Manual 350=350x2 Manual 351=351x2 Manual 352=352x2 Manual 353=353x2 Manual 354=354x2 Manual 355=355x2 Manual 356=356x2 Manual 357=357x2 Manual 358=358x2 Manual 359=359x2 Manual 360=360x2 Manual 361=361x2 Manual 362=362x2 Manual 363=363x2 Manual 364=364x2 Manual 365=365x2 Manual 366=366x2 Manual 367=367x2 Manual 368=368x2 Manual 369=369x2 Manual 370=370x2 Manual 371=371x2 Manual 372=372x2 Manual 373=373x2 Manual 374=374x2 Manual 375=375x2 Manual 376=376x2 Manual 377=377x2 Manual 378=378x2 Manual 379=379x2 Manual 380=380x2 Manual 381=381x2 Manual 382=382x2 Manual 383=383x2 Manual 384=384x2 Manual 385=385x2 Manual 386=386x2 Manual 387=387x2 Manual 388=388x2 Manual 389=389x2 Manual 390=390x2 Manual 391=391x2 Manual 392=392x2 Manual 393=393x2 Manual 394=394x2 Manual 395=395x2 Manual 396=396x2 Manual 397=397x2 Manual 398=398x2 Manual 399=399x2 Manual 400=400x2 Manual 401=401x2 Manual 402=402x2 Manual 403=403x2 Manual 404=404x2 Manual 405=405x2 Manual 406=406x2 Manual 407=407x2 Manual 408=408x2 Manual 409=409x2 Manual 410=410x2 Manual 411=411x2 Manual 412=412x2 Manual 413=413x2 Manual 414=414x2 Manual 415=415x2 Manual 416=416x2 Manual 417=417x2 Manual 418=418x2 Manual 419=419x2 Manual 420=420x2 Manual 421=421x2 Manual 422=422x2 Manual 423=423x2 Manual 424=424x2 Manual 425=425x2 Manual 426=426x2 Manual 427=427x2 Manual 428=428x2 Manual 429=429x2 Manual 430=430x2 Manual 431=431x2 Manual 432=432x2 Manual 433=433x2 Manual 434=434x2 Manual 435=435x2 Manual 436=436x2 Manual 437=437x2 Manual 438=438x2 Manual 439=439x2 Manual 440=440x2 Manual 441=441x2 Manual 442=442x2 Manual 443=443x2 Manual 444=444x2 Manual 445=445x2 Manual 446=446x2 Manual 447=447x2 Manual 448=448x2 Manual 449=449x2 Manual 450=450x2 Manual 451=451x2 Manual 452=452x2 Manual 453=453x2 Manual 454=454x2 Manual 455=455x2 Manual 456=456x2 Manual 457=457x2 Manual 458=458x2 Manual 459=459x2 Manual 460=460x2 Manual 461=461x2 Manual 462=462x2 Manual 463=463x2 Manual 464=464x2 Manual 465=465x2 Manual 466=466x2 Manual 467=467x2 Manual 468=468x2 Manual 469=469x2 Manual 470=470x2 Manual 471=471x2 Manual 472=472x2 Manual 473=473x2 Manual 474=474x2 Manual 475=475x2 Manual 476=476x2 Manual 477=477x2 Manual 478=478x2 Manual 479=479x2 Manual 480=480x2 Manual 481=481x2 Manual 482=482x2 Manual 483=483x2 Manual 484=484x2 Manual 485=485x2 Manual 486=486x2 Manual 487=487x2 Manual 488=488x2 Manual 489=489x2 Manual 490=490x2 Manual 491=491x2 Manual 492=492x2 Manual 493=493x2 Manual 494=494x2 Manual 495=495x2 Manual 496=496x2 Manual 497=497x2 Manual 498=498x2 Manual 499=499x2 Manual 500=500x2 Manual 501=501x2 Manual 502=502x2 Manual 503=503x2 Manual 504=504x2 Manual 505=505x2 Manual 506=506x2 Manual 507=507x2 Manual 508=508x2 Manual 509=509x2 Manual 510=510x2 Manual 511=511x2 Manual 512=512x2 Manual 513=513x2 Manual 514=514x2 Manual 515=515x2 Manual 516=516x2 Manual 517=517x2 Manual 518=518x2 Manual 519=519x2 Manual 520=520x2 Manual 521=521x2 Manual 522=522x2 Manual 523=523x2 Manual 524=524x2 Manual 525=525x2 Manual 526=526x2 Manual 527=527x2 Manual 528=528x2 Manual 529=529x2 Manual 530=530x2 Manual 531=531x2 Manual 532=532x2 Manual 533=533x2 Manual 534=534x2 Manual 535=535x2 Manual 536=536x2 Manual 537=537x2 Manual 538=538x2 Manual 539=539x2 Manual 540=540x2 Manual 541=541x2 Manual 542=542x2 Manual 543=543x2 Manual 544=544x2 Manual 545=545x2 Manual 546=546x2 Manual 547=547x2 Manual 548=548x2 Manual 549=549x2 Manual 550=550x2 Manual 551=551x2 Manual 552=552x2 Manual 553=553x2 Manual 554=554x2 Manual 555=555x2 Manual 556=556x2 Manual 557=557x2 Manual 558=558x2 Manual 559=559x2 Manual 560=560x2 Manual 561=561x2 Manual 562=562x2 Manual 563=563x2 Manual 564=564x2 Manual 565=565x2 Manual 566=566x2 Manual 567=567x2 Manual 568=568x2 Manual 569=569x2 Manual 570=570x2 Manual 571=571x2 Manual 572=572x2 Manual 573=573x2 Manual 574=574x2 Manual 575=575x2 Manual 576=576x2 Manual 577=577x2 Manual 578=578x2 Manual 579=579x2 Manual 580=580x2 Manual 581=581x2 Manual 582=582x2 Manual 583=583x2 Manual 584=584x2 Manual 585=585x2 Manual 586=586x2 Manual 587=587x2 Manual 588=588x2 Manual 589=589x2 Manual 590=590x2 Manual 591=591x2 Manual 592=592x2 Manual 593=593x2 Manual 594=594x2 Manual 595=595x2 Manual 596=596x2 Manual 597=597x2 Manual 598=598x2 Manual 599=599x2 Manual 600=600x2 Manual 601=601x2 Manual 602=602x2 Manual 603=603x2 Manual 604=604x2 Manual 605=605x2 Manual 606=606x2 Manual 607=607x2 Manual 608=608x2 Manual 609=609x2 Manual 610=610x2 Manual 611=611x2 Manual 612=612x2 Manual 613=613x2 Manual 614=614x2 Manual 615=615x2 Manual 616=616x2 Manual 617=617x2 Manual 618=618x2 Manual 619=619x2 Manual 620=620x2 Manual 621=621x2 Manual 622=622x2 Manual 623=623x2 Manual 624=624x2 Manual 625=625x2 Manual 626=626x2 Manual 627=627x2 Manual 628=628x2 Manual 629=629x2 Manual 630=630x2 Manual 631=631x2 Manual 632=632x2 Manual 633=633x2 Manual 634=634x2 Manual 635=635x2 Manual 636=636x2 Manual 637=637x2 Manual 638=638x2 Manual 639=639x2 Manual 640=640x2 Manual 641=641x2 Manual 642=642x2 Manual 643=643x2 Manual 644=644x2 Manual 645=645x2 Manual 646=646x2 Manual 647=647x2 Manual 648=648x2 Manual 649=649x2 Manual 650=650x2 Manual 651=651x2 Manual 652=652x2 Manual 653=653x2 Manual 654=654x2 Manual 655=655x2 Manual 656=656x2 Manual 657=657x2 Manual 658=658x2 Manual 659=659x2 Manual 660=660x2 Manual 661=661x2 Manual 662=662x2 Manual 663=663x2 Manual 664=664x2 Manual 665=665x2 Manual 666=666x2 Manual 667=667x2 Manual 668=668x2 Manual 669=669x2 Manual 670=670x2 Manual 671=671x2 Manual 672=672x2 Manual 673=673x2 Manual 674=674x2 Manual 675=675x2 Manual 676=676x2 Manual 677=677x2 Manual 678=678x2 Manual 679=679x2 Manual 680=680x2 Manual 681=681x2 Manual 682=682x2 Manual 683=683x2 Manual 684=684x2 Manual 685=685x2 Manual 686=686x2 Manual 687=687x2 Manual 688=688x2 Manual 689=689x2 Manual 690=690x2 Manual 691=691x2 Manual 692=692x2 Manual 693=693x2 Manual 694=694x2 Manual 695=695x2 Manual 696=696x2 Manual 697=697x2 Manual 698=698x2 Manual 699=699x2 Manual 700=700x2 Manual 701=701x2 Manual 702=702x2 Manual 703=703x2 Manual 704=704x2 Manual 705=705x2 Manual 706=706x2 Manual 707=707x2 Manual 708=708x2 Manual 709=709x2 Manual 710=710x2 Manual 711=711x2 Manual 712=712x2 Manual 713=713x2 Manual 714=714x2 Manual 715=715x2 Manual 716=716x2 Manual 717=717x2 Manual 718=718x2 Manual 719=719x2 Manual 720=720x2 Manual 721=721x2 Manual 722=722x2 Manual 723=723x2 Manual 724=724x2 Manual 725=725x2 Manual 726=726x2 Manual 727=727x2 Manual 728=728x2 Manual 729=729x2 Manual 730=730x2 Manual 731=731x2 Manual 732=732x2 Manual 733=733x2 Manual 734=734x2 Manual 735=735x2 Manual 736=736x2 Manual 737=737x2 Manual 738=738x2 Manual 739=739x2 Manual 740=740x2 Manual 741=741x2 Manual 742=742x2 Manual 743=743x2 Manual 744=744x2 Manual 745=745x2 Manual 746=746x2 Manual 747=747x2 Manual 748=748x2 Manual 749=749x2 Manual 750=750x2 Manual 751=751x2 Manual 752=752x2 Manual 753=753x2 Manual 754=754x2 Manual 755=755x2 Manual 756=756x2 Manual 757=757x2 Manual 758=758x2 Manual 759=759x2 Manual 760=760x2 Manual 761=761x2 Manual 762=762x2 Manual 763=763x2 Manual 764=764x2 Manual 765=765x2 Manual 766=766x2 Manual 767=767x2 Manual 768=768x2 Manual 769=769x2 Manual 770=770x2 Manual 771=771x2 Manual 772=772x2 Manual 773=773x2 Manual 774=774x2 Manual 775=775x2 Manual 776=776x2 Manual 777=777x2 Manual 778=778x2 Manual 779=779x2 Manual 780=780x2 Manual 781=781x2 Manual 782=782x2 Manual 783=783x2 Manual 784=784x2 Manual 785=785x2 Manual 786=786x2 Manual 787=787x2 Manual 788=788x2 Manual 789=789x2 Manual 790=790x2 Manual 791=791x2 Manual 792=792x2 Manual 793=793x2 Manual 794=794x2 Manual 795=795x2 Manual 796=796x2 Manual 797=797x2 Manual 798=798x2 Manual 799=799x2 Manual 800=800x2 Manual 801=801x2 Manual 802=802x2 Manual 803=803x2 Manual 804=804x2 Manual 805=805x2 Manual 806=806x2 Manual 807=807x2 Manual 808=808x2 Manual 809=809x2 Manual 810=810x2 Manual 811=811x2 Manual 812=812x2 Manual 813=813x2 Manual 814=814x2 Manual 815=815x2 Manual 816=816x2 Manual 817=817x2 Manual 818=818x2 Manual 819=819x2 Manual 820=820x2 Manual 821=821x2 Manual 822=822x2 Manual 823=823x2 Manual 824=824x2 Manual 825=825x2 Manual 826=826x2 Manual 827=827x2 Manual 828=828x2 Manual 829=829x2 Manual 830=830x2 Manual 831=831x2 Manual 832=832x2 Manual 833=833x2 Manual 834=834x2 Manual 835=835x2 Manual 836=836x2 Manual 837=837x2 Manual 838=838x2 Manual 839=839x2 Manual 840=840x2 Manual 841=841x2 Manual 842=842x2 Manual 843=843x2 Manual 844=844x2 Manual 845=845x2 Manual 846=846x2 Manual 847=847x2 Manual 848=848x2 Manual 849=849x2 Manual 850=850x2 Manual 851=851x2 Manual 852=852x2 Manual 853=853x2 Manual 854=854x2 Manual 855=855x2 Manual 856=856x2 Manual 857=

# 1989 IMPORT PARTS CATALOG

Figure 3-1400  
Illus. Page 3-43

## REAR AXLE

ITEM	PART NUMBER	QTY	BODY	MODEL	DESCRIPTION
------	-------------	-----	------	-------	-------------

DIFFERENTIAL, W/O LIMITED SLIP  
27 4WD - RAIDER

38	MB527 309	1			SPACER
	MB185 463	1			GEAR SET, Final Drive (4.625)
	MB527 249	1			2600 Engine V-6 Engine

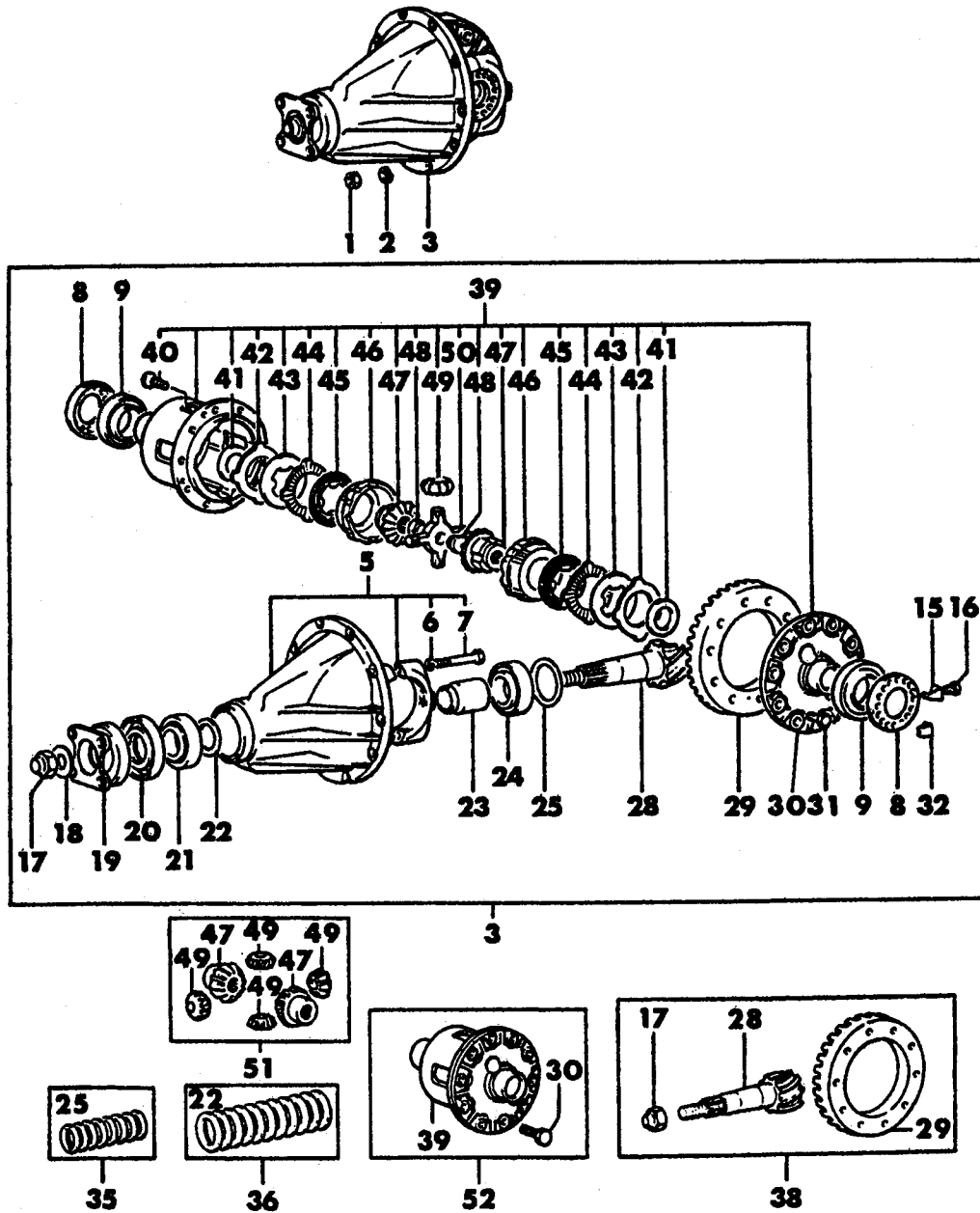
<b>ENGINE:</b>		P=1800 cc	A=2000 cc	<b>TRANS:</b>		A=Automatic
Blank=All		K=1600 cc (w/o Balance Shaft)	F=2600 cc (Car)	Blank=All		M=All Manual
Q=1500 cc		W=2600 cc (Truck)	V=3000 cc			8=4 x 2 Manual
<b>SERIES:</b>	H=High	<b>MODELS:</b>		24 FWD=2-Dr Hatchback (Colt LA=Colt 100/Eagle Vista)	24 RWD=2-Dr Hatchback (Conquest)	
L=Low	E=Economy	41 FWD=4-Dr Sedan (Colt LA=Colt 100/Eagle Vista)		24 FWD=2-Dr Hatchback (Colt LC/Colt 200)		
M=Medium	P=Premium	45 FWD-4WD=Sta.Wgn. (Colt LA)		41 FWD=4-Dr Sedan (Colt Summit LC/Colt 200)		
		H41 FWD=4-Dr Sedan (2000 GTX)		45 FWD-4WD=Sta.Wgn. (Vista)		
		27 RWD-4WD=Pickup(Ram 50,Pwr.Ram 50)		27 4WD=Sport Utility (Raider)		
NOTE: Colt LA 24-41 models and H41 2000 GTX "are Canada only"						

AR=Use as Required # =New Part Number - =Non Illustrated Part P.A.R.=Paint as Required

NOVEMBER, 1989

DIFFERENTIAL, W/LIMITED SLIP  
27 4WD - RAIDER

9703 1500



# 1989 IMPORT PARTS CATALOG

Figure 3-1500  
Illus. Page 3-45

## REAR AXLE

ITEM	PART NUMBER	QTY	BODY	MODEL	DESCRIPTION
DIFFERENTIAL, W/LIMITED SLIP 27 4WD - RAIDER					
1					NUT
	MF430 151	10			2600 Engine
	MF430 152	10			V-6 Engine
2					WASHER, Spring
	MS450 042	10			2600 Engine
	MS450 043	10			V-6 Engine
3					CARRIER ASSEMBLY, Differential
	MB393 506	1			2600 Engine
	MB393 731	1			V-6 Engine
5					CARRIER, Differential
	MB393 741	1			2600 Engine
	MB393 580	1			V-6 Engine
6	MF450 407	4			WASHER, Spring (12)
7	MB092 060	4			BOLT, Cap
8	MT203 625	2			NUT, Side Bearing
9	MB092 348	2			BEARING, Differential Side
15	MB092 153	2			PLATE, (A) Lock
16	MF140 221	2			BOLT, Washer Assembled (8 x 14)
17	MB092 179	1			NUT, Lock
18	MB092 180	1			WASHER
19					FLANGE, Companion
	MB569 366	1			2600 Engine
	MB569 373	1			V-6 Engine
20	MB160 949	1			OIL SEAL
21	MB393 471	1			BEARING, Drive Pinion, Front
22					SHIM, Diff. Front Brg. (T=0.30) (Serviced In Item #36)
					SHIM, Diff. Front Brg. (T=2.00)
					SHIM, Diff. Front Brg. (T=2.03)
					SHIM, Diff. Front Brg. (T=2.06)
					SHIM, Diff. Front Brg. (T=2.09)
					SHIM, Diff. Front Brg. (T=2.12)
					SHIM, Diff. Front Brg. (T=2.15)
					SHIM, Diff. Front Brg. (T=2.18)
					SHIM, Diff. Front Brg. (T=2.21)
					SHIM, Diff. Front Brg. (T=2.24)
					SHIM, Diff. Front Brg. (T=2.27)
					SHIM, Diff. Front Brg. (T=2.30)
					SHIM, Diff. Front Brg. (T=2.33)
					SHIM, Diff. Front Brg. (T=2.36)
					SHIM, Diff. Front Brg. (T=2.39)
					SHIM, Diff. Front Brg. (T=2.42)
23					SPACER, Pinion Bearing
	MB569 368	1			L = 56.67
	MB569 369	1			L = 57.01
24	MB393 470	1			BEARING, Drive Pinion, Rear
25					SHIM, Diff. Rear Brg. (T=1.38) (Serviced In Item #35)
					SHIM, Diff. Rear Brg. (T=1.41)
					SHIM, Diff. Rear Brg. (T=1.44)
					SHIM, Diff. Rear Brg. (T=1.47)

<b>ENGINE:</b>	P=1800 cc	A=2000 cc	<b>TRANS:</b>	A=Automatic
Blank=All	K=1800 cc (w/o Balance Shaft)	F=2600 cc (Car)	Blank=All	M=All Manual
Q=1500 cc	W=2600 cc (Truck)	V=3000 cc		8=4 x 2 Manual
<b>SERIES:</b>	H=High	<b>MODELS:</b>	24 FWD=2-Dr Hatchback (Colt LA=Colt 100/Eagle Vista)	24 RWD=2-Dr Hatchback (Conquest)
L=Low	E=Economy		41 FWD=4-Dr Sedan (Colt LA=Colt 100/Eagle Vista)	24 FWD=2-Dr Hatchback (Colt LC/Colt 200)
M=Medium	P=Premium		45 FWD=4WD=Sta.Wgn. (Colt LA)	41 FWD=4-Dr Sedan (Colt Summit LC/Colt 200)
			H41 FWD=4-Dr Sedan (2000 GTX)	45 FWD=4WD=Sta.Wgn. (Vista)
			27 RWD=4WD=Pickup(Ram 50,Pwr.Ram 50)	27 4WD=Sport Utility (Raider)
			NOTE: Colt LA 24-41 models and H41 2000 GTX "are Canada only"	

# 1989 IMPORT PARTS CATALOG

Figure 3-1500  
Illus. Page 3-46

REAR AXLE

ITEM	PART NUMBER	QTY	BODY	MODEL	DESCRIPTION
DIFFERENTIAL, W/LIMITED SLIP 27 4WD - RAIDER					
					SHIM, Diff. Rear Brg. (T=1.50)
					SHIM, Diff. Rear Brg. (T=1.53)
					SHIM, Diff. Rear Brg. (T=1.56)
					SHIM, Diff. Rear Brg. (T=1.59)
					SHIM, Diff. Rear Brg. (T=1.62)
					SHIM, Diff. Rear Brg. (T=1.65)
					SHIM, Diff. Rear Brg. (T=0.30)
28		1			PINION, Drive (Serviced In Item #38)
29		1			GEAR, Drive (Serviced In Item #38)
30					CASE, Differential
	MB092 366	1			2600 Engine
	MB393 583	1			V-6 Engine
31	MB092 221	10			BOLT (10 x 23.5)
32	MB092 154	2			PLATE, (B) Lock
35	MB185 351	1			SHIM SET, Drive Pinion, Rear
36	MB569 391	1			SHIM SET, Drive Pinion, Front
38					GEAR SET, Final Drive (4.625)
	MB185 463	1			2600 Engine
	MB527 249	1			V-6 Engine
39		1			CASE ASSEMBLY, Limited Slip Diff. (Serviced In Item #52)
40	MB160 887	4			SCREW
41	MB160 882	2			WASHER, (A) Thrust
	MB160 883	2			WASHER, (B) Thrust
	MB160 884	2			WASHER, (C) Thrust
42	MB160 885	2			PLATE, Spring
43	MB160 886	2			DISC, Spring
44	MB160 879	4			PLATE, Friction
45	MB160 880	4			DISC, Friction (T=1.75)
	MB160 881	4			DISC, Friction (T=1.85)
46	MB160 876	2			RING, Pressure
47		2			GEAR, Side (Serviced In Item #51)
48	MB160 878	2			BLOCK, Thrust
49		4			PINION (Serviced In Item #51)
50	MB160 877	1			SHAFT, Differential Pinion
51	MB241 929	1			GEAR SET, Differential
52					DIFFERENTIAL PACKAGE, Limited Slip
	MB160 842	1			2600 Engine
	MB393 915	1			V-6 Engine

<b>ENGINE:</b>		P=1800 cc	A=2000 cc	<b>TRANS:</b>		A=Automatic
Blank=All		K=1600 cc (w/o Balance Shaft)	F=2600 cc (Car)	Blank=All		M=All Manual
Q=1500 cc		W=2600 cc (Truck)	V=3000 cc			8=4 x 2 Manual
<b>SERIES:</b>		H=High	<b>MODELS:</b> 24 FWD=2-Dr Hatchback (Colt LA=Colt 100/Eagle Vista)		24 RWD=2-Dr Hatchback (Conquest)	
L=Low		E=Economy	41 FWD=4-Dr Sedan (Colt LA=Colt 100/Eagle Vista)		24 FWD=2-Dr Hatchback (Colt LC/Colt 200)	
M=Medium		P=Premium	45 FWD=4WD=Sta.Wgn. (Colt LA)		41 FWD=4-Dr Sedan (Colt Summit LC/Colt 200)	
			H41 FWD=4-Dr Sedan (2000 GTX)		45 FWD=4WD=Sta.Wgn. (Vista)	
			27 RWD=4WD=Pickup(Ram 50,Pwr.Ram 50)		27 4WD=Sport Utility (Raider)	
			NOTE: Colt LA 24-41 models and H41 2000 GTX "are Canada only"			

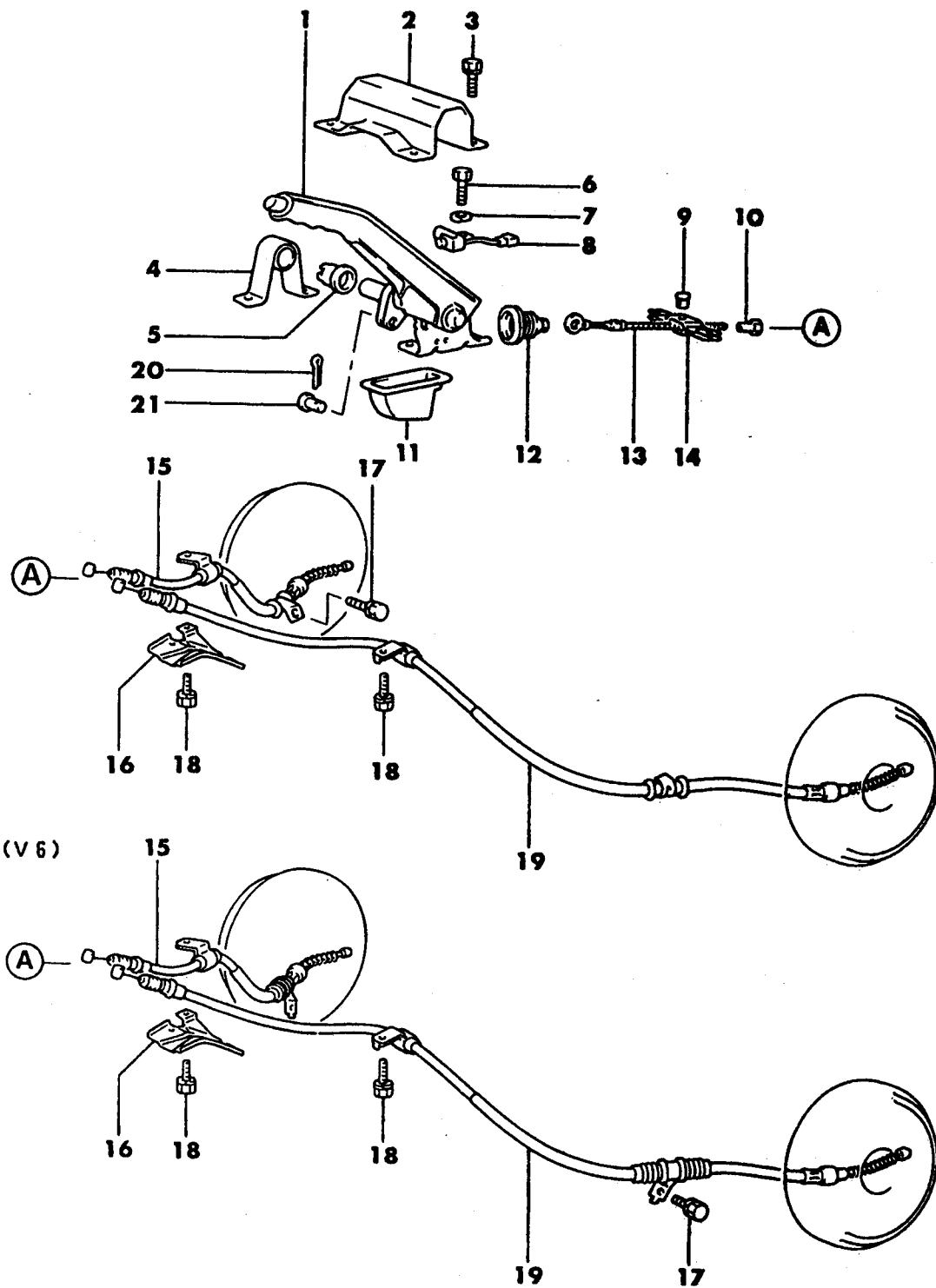
AR=Use as Required # =New Part Number -- =Non Illustrated Part P.A.R.=Paint as Required

NOVEMBER, 1989



CONTROLS, PARKING BRAKE  
27, RAIDER

9704 700





# 1989 IMPORT PARTS CATALOG

Figure 4-700  
Illus. Page 4-15

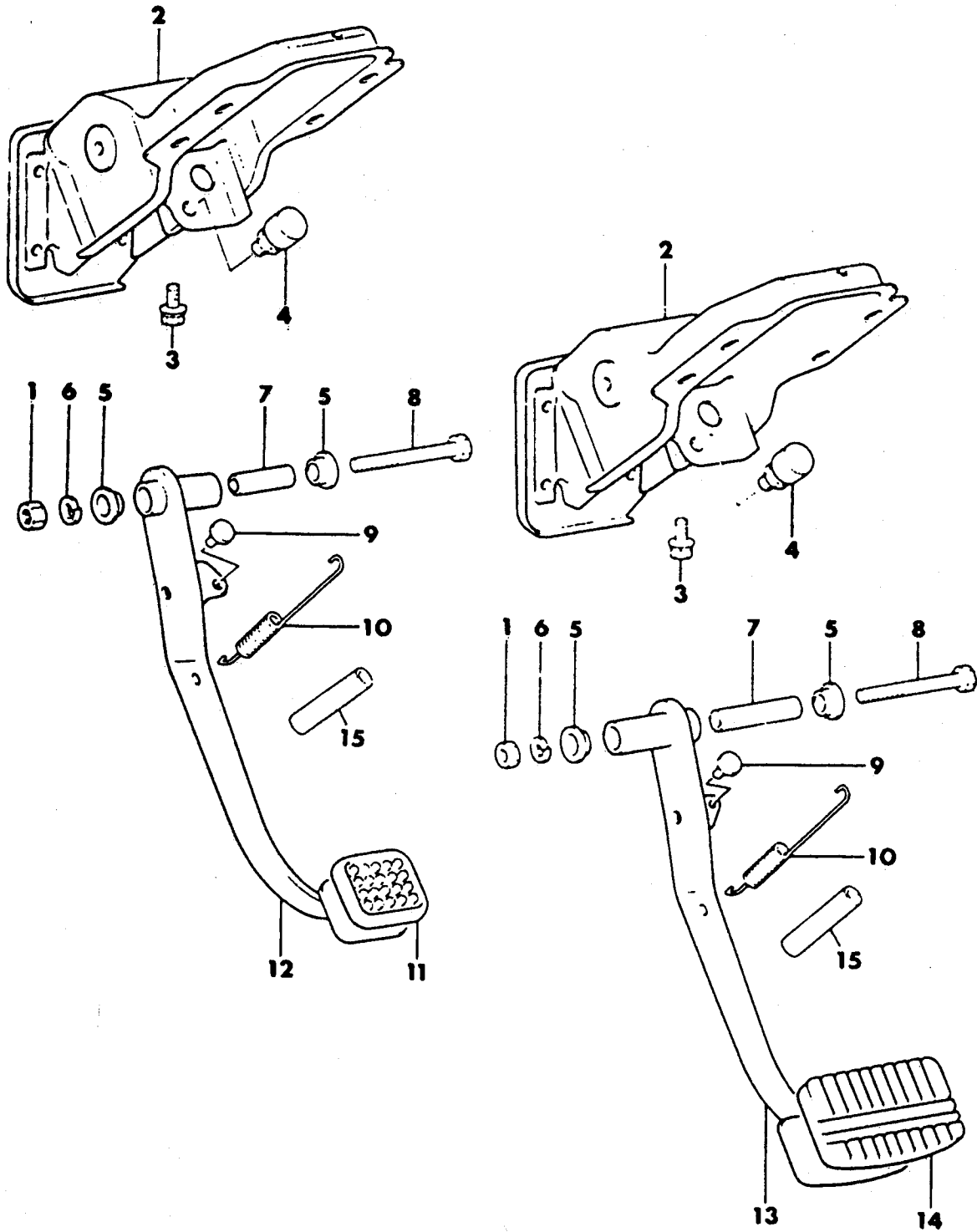
## BRAKE, PARKING

ITEM	PART NUMBER	QTY	BODY	MODEL	DESCRIPTION
CONTROLS, PARKING BRAKE 27, RAIDER					
1	MB208 338	1			LEVER, Parking Brake, Dark Gray
	MB736 191	1			Brown
2	MB140 467	1			COVER, Parking Brake Shaft
3	MF240 055	4			BOLT, w/Washer (8x25)
4	MB140 461	1			STAY, Parking Lever
5	MB140 139	1			BUSHING, Parking Lever
6	MF100 001	1			BOLT, (5x8)
7	MF450 403	1			WASHER, Spring
8	MB140 472	1			SWITCH, Parking Brake
9	MA151 731	1			PIN, Lever
10	MA103 803	1			ADJUSTER, Cable
11	MB140 497	1			COVER
12	MB256 242	1			BOOT, Dust
13	MB140 309	1			CABLE, Parking Brake
14	MB256 196	1			EQUALIZER, Cable
15	MB520 601	1			CABLE, Parking Brake Rear, Rt., 6 Cyl., 3.0L
	MB520 609	1			CABLE, Parking Brake Rear, Rt., 4 Cyl., 2.6L
16	MB520 597	1			PROTECTOR, Parking Brake Cable
17	MF240 050	2			BOLT, w/Washer (8x14)
18	MF240 051	2			BOLT, w/Washer (8x16)
19	MB520 600	1			CABLE, Parking Brake Rear, Lt., 6 Cyl., 3.0L
	MB520 608	1			CABLE, Parking Brake Rear, 4 Cyl., 2.6L
20	MF472 052	1			PIN, Split (2.5 x 20)
21	MS470 996	1			PIN, Clevis (10x18)

<b>ENGINE:</b>		P=1800 cc	A=2000 cc	<b>TRANS:</b>		A=Automatic
Blank=All		K=1600 cc (w/o Balance Shaft)	F=2600 cc (Car)	Blank=All		M=All Manual
Q=1500 cc		W=2600 cc (Truck)	V=3000 cc			8=4 x 2 Manual
<b>SERIES:</b>		H=High	<b>MODELS:</b>		24 FWD=2-Dr Hatchback (Colt LA=Colt 100/Eagle Vista)	24 RWD=2-Dr Hatchback (Conquest)
L=Low	E=Economy			41 FWD=4-Dr Sedan (Colt LA=Colt 100/Eagle Vista)		24 FWD=2-Dr Hatchback (Colt LC/Colt 200)
M=Medium	P=Premium			45 FWD=4WD=Sta.Wgn. (Colt LA)		41 FWD=4-Dr Sedan (Colt Summit LC/Colt 200)
				H41 FWD=4-Dr Sedan (2000 GTX)		45 FWD=4WD=Sta.Wgn. (Vista)
				27 RWD=4WD=Pickup(Ram 50,Pwr.Ram 50)		27 4WD=Sport Utility (Raider)
NOTE: Colt LA 24-41 models and H41 2000 GTX "are Canada only"						

9705 600

PEDALS, BRAKE  
27, RAIDER



# 1989 IMPORT PARTS CATALOG

Figure 5-600  
Illus. Page 5-15

## BRAKE, SERVICE

ITEM	PART NUMBER	QTY	BODY	MODEL	DESCRIPTION
PEDALS, BRAKE 27, RAIDER					
1	MF430 006	3			NUT
2	MB366 611	1			MEMBER, Pedal Support
3	MS240 139	3			BOLT, w/Washer (8x20)
4	MB344 668	1			SWITCH, Stop Lamp
	#MB487 644	1			SWITCH, Stop Lamp, w/Cruise Control
5	MB316 047	4			BUSHING, Pedal
6	MF450 406	2			WASHER, Spring
7	MB151 138	1			SPACER, Pedal
8	MF104 902	1			BOLT, (10x100)
9	MB151 298	2			STOPPER, Brake Pedal
10	MB316 540	1			SPRING, Return
11	MT146 280	1			PAD, Pedal
12	MB366 605	1			PEDAL, Brake, Manual Trans.
13	MB366 607	1			PEDAL, Brake, Auto. Trans.
14	MA152 260	1			PAD, Pedal, Auto. Trans.
15	MB249 288	2			PROTECTOR

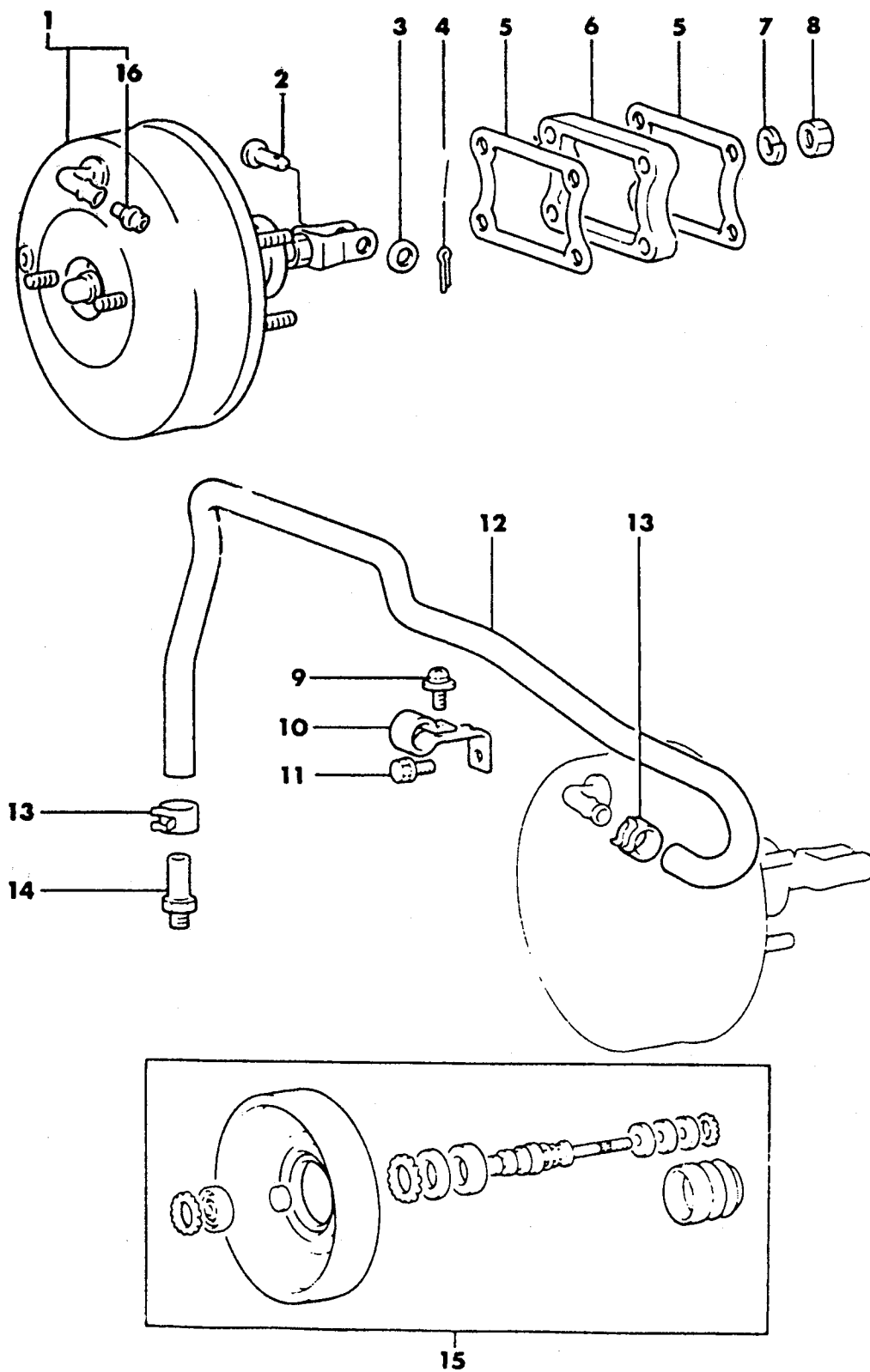
<b>ENGINE:</b>		P=1800 cc	A=2000 cc	<b>TRANS:</b>	A=Automatic
Blank=All		K=1600 cc (w/o Balance Shaft)	F=2600 cc (Car)	Blank=All	M=All Manual
Q=1500 cc		W=2600 cc (Truck)	V=3000 cc		8=4 x 2 Manual
<b>SERIES:</b>	H=High	<b>MODELS:</b>		24 FWD=2-Dr Hatchback (Colt LA=Colt 100/Eagle Vista)	24 RWD=2-Dr Hatchback (Conquest)
L=Low	E=Economy	41 FWD=4-Dr Sedan (Colt LA=Colt 100/Eagle Vista)		24 FWD=2-Dr Hatchback (Colt LC/Colt 200)	41 FWD=4-Dr Sedan (Colt Summit LC/Colt 200)
M=Medium	P=Premium	45 FWD-4WD=Sta.Wgn. (Colt LA)		41 FWD=4-Dr Sedan (Colt Summit LC/Colt 200)	45 FWD-4WD=Sta.Wgn. (Vista)
		H41 FWD=4-Dr Sedan (2000 GTX)		27 RWD-4WD=Pickup(Ram 50,Pwr.Ram 50)	27 4WD=Sport Utility (Raider)
		NOTE: Colt LA 24-41 models and H41 2000 GTX "are Canada only"			

AR=Use as Required # =New Part Number - =Non Illustrated Part P.A.R.=Paint as Required

NOVEMBER, 1989

BOOSTER, POWER BRAKE  
27, RAIDER

9705 1400



# 1989 IMPORT PARTS CATALOG

Figure 5-1400  
Illus. Page 5-31

## BRAKE, SERVICE

ITEM	PART NUMBER	QTY	BODY	MODEL	DESCRIPTION
BOOSTER, POWER BRAKE 27, RAIDER					
1	MB618 173	1			BOOSTER, Brake, (8" + 9" T) 6 Cyl., 3.0L
	MB534 872	1			BOOSTER, Brake, 4 Cyl., 2.6L
2	MF473 492	1			PIN, Clevis (10x23)
3	MF450 006	1			WASHER, Plain
4	MF472 042	1			PIN, Split (2x30)
5	MB238 089	2			SEALER
6	MB238 088	1			SPACER
7	MF450 405	4			WASHER, Spring
8	MF430 005	4			NUT
9	MF350 745	2			SCREW, w/Washer (4x12)
10	MB075 730	2			CLIP
11	MF240 050	2			BOLT, w/Washer (8x14)
12	# MB238 303	1			HOSE, Vacuum, 4 Cyl., 2.6L
	MB587 048	1			HOSE, Vacuum, 6 Cyl., 3.0L
13	MB058 828	2			CLIP, Hose
14	MA140 192	1			FITTING
15	MB618 652	1			BOOSTER BRAKE KIT, Repair, 6 Cyl., 3.0L
	MB500 602	1			BOOSTER BRAKE KIT, Repair, 4 Cyl., 2.6L
16	MB277 029	1			VALVE, Brake Booster Check

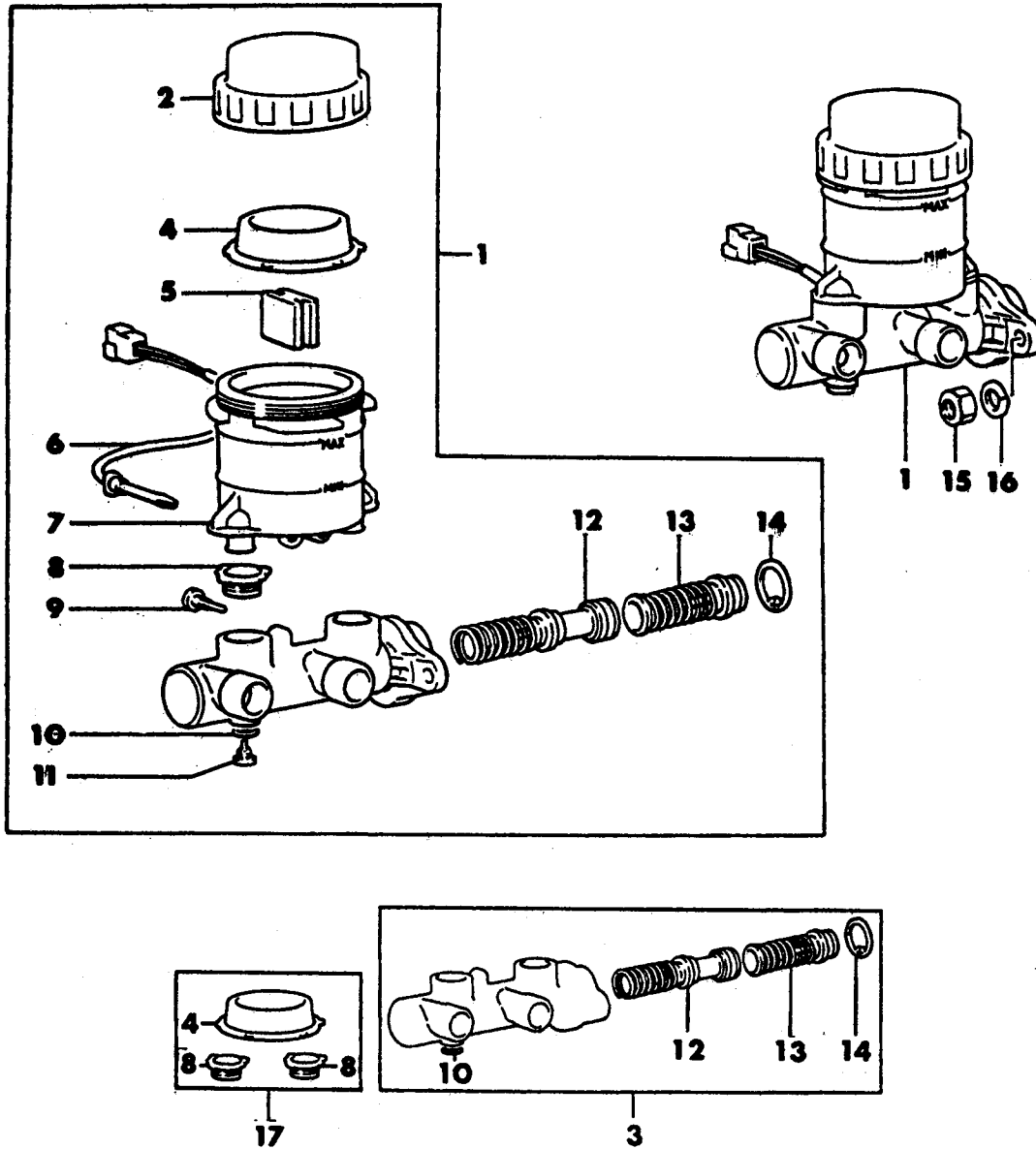
<b>ENGINE:</b>		<b>TRANS:</b>	
Blank=All	P=1800 cc	Blank=All	A=Automatic
Q=1500 cc	K=1600 cc (w/o Balance Shaft)		M=All Manual
	W=2600 cc (Truck)		8=4 x 2 Manual
<b>SERIES:</b>		<b>MODELS:</b>	
H=High		24 FWD=2-Dr Hatchback (Colt LA=Colt 100/Eagle Vista)	24 RWD=2-Dr Hatchback (Conquest)
L=Low	E=Economy	41 FWD=4-Dr Sedan (Colt LA=Colt 100/Eagle Vista)	24 FWD=2-Dr Hatchback (Colt LC/Colt 200)
M=Medium	P=Premium	45 FWD-4WD=Sta.Wgn. (Colt LA)	41 FWD=4-Dr Sedan (Colt Summit LC/Colt 200)
		H41 FWD=4-Dr Sedan (2000 GTX)	45 FWD-4WD=Sta.Wgn. (Vista)
		27 RWD-4WD=Pickup(Ram 50,Pwr.Ram 50)	27 4WD=Sport Utility (Raider)
NOTE: Colt LA 24-41 models and H41 2000 GTX "are Canada only"			

AR=Use as Required # =New Part Number - =Non Illustrated Part P.A.R.=Paint as Required

NOVEMBER, 1989

MASTER CYLINDER, BRAKES  
 27, RAIDER

9705 2200



# 1989 IMPORT PARTS CATALOG

Figure 5-2200  
 illus. Page 5-47

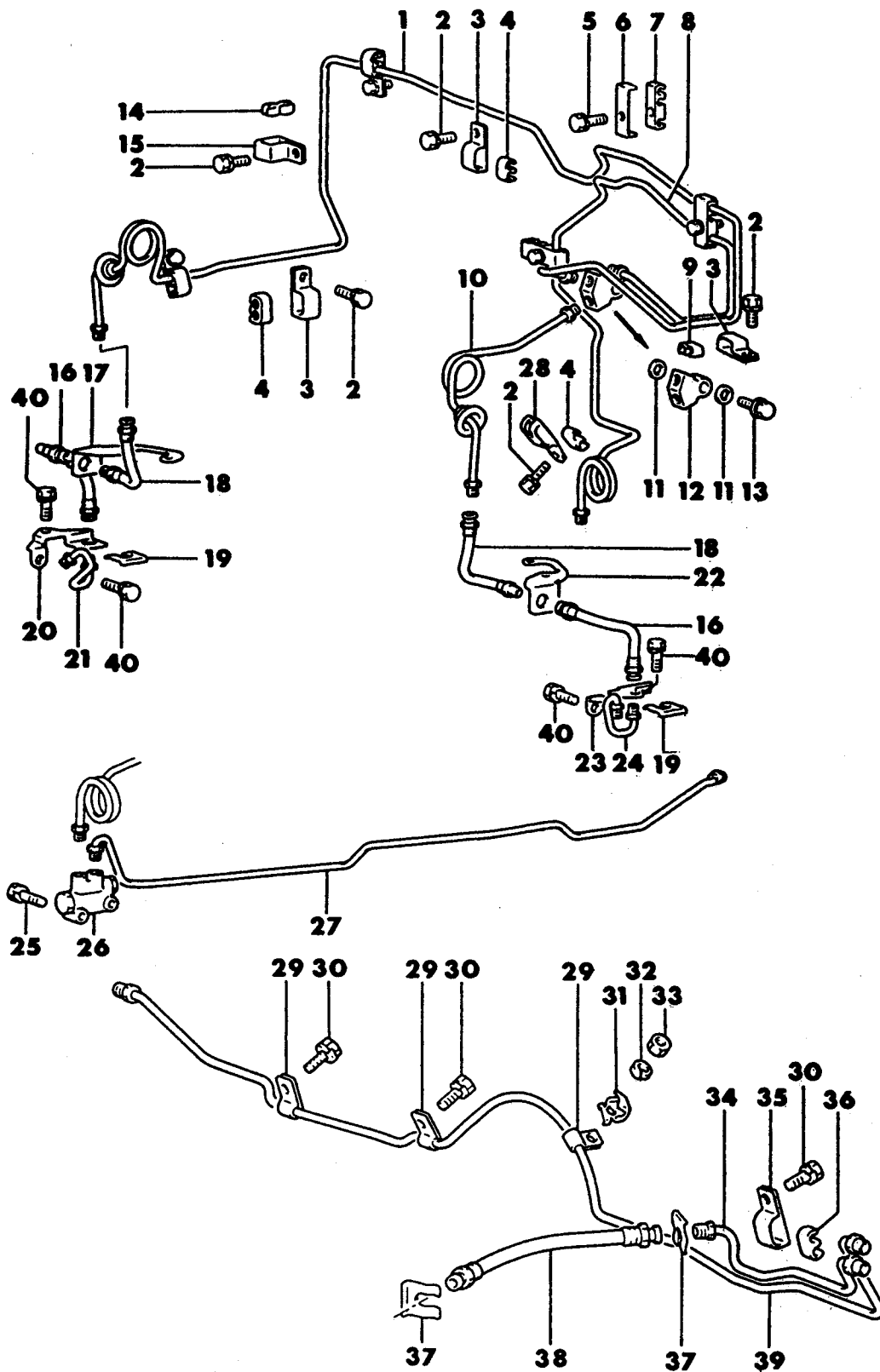
## BRAKE, SERVICE

ITEM	PART NUMBER	QTY	BODY	MODEL	DESCRIPTION
MASTER CYLINDER, BRAKES 27, RAIDER					
1	MB534 480	1			CYLINDER, Master
2	MB587 550	1			CAP, Reservoir
3	MB587 569	1			REPAIR KIT, Master Cyl.
4		1			DIAPHRAGM
5	MB316 237	1			FLOAT, Oil Reservoir
6	MB151 330	1			SWITCH, Level Indicator
7	MB316 236	1			RESERVOIR, Oil
8		2			SEAL, Reservoir
9	MB238 320	1			BOLT, Reservoir
10		1			GASKET, Stopper
11	MB193 323	1			STOPPER, Piston
12		1			PISTON, Secondary
13		1			PISTON, Primary
14		1			SNAP-RING
15	MF430 005	2			NUT
16	MF450 405	2			WASHER, Spring
17	MB534 268	1			SEAL KIT, Master Cyl.

<b>ENGINE:</b>		P=1800 cc	A=2000 cc	<b>TRANS:</b>		A=Automatic
Blank=All		K=1600 cc (w/o Balance Shaft)	F=2600 cc (Car)	Blank=All		M=All Manual
Q=1500 cc		W=2600 cc (Truck)	V=3000 cc			8=4 x 2 Manual
<b>SERIES:</b>		H=High	<b>MODELS:</b>		24 FWD=2-Dr Hatchback (Colt LA=Colt 100/Eagle Vista)	24 RWD=2-Dr Hatchback (Conquest)
L=Low		E=Economy			41 FWD=4-Dr Sedan (Colt LA=Colt 100/Eagle Vista)	24 FWD=2-Dr Hatchback (Colt LC/Colt 200)
M=Medium		P=Premium			45 FWD=4WD=Sta.Wgn. (Colt LA)	41 FWD=4-Dr Sedan (Colt Summit LC/Colt 200)
					H41 FWD=4-Dr Sedan (2000 GTX)	45 FWD=4WD=Sta.Wgn. (Vista)
					27 RWD=4WD=Pickup(Ram 50,Pwr.Ram 50)	27 4WD=Sport Utility (Raider)
					NOTE: Colt LA 24-41 models and H41 2000 GTX "are Canada only"	

9705 3300

LINES AND HOSES  
27, RAIDER, 4 CYL., 2.6L





# 1989 IMPORT PARTS CATALOG

Figure 5-3300  
Illus. Page 5-79

## BRAKE, SERVICE

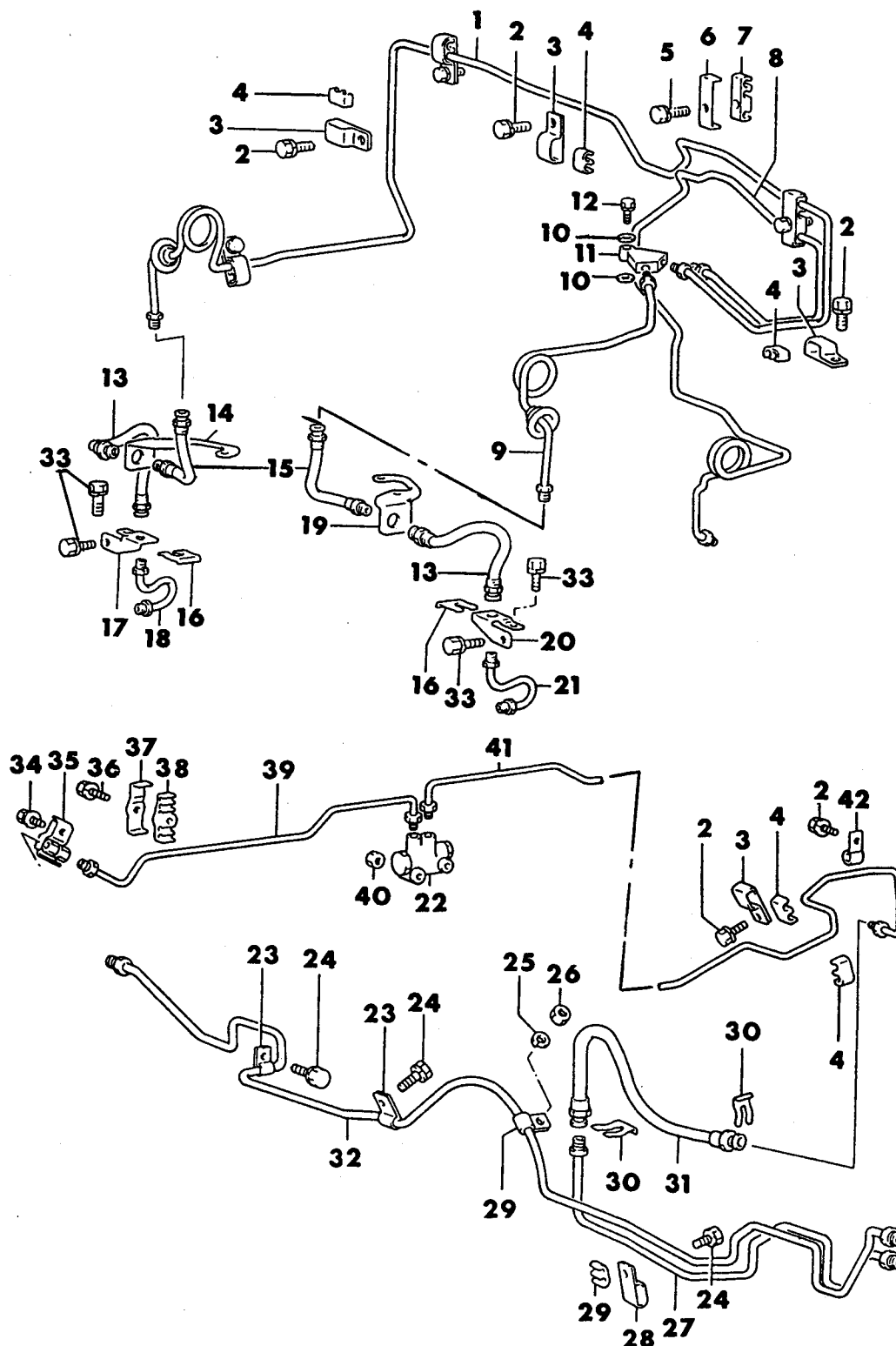
ITEM	PART NUMBER	QTY	BODY	MODEL	DESCRIPTION
LINES AND HOSES					
27, RAIDER, 4 CYL., 2.6L					
1	MB587 954	1			TUBE, Brake Frt., Rt.
2	MF240 050	7			BOLT, w/Washer (8x14)
3	MB151 280	4			CLAMP, Tube
4	MB129 999	4			CLIP, Tube
5	MF240 055	3			BOLT, w/Washer (8x25)
6	MB238 423	3			HOLDER, Clip
7	MB081 826	3			CLIP, Tube
8	MB316 360	1			TUBE, Brake
9	#MB082 164	1			CLIP
10	MB587 953	1			TUBE, Brake Frt., Lt.
11	MA111 832	2			GASKET
12	MB043 946	1			CONNECTOR, Brake
13	MB316 865	1			BOLT, Connector
14	MB151 343	2			CLIP
15	MB151 350	2			CLIP, Tube
16	MB238 425	2			HOSE, Brake
17	MB238 427	1			SUPPORT, Brake Hose, Rt.
18	MB238 428	2			HOSE, Brake
19	MA431 825	6			CLIP, Hose
20	#MB407 831	1			BRACKET, Brake Hose, Rt.
21	#MB407 828	1			TUBE, Brake, Rt.
22	MB238 426	1			SUPPORT, Brake Hose, Lt.
23	#MB407 830	1			BRACKET, Brake Hose, Lt.
24	#MB407 827	1			TUBE, Brake, Lt.
25	MF240 061	2			BOLT, w/Washer (8x40)
26	MB238 149	1			VALVE, Proportioning
27	MB247 253	1			TUBE, Brake, Main
28	MB316 993	1			CLIP
29	MB193 006	3			CLIP, Tube
30	MS240 095	3			BOLT, w/Washer (8x16)
31	MB316 542	1			PROTECTOR
32	MF450 405	1			WASHER, Spring
33	MF430 005	1			NUT
34	MB277 099	1			TUBE, Brake Rear, Lt.
35	MB133 249	1			CLIP, Tube
36	#MB082 164	1			CLIP
37	MA431 825	2			CLIP, Hose
38	MB150 761	1			HOSE, Brake
39	MB277 098	1			TUBE, Brake Rear, Rt.
40	#MF240 049	4			BOLT, w/Washer (8x14)

<b>ENGINE:</b>		P=1800 cc	A=2000 cc	<b>TRANS:</b>	A=Automatic
Blank=All		K=1600 cc (w/o Balance Shaft)	F=2600 cc (Car)	Blank=All	M=All Manual
Q=1500 cc		W=2600 cc (Truck)	V=3000 cc		8=4 x 2 Manual
<b>SERIES:</b>	H=High	<b>MODELS:</b>	24 FWD=2-Dr Hatchback (Colt LA=Colt 100/Eagle Vista)	24 RWD=2-Dr Hatchback (Conquest)	
L=Low	E=Economy		41 FWD=4-Dr Sedan (Colt LA=Colt 100/Eagle Vista)	24 FWD=2-Dr Hatchback (Colt LC/Colt 200)	
M=Medium	P=Premium		45 FWD=4WD=Sta.Wgn. (Colt LA)	41 FWD=4-Dr Sedan (Colt Summit LC/Colt 200)	
			H41 FWD=4-Dr Sedan (2000 GTX)	45 FWD=4WD=Sta.Wgn. (Vista)	
			27 RWD=4WD=Pickup(Ram 50,Pwr.Ram 50)	27 4WD=Sport Utility (Raider)	
			NOTE: Colt LA 24-41 models and H41 2000 GTX "are Canada only"		

AR=Use as Required # =New Part Number --Non Illustrated Part P.A.R.=Paint as Required

NOVEMBER, 1989

9705 3400

LINES AND HOSES  
27, RAIDER, 6 CYL., 3.0L

# 1989 IMPORT PARTS CATALOG

Figure 5-3400  
Illus. Page 5-81

## BRAKE, SERVICE

ITEM	PART NUMBER	QTY	BODY	MODEL	DESCRIPTION
LINES AND HOSES					
27, RAIDER, 6 CYL., 3.0L					
1	MB587 673	1			TUBE, Brake Main, Frt.
2	MF240 050	7			BOLT
3	MB151 280	7			CLAMP
4	#MB082 164	8			CLIP
5	MF240 055	3			BOLT
6	MB238 423	3			HOLDER, Tube Clip
7	MB081 826	3			CLIP
8	MB587 674	1			TUBE, Brake Oil Line
9	MB618 531	1			TUBE, Frt. Brake, Lt.
10	MA111 832	2			GASKET
11	MB043 946	1			JOINT, Brake Master Cyl.
12	#MB316 865	1			EYE BOLT, Brake Oil Line
13	#MB238 425	2			HOSE, Brake
14	#MB238 427	1			SUPPORT, Frt. Brake Hose, Rt.
15	#MB238 428	2			HOSE, Brake
16	MA431 825	6			CLIP
17	#MB407 831	1			BRACKET, Frt. Brake Hose, Rt.
18	#MB407 828	1			TUBE, Frt. Brake Wheel Side, Rt.
19	#MB238 426	1			SUPPORT, Frt. Brake Hose, Lt.
20	#MB407 830	1			BRACKET, Frt. Brake Hose, Lt.
21	#MB407 827	1			TUBE, Frt. Brake Wheel Side, Lt.
22	#MB238 149	1			VALVE, Proportioning
23	MB193 006	3			CLIP
24	MS240 095	3			BOLT
25	MF450 405	1			WASHER
26	MF430 005	1			NUT
27	MF587 095	1			TUBE, Rear Axle Brake
28	MB133 249	1			CLIP
29	#MB082 164	1			CLIP
30	MA431 825	2			CLIP
31	MB238 160	1			HOSE, Brake
32	MB587 096	1			TUBE, Rear Axle Brake
33	#MF240 049	4			BOLT
34	MS240 085	1			BOLT
35	MB316 983	1			JOINT, Brake Oil Line
36	#MS240 084	1			BOLT
37	MB554 176	1			HOLDER, Tube Clip
38	MB433 050	1			CLIP
39	MB587 678	1			TUBE, Brake Oil Line
40	MS440 503	1			NUT
41	MB587 677	1			TUBE, Brake Main, Rear
42	MB193 006	1			CLIP

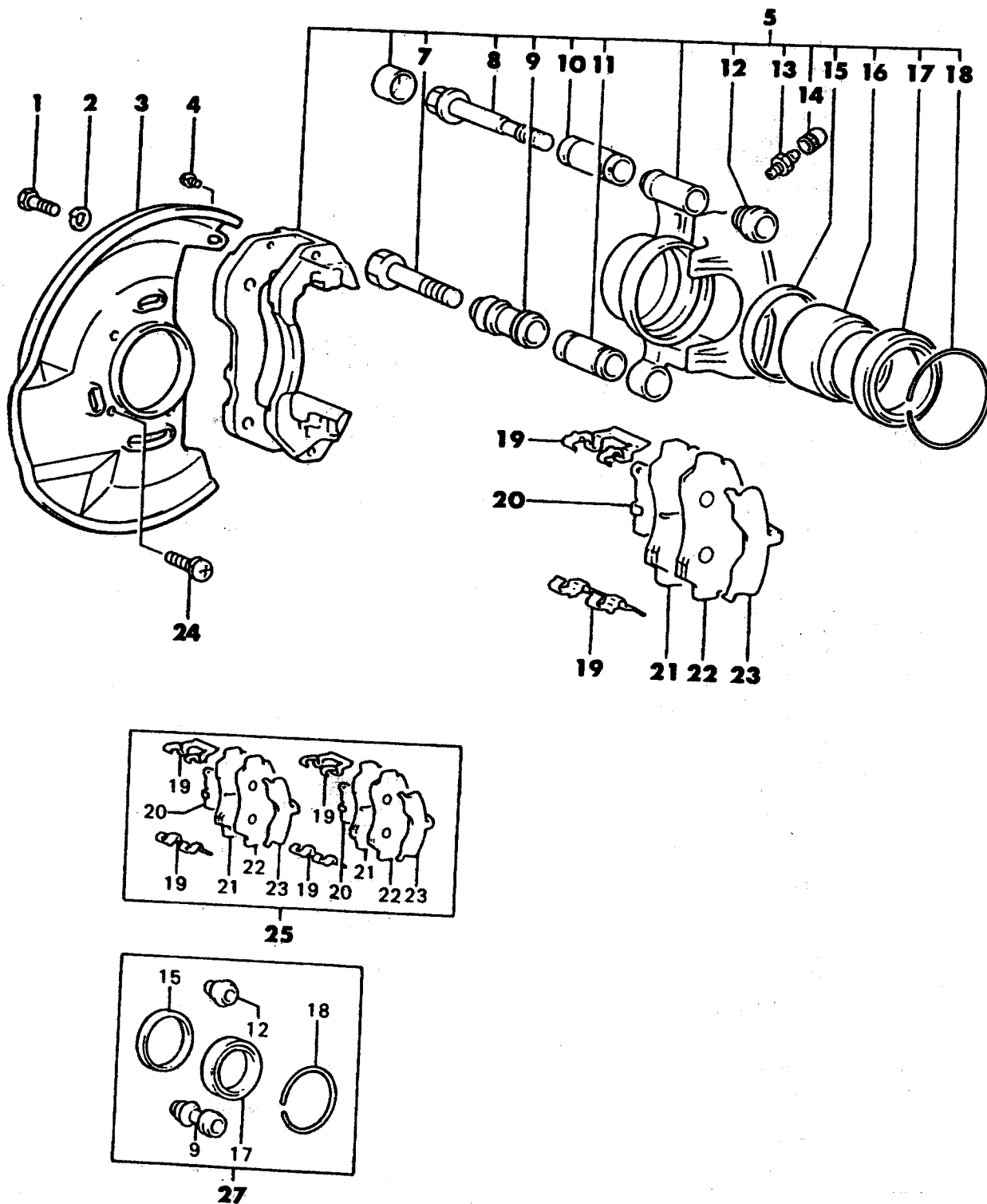
<b>ENGINE:</b>		P=1800 cc	A=2000 cc	<b>TRANS:</b>	A=Automatic
Blank=All		K=1800 cc (w/o Balance Shaft)	F=2600 cc (Car)	Blank=All	M=All Manual
Q=1500 cc		W=2600 cc (Truck)	V=3000 cc		8=4 x 2 Manual
<b>SERIES:</b>	H=High	<b>MODELS:</b>		24 FWD=2-Dr Hatchback (Colt LA=Colt 100/Eagle Vista)	24 RWD=2-Dr Hatchback (Conquest)
L=Low	E=Economy	41 FWD=4-Dr Sedan (Colt LA=Colt 100/Eagle Vista)		24 FWD=2-Dr Hatchback (Colt LC/Colt 200)	24 FWD=2-Dr Hatchback (Colt LC/Colt 200)
M=Medium	P=Premium	45 FWD=4WD=Sta.Wgn. (Colt LA)		41 FWD=4-Dr Sedan (Colt Summit LC/Colt 200)	41 FWD=4-Dr Sedan (Colt Summit LC/Colt 200)
		H41 FWD=4-Dr Sedan (2000 GTX)		45 FWD=4WD=Sta.Wgn. (Vista)	45 FWD=4WD=Sta.Wgn. (Vista)
		27 RWD=4WD=Pickup(Ram 50,Pwr.Ram 50)		27 4WD=Sport Utility (Raider)	27 4WD=Sport Utility (Raider)
		NOTE: Colt LA 24-41 models and H41 2000 GTX "are Canada only"			

AR=Use as Required # =New Part Number --=Non Illustrated Part P.A.R.=Paint as Required

NOVEMBER, 1989

9705 5200

BRAKE, FRONT  
 27, RAIDER



# 1989 IMPORT PARTS CATALOG

Figure 5-5200  
Illus. Page 5-119

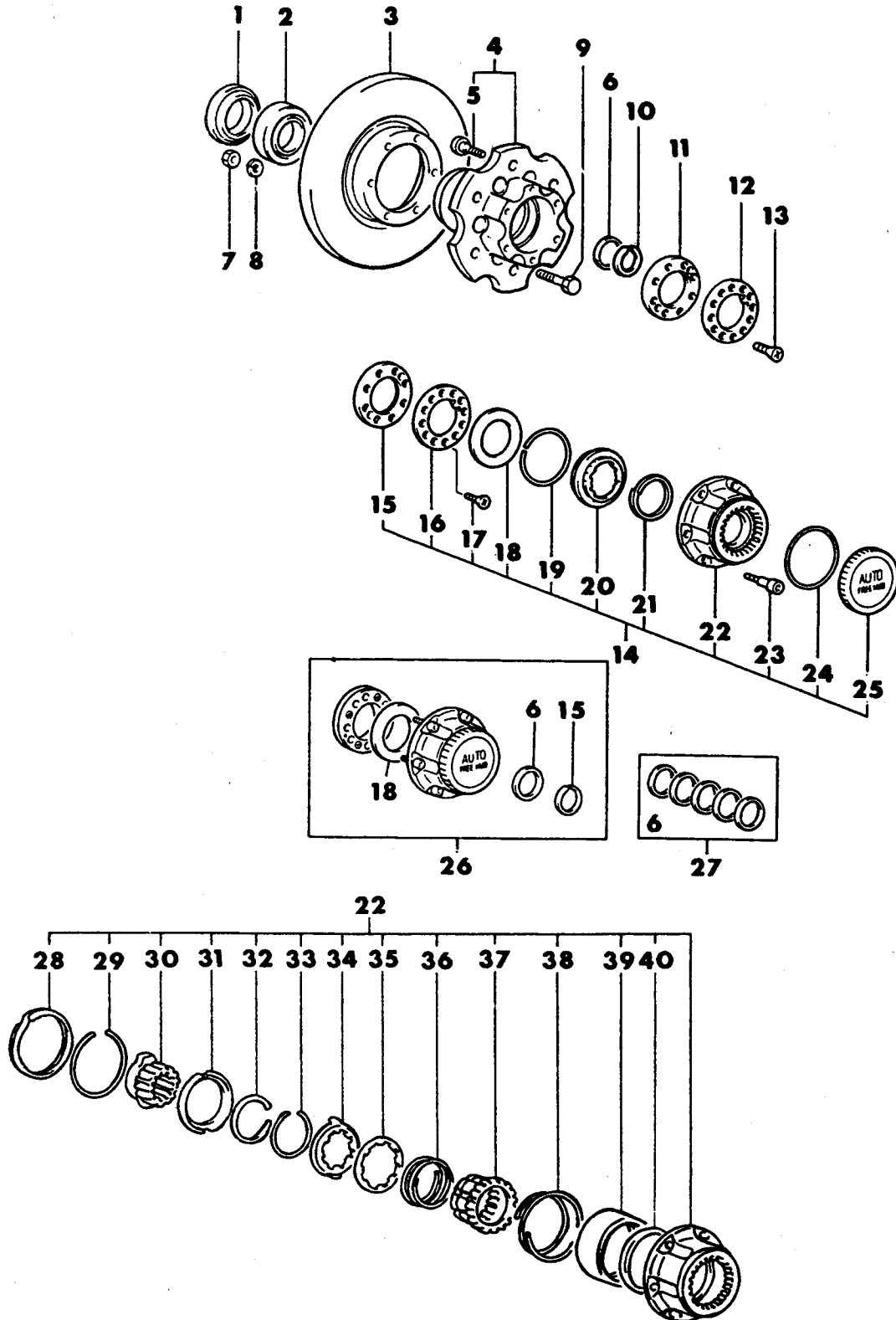
## BRAKE, SERVICE

ITEM	PART NUMBER	QTY	BODY	MODEL	DESCRIPTION
BRAKE, FRONT					
27, RAIDER					
1	#MB082 323	4			BOLT, (12x35)
2	MS450 044	4			WASHER, Spring
3	MB407 056	1			COVER, Dust, Lt., 4 Cyl., 2.6L
	#MB366 467	1			COVER, Dust, Lt., 6 Cyl., 3.0L
	MB407 057	1			Rt., 4 Cyl., 2.6L
	#MB366 468	1			Rt., 6 Cyl., 3.0L
4	MF350 790	2			SCREW, w/Washer (6x12)
5	MB534 322	1			CALIPER KIT, Lt., 4 Cyl., 2.6L
	#MB534 320	1			CALIPER KIT, Lt., 6 Cyl., 3.0L
	MB534 323	1			Rt., 4 Cyl., 2.6L
	#MB534 321	1			Rt., 6 Cyl., 3.0L
7	MB500 804	2			BOLT, Caliper Lock Pin
8	MB500 803	2			BOLT, Caliper Guide Pin
9		2			BOOT, Caliper Lock Pin
10	MB500 801	2			SLEEVE, Caliper Guide Pin
11	MB500 802	2			SLEEVE, Caliper Lock Pin
12		2			BOOT, Caliper Guide Pin
13	MB366 146	2			SCREW, Bleeder
14	#MV026 287	2			CAP
15		2			SEAL, Piston
16	MB500 779	2			PISTON, Caliper
17		2			BOOT, Caliper Piston Dust
18		2			RING, Caliper Piston Boot
19	MB500 807	4			CLIP, Pad
20		1			SHIM, Disc Pad, Inner, Lt.
		1			Rt.
21		1			PAD and WEAR INDICATOR, Lt.
		1			Rt.
22		2			PAD ASSEMBLY, Outer
23		2			SHIM, Disc Pad, Outer
24	MF350 071	8			SCREW, w/Washer (6x12)
25	MB500 812	1			PAD KIT, Disc
27	MB500 811	2			SEAL KIT, Caliper Piston

<b>ENGINE:</b>		P=1800 cc	A=2000 cc	<b>TRANS:</b>	A=Automatic
Blank=All		K=1600 cc (w/o Balance Shaft)	F=2600 cc (Car)	Blank=All	M=All Manual
Q=1500 cc		W=2600 cc (Truck)	V=3000 cc		8=4 x 2 Manual
<b>SERIES:</b>	H=High	<b>MODELS:</b>		24 FWD=2-Dr Hatchback (Colt LA=Colt 100/Eagle Vista)	24 RWD=2-Dr Hatchback (Conquest)
L=Low	E=Economy	41 FWD=4-Dr Sedan (Colt LA=Colt 100/Eagle Vista)		24 FWD=2-Dr Hatchback (Colt LC/Colt 200)	41 FWD=4-Dr Sedan (Colt Summit LC/Colt 200)
M=Medium	P=Premium	45 FWD=4WD=Sta.Wgn. (Colt LA)		41 FWD=4-Dr Sedan (Colt Summit LC/Colt 200)	45 FWD=4WD=Sta.Wgn. (Vista)
		H41 FWD=4-Dr Sedan (2000 GTX)		27 RWD=4WD=Sport Utility (Raider)	
		27 RWD=4WD=Pickup(Ram 50,Pwr.Ram 50)			
		NOTE: Colt LA 24-41 models and H41 2000 GTX "are Canada only"			

BRAKE, DISC AND BEARINGS, FRONT  
27, RAIDER

9705 5300



# 1989 IMPORT PARTS CATALOG

Figure 5-5300  
Illus. Page 5-121

## BRAKE, SERVICE

ITEM	PART NUMBER	QTY	BODY	MODEL	DESCRIPTION
BRAKE, DISC AND BEARINGS, FRONT 27, RAIDER					
1	MB526 395	2			SEAL, Oil
2	MB092 749	4			BEARING, Wheel
3	MB407 036	2			DISK, Brake, 4 Cyl., 2.6L
	MB407 038	2			DISC, Brake, 6 Cyl., 3.0L
4	MB290 822	2			HUB, Frt.
5	MB301 509	12			BOLT, Hub
6		2			SHIM
7	MF430 122	12			NUT
8	#MS450 043	12			WASHER, Spring
9	MB151 353	12			BOLT
10	MB092 882	2			SNAP-RING
11	MB297 072	2			NUT, Lock
12	MB297 071	2			WASHER, Lock
13	MB297 073	8			SCREW
14		2			HUB, Auto. Free Wheel
15	MB297 072	2			NUT, Lock
16	MB297 071	2			WASHER, Lock
17	MB297 073	8			SCREW
18	MB290 675	AR			SHIM
19	MB297 069	2			C-RING
20	MB290 569	2			BRAKE KIT
21	MB297 066	2			SPRING, Brake
22	MB569 148	2			HOUSING
23	MB297 050	12			BOLT
24	MB297 065	2			O-RING
25	MB290 729	2			COVER, Auto. Free Wheel Hub
26	MB569 146	2			REPAIR KIT, Free Wheel Auto.
27	MB241 229	2			SHIM SET, Frt. Hub
28	MB297 063	2			SNAP-RING, Housing
29	MB297 062	2			C-RING, Retainer
30	MB290 559	2			GEAR, Drive
31	MB297 061	2			RETAINER
32	MB297 053	2			SNAP-RING, Drive Gear
33	MB297 055	2			C-RING, Slide Gear
34	MB297 052	2			CAM
35	MB290 676	2			HOLDER, Spring
36	MB297 057	2			SPRING SET
37	MB297 056	2			GEAR, Slide
38	MB569 149	2			SPRING, Return
39	MB290 972	2			RETAINER
40	MB290 973	2			WASHER, Thrust

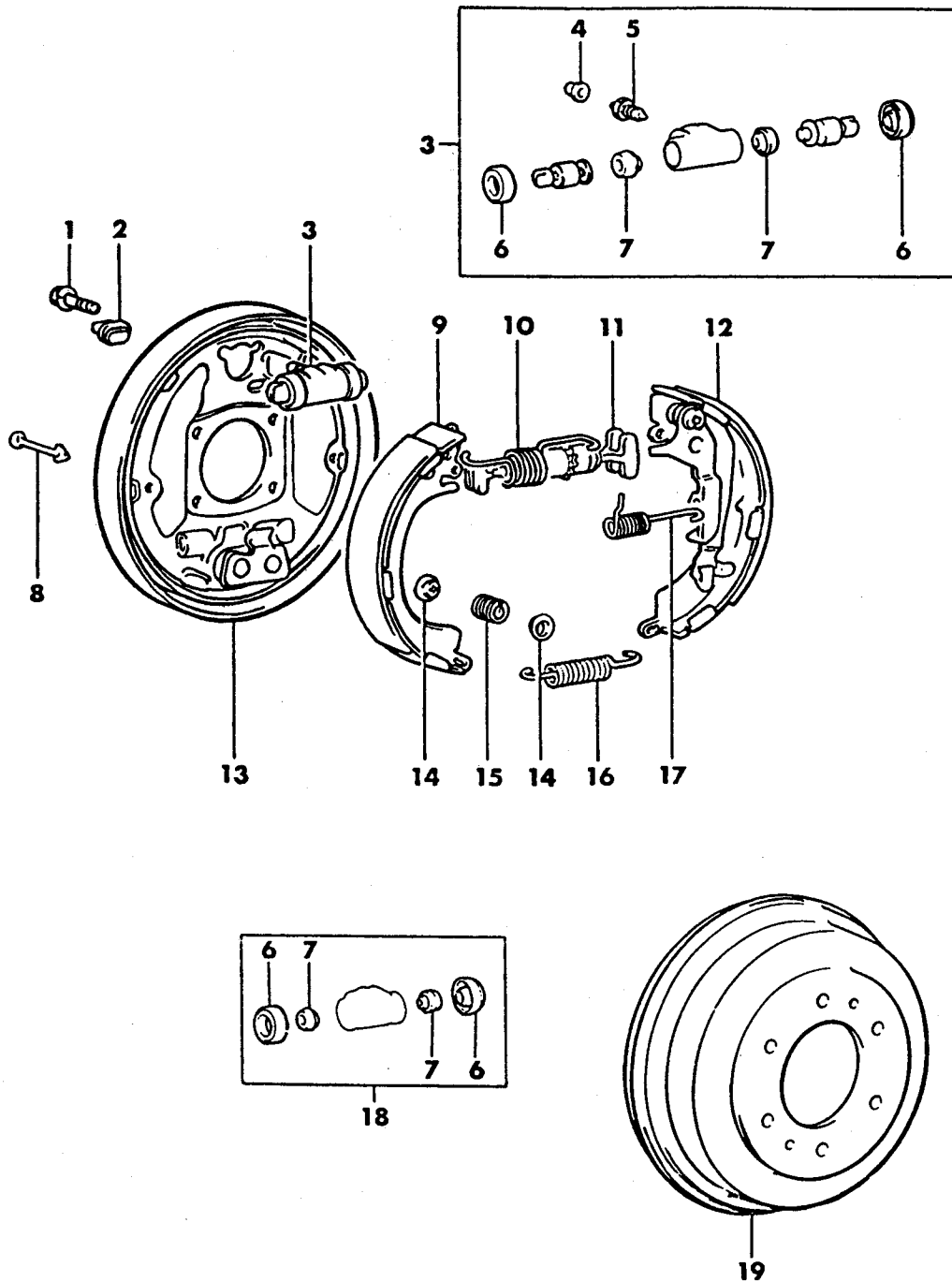
<b>ENGINE:</b>		P=1800 cc	A=2000 cc	<b>TRANS:</b>	A=Automatic
Blank=All		K=1600 cc (w/o Balance Shaft)	F=2600 cc (Car)	Blank=All	M=All Manual
Q=1500 cc		W=2600 cc (Truck)	V=3000 cc		8=4 x 2 Manual
<b>SERIES:</b>	H=High	<b>MODELS:</b> 24 FWD=2-Dr Hatchback (Colt LA=Colt 100/Eagle Vista)		24 RWD=2-Dr Hatchback (Conquest)	
L=Low	E=Economy	41 FWD=4-Dr Sedan (Colt LA=Colt 100/Eagle Vista)		24 FWD=2-Dr Hatchback (Colt LC/Colt 200)	
M=Medium	P=Premium	45 FWD-4WD=Sta.Wgn. (Colt LA)		41 FWD=4-Dr Sedan (Colt Summit LC/Colt 200)	
		H41 FWD=4-Dr Sedan (2000 GTX)		45 FWD-4WD=Sta.Wgn. (Vista)	
		27 RWD-4WD=Pickup(Ram 50,Pwr.Ram 50)		27 4WD=Sport Utility (Raider)	
		NOTE: Colt LA 24-41 models and H41 2000 GTX "are Canada only"			

AR=Use as Required # =New Part Number -- =Non Illustrated Part P.A.R.=Paint as Required

NOVEMBER, 1989

9705 6700

BRAKE, REAR DRUM  
27, RAIDER





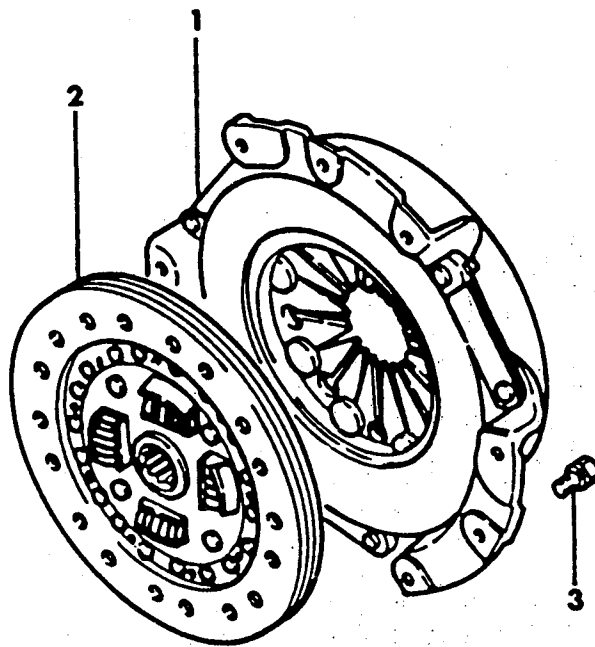
# 1989 IMPORT PARTS CATALOG

Figure 5-6700  
Illus. Page 5-151

## BRAKE, SERVICE

ITEM	PART NUMBER	QTY	BODY	MODEL	DESCRIPTION
BRAKE, REAR DRUM 27, RAIDER					
1	MB193 719	4			BOLT, w/Washer (8x12)
2	#MA111 607	2			COVER, Adjusting Hole
3	#MB238 828	1			CYLINDER, Wheel, Lt.
	#MB238 829	1			Rt.
4	#MV026 287	1			CAP, Bleeder
5	MB366 146	1			SCREW, Bleeder
6		4			BOOT, Piston
7		4			CUP, Piston
8	MA111 859	4			PIN, Shoe Hold Down
9	MB238 114	2			SHOE and LINING
10	MB193 715	1			SPRING, Shoe Return, Lt.
	MB193 716	1			Rt.
11	MB193 708	1			SCREW, Adjusting, Lt.
	MB193 709	1			Rt.
12	MB238 520	1			SHOE and LEVER, Lt.
	MB238 521	1			Rt.
13	#MB500 732	1			PLATE, Backing, Lt.
	#MB500 733	1			Rt.
14	MT100 169	8			CUP, Shoe Hold Down Sprg.
15	MB151 273	4			SPRING, Shoe Hold Down
16	MA151 634	2			SPRING, Shoe Retainer
17	MB238 124	1			SPRING, Adjusting, Lt.
	MB238 125	1			Rt.
18	#MB534 324	2			CYLINDER KIT, Wheel
19	MB534 245	2			DRUM, Rear Brake

<b>ENGINE:</b>		P=1800 cc	A=2000 cc	<b>TRANS:</b>		A=Automatic
Blank=All		K=1600 cc (w/o Balance Shaft)	F=2600 cc (Car)	Blank=All		M=All Manual
Q=1500 cc		W=2600 cc (Truck)	V=3000 cc			8=4 x 2 Manual
<b>SERIES:</b>		H=High	<b>MODELS:</b>	24 FWD=2-Dr Hatchback (Colt LA=Colt 100/Eagle Vista)	24 RWD=2-Dr Hatchback (Conquest)	
L=Low	E=Economy			41 FWD=4-Dr Sedan (Colt LA=Colt 100/Eagle Vista)	24 FWD=2-Dr Hatchback (Colt LC/Colt 200)	
M=Medium	P=Premium			45 FWD=4WD=Sta.Wgn. (Colt LA)	41 FWD=4-Dr Sedan (Colt Summit LC/Colt 200)	
				H41 FWD=4-Dr Sedan (2000 GTX)	45 FWD=4WD=Sta.Wgn. (Vista)	
				27 RWD=4WD=Pickup(Ram 50,Pwr.Ram 50)	27 4WD=Sport Utility (Raider)	
NOTE: Colt LA 24-41 models and H41 2000 GTX "are Canada only"						

**9706 100**CLUTCH  
ALL MODELS

# 1989 IMPORT PARTS CATALOG

Figure 6-100  
Illus. Page 6-3

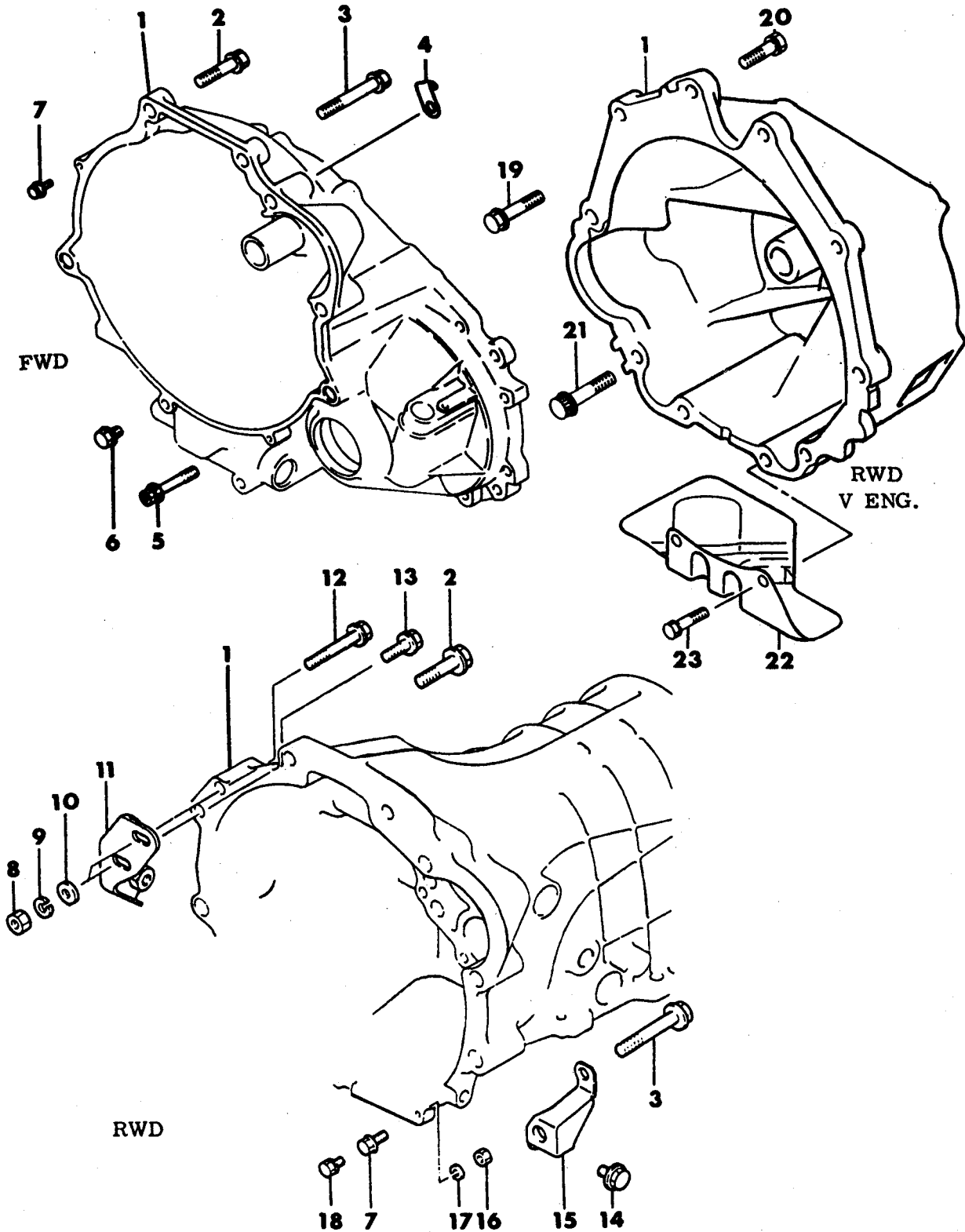
## CLUTCH

ITEM	PART NUMBER	QTY	BODY	MODEL	DESCRIPTION
CLUTCH ALL MODELS					
1	COVER and PLATE ASSEMBLY, Clutch Pressure				
	#MD802 071	1		24,41LC	Q,K Eng. w/o TURBO, 4,5 Speed Trans.
	#MD802 071	1		24LA	Q Eng. 4 Speed Trans.
	MD710 881	1		24,41LA	Q Eng. 5 Speed Trans.
	#MD802 071	1		45 WGN	Q Eng. 5 Speed Trans.
	MD732 564	1		24LC	K Eng. w/TURBO, 5 Speed Trans., Up To Feb. 89
	MD735 732	1		24LC	K Eng. w/TURBO, 5 Speed Trans., After Feb. 89
	MD714 709	1		24,41LA	K Eng. 5 Speed Trans.
	MD732 565	1		45 VISTA	A Eng. 5 Speed Trans.
	MD732 565	1		H41 GALANT	A Eng. w/o DOHC 5 Speed Trans.
	MD732 402	1		H41 GALANT	A Eng. w/DOHC 5 Speed Trans., Up To Feb. 89
	MD734 789	1		H41 GALANT	A Eng. w/DOHC 5 Speed Trans., After Feb. 89
	MD732 565	1		45 4WD-WGN	P Eng. 5 Speed Trans.
	MD732 565	1		45 4WD	A Eng. 5 Speed Trans.
	MD802 092	1		27	A Eng. 5 Speed Trans.
	MD727 707	1		24	F Eng. 5 Speed Trans.
	MD724 736	1		27 RAM	W Eng. 5 Speed Trans.
	MD724 736	1		27 RAIDER	W Eng. 5 Speed Trans.
	MD732 685	1		27 RAIDER	V Eng. 5 Speed Trans.
2	DISC, Clutch				
	#MD719 548	1		24,41LC	Q,K Eng. w/o TURBO, 4,5 Speed Trans.
	#MD719 548	1		24LA	Q Eng. 4 Speed Trans.
	#MD720 064	1		24,41LA	Q Eng. 5 Speed Trans.
	#MD719 548	1		45 WGN	Q Eng. 5 Speed Trans.
	MD724 849	1		24LC	K Eng. w/TURBO 5 Speed Trans.
	#MD719 548	1		24,41LA	K Eng. 5 Speed Trans.
	MD724 849	1		45 VISTA	A Eng. 5 Speed Trans.
	MD724 849	1		H41 GALANT	A Eng. w/o DOHC 5 Speed Trans.
	#MD728 700	1		H41 GALANT	A Eng. w/DOHC 5 Speed Trans.
	#MD721 401	1		45 4WD-WGN	P Eng. 5 Speed Trans.
	MD721 401	1		45 4WD	A Eng. 5 Speed Trans.
	MD724 823	1		27	A Eng. 5 Speed Trans.
	MD728 637	1		24	F Eng. 5 Speed Trans.
	MD723 861	1		27 RAM	W Eng. 5 Speed Trans.
	MD723 861	1		27 RAIDER	W Eng. 5 Speed Trans.
	MD733 468	1		27 RAIDER	V Eng. 5 Speed Trans.
3	MF241 251	6			BOLT, w/Washer, (8x16)

<b>ENGINE:</b>	P=1800 cc	A=2000 cc	<b>TRANS:</b>	A=Automatic
Blank=All	K=1600 cc (w/o Balance Shaft)	F=2600 cc (Car)	Blank=All	M=All Manual
Q=1500 cc	W=2600 cc (Truck)	V=3000 cc		8=4 x 2 Manual
<b>SERIES:</b>	H=High	<b>MODELS:</b>	24 FWD=2-Dr Hatchback (Colt LA=Colt 100/Eagle Vista)	24 RWD=2-Dr Hatchback (Conquest)
L=Low	E=Economy		41 FWD=4-Dr Sedan (Colt LA=Colt 100/Eagle Vista)	24 FWD=2-Dr Hatchback (Colt LC/Colt 200)
M=Medium	P=Premium		45 FWD=4WD=Sta.Wgn. (Colt LA)	41 FWD=4-Dr Sedan (Colt Summit LC/Colt 200)
			H41 FWD=4-Dr Sedan (2000 GTX)	45 FWD=4WD=Sta.Wgn. (Vista)
			27 RWD=4WD=Pickup(Ram 50,Pwr.Ram 50)	27 4WD=Sport Utility (Raider)
NOTE: Colt LA 24-41 models and H41 2000 GTX "are Canada only"				

9706 200

HOUSING, CLUTCH AND MOUNTING BOLTS  
ALL MODELS



# 1989 IMPORT PARTS CATALOG

Figure 6-200  
Illus. Page 6-5

## CLUTCH

ITEM	PART NUMBER	QTY	BODY	MODEL	DESCRIPTION
------	-------------	-----	------	-------	-------------

### HOUSING, CLUTCH AND MOUNTING BOLTS ALL MODELS

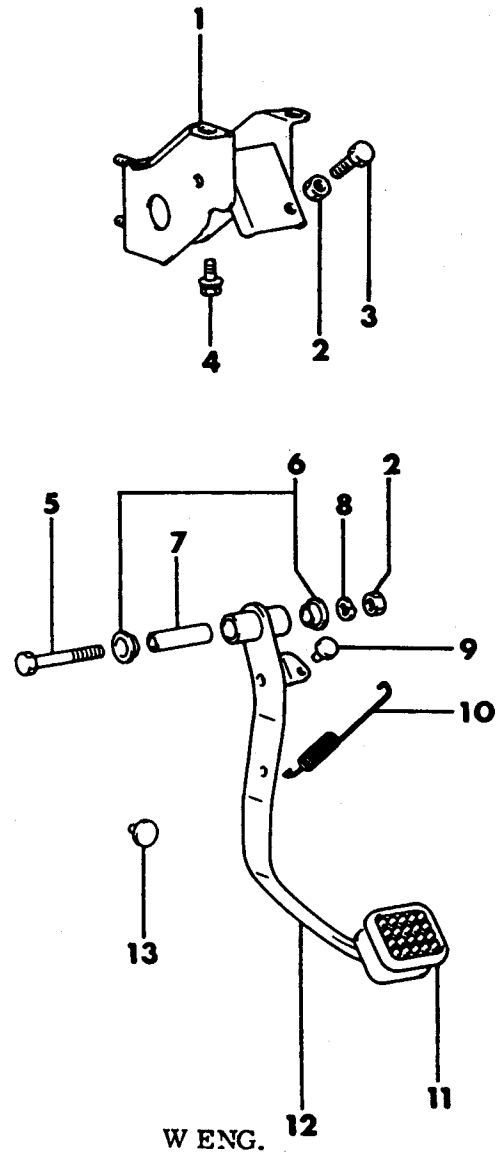
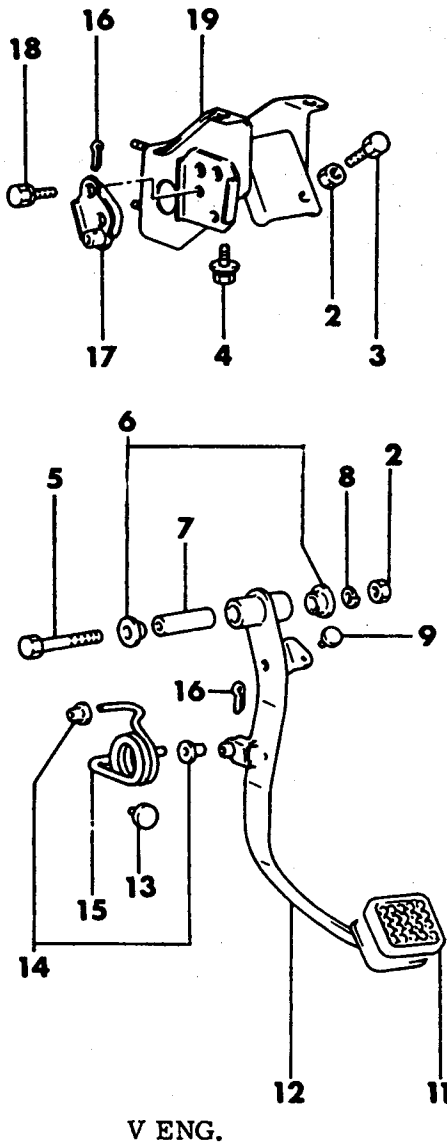
1					HOUSING, Clutch
	MD730 411	1		24,41LC	Q Eng. 4,5 Speed Trans.
	#MD730 411	1		24LA	Q Eng. 4 Speed Trans.
	#MD730 412	1		24,41LA	Q Eng. 5 Speed Trans.
	MD730 411	1		45 WGN	Q Eng. 5 Speed Trans.
	MD726 695	1		41LC	K Eng. w/o TURBO, 5 Speed Trans.
	MD720 901	1		24LC	K Eng. w/TURBO, 5 Speed Trans.
	#MD723 297	1		24,41LA	K Eng. 5 Speed Trans.
	MD715 180	1		45 VISTA	A Eng. 5 Speed Trans.
	MD725 280	1		H41 GALANT	A Eng. w/o DOHC, 5 Speed Trans.
	MD726 695	1		H41 GALANT	A Eng. w/DOHC, 5 Speed Trans.
	MD727 722	1		45 4WD-WGN	P Eng. 5 Speed Trans.
	MD728 427	1		45 4WD	A Eng. 5 Speed Trans.
	MD723 815	1		27 RWD	A Eng. 5 Speed Trans.
	MD725 272	1		27 RWD	W Eng. 5 Speed Trans.
	#MD725 856	1		24 RWD	F Eng. 5 Speed Trans.
	MD725 272	1		27 4WD-RAM	W Eng. 5 Speed Trans.
	MD725 856	1		27 RAIDER	W Eng. 5 Speed Trans.
	ME580 751	1		27 RAIDER	V Eng. 5 Speed Trans.
2	MF140 266	2			BOLT, Flange, (10x40)
3	MF140 271	1		24,41,45	BOLT, Flange, (10x65)
	MF140 271	2		24 RWD	
	MF140 271	1		27	
4	MD704 225	1		24	FASTENER, Cord, Q Eng. 4 Speed Trans.
	MD704 763	1		24,41	
5	MD706 012	1		24,41,45	BOLT, w/Washer, (8x60)
6	MF140 021	1		24,41,45	BOLT, Bell Hsg.& Cover Flange, (8x12)
7	MF241 223	2		24,41,45	BOLT, w/Washer, (6x12)
	MF140 206	2		24 RWD	(6x18)
	MF241 223	2		27	(6x12)
8	MF430 005	2			NUT, (8)
9	MF450 405	2			WASHER, Spring, (8)
10	MF450 005	2		27	WASHER, Plain, (8)
11	MD952 240	1		27 RWD	BRACKET, Clutch Cable Support, A Eng.
	MD703 100	1		27	W Eng.
12	MF140 236	1			BOLT, Flange, (8x55)
13	MS100 941	1			BOLT, Flange, (8x25)
14	MF140 221	1		27	BOLT, Flange, (8x12)
15	#MD705 130	1		27	BRACKET, Clutch Cable Support
16	MF430 004	2			NUT, (6)
17	MF450 404	2			WASHER, Spring, (6)
18	MF140 206	2			BOLT, Flange, (6x18)
19	MF140 292	2			BOLT, Flange, (12x55)
20	MF301 372	4			BOLT, (12x40)
21	MH000 854	4			BOLT, Flange, (14x40)
22	MB577 456	1			BRACKET, Exhaust Clamp
23	#MF241 288	4			BOLT, w/Washer, (10x40)

<b>ENGINE:</b>	P=1800 cc	A=2000 cc	<b>TRANS:</b>	A=Automatic
Blank=All	K=1600 cc (w/o Balance Shaft)	F=2600 cc (Car)	Blank=All	M=All Manual
Q=1500 cc	W=2600 cc (Truck)	V=3000 cc		8=4 x 2 Manual

<b>SERIES:</b>	H=High	<b>MODELS:</b>	24 FWD=2-Dr Hatchback (Colt LA=Colt 100/Eagle Vista)	24 RWD=2-Dr Hatchback (Conquest)
L=Low	E=Economy		41 FWD=4-Dr Sedan (Colt LA=Colt 100/Eagle Vista)	24 FWD=2-Dr Hatchback (Colt LC/Colt 200)
M=Medium	P=Premium		45 FWD=4WD=Sta.Wgn. (Colt LA)	41 FWD=4-Dr Sedan (Colt Summit LC/Colt 200)
			H41 FWD=4-Dr Sedan (2000 GTX)	45 FWD=4WD=Sta.Wgn. (Vista)
			27 RWD=4WD=Pickup(Ram 50,Pwr.Ram 50)	27 4WD=Sport Utility (Raider)
			NOTE: Colt LA 24-41 models and H41 2000 GTX "are Canada only"	

9706 1000

PEDAL, CLUTCH  
27 4WD - RAIDER



# 1989 IMPORT PARTS CATALOG

Figure 6-1000  
Illus. Page 6-19

## CLUTCH

ITEM	PART NUMBER	QTY	BODY	MODEL	DESCRIPTION
PEDAL, CLUTCH 27 4WD - RAIDER					
1	MB238 341	1			BRACKET, Clutch Pedal
2	MF430 122	2			NUT, (10)
3	MS100 135	1			BOLT, (10x35)
4	MS240 139	3			BOLT, w/Washer (8x20)
5	MF104 898	1			BOLT, (10x75)
6	MB316 047	2			BUSHING, Pedal
7	MB151 139	1			SPACER, Pedal
8	MF450 406	1			WASHER, Spring (10)
9	MB151 298	1			STOPPER, Pedal
10	MB277 697	1			SPRING, Return
11	MT146 280	1			PAD, Pedal
12	MB012 591	1			PEDAL, Clutch, W Eng.
	MB012 669	1			V Eng.
13	MA306 227	1			STOPPER, Rubber
14	MB366 536	2			BUSHING, Spring (10x17)
15	MB366 718	1			SPRING, Pedal Return
16	MF472 083	2			PIN, Split (4x25)
17	MB012 677	1			BRACKET, Pedal Support
18	MF140 022	2			BOLT, (8x16)
19	MB012 671	1			BRACKET, Clutch Pedal

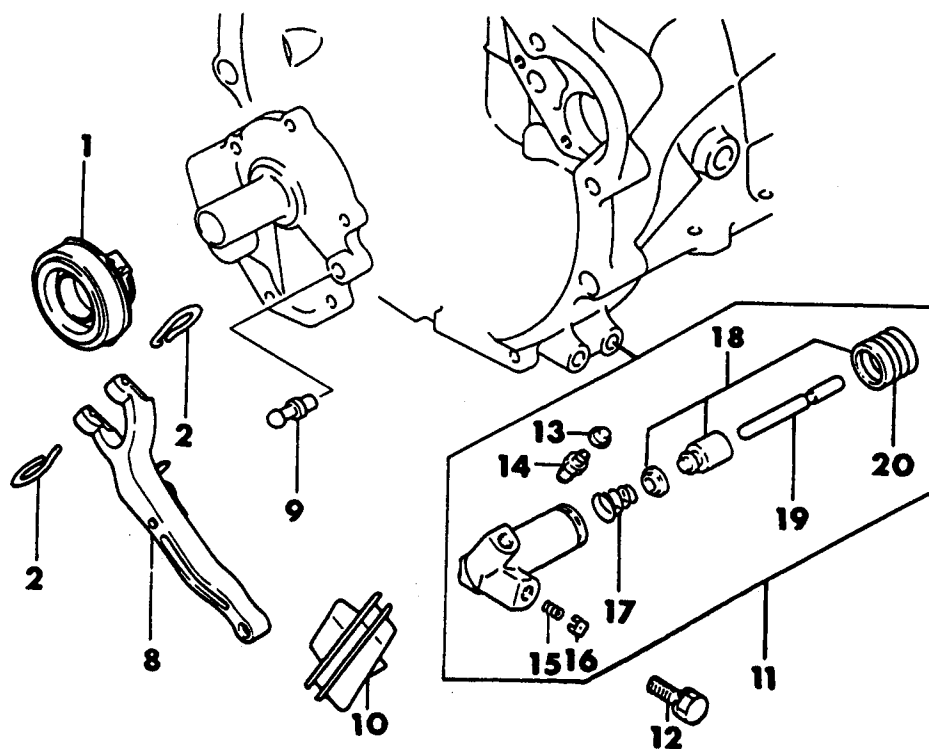
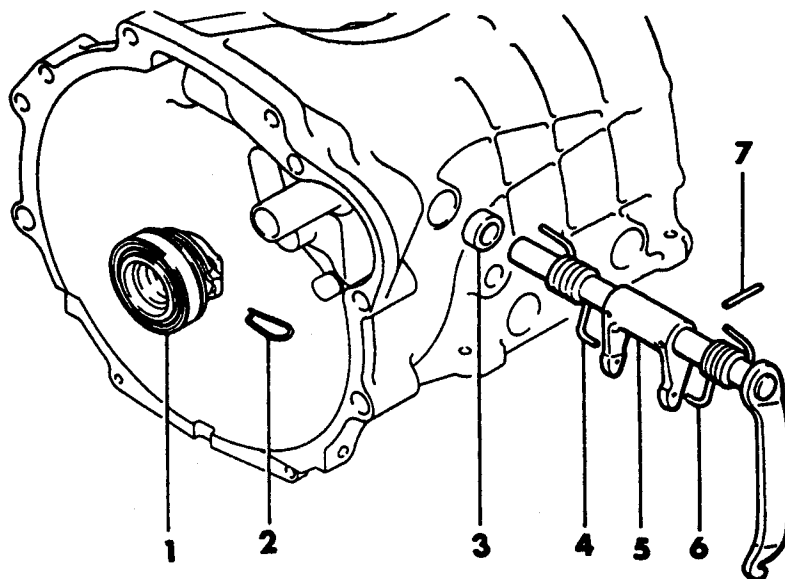
<b>ENGINE:</b>		P=1800 cc	A=2000 cc	<b>TRANS:</b>		A=Automatic
Blank=All		K=1600 cc (w/o Balance Shaft)	F=2600 cc (Car)	Blank=All		M=All Manual
Q=1500 cc		W=2600 cc (Truck)	V=3000 cc			8=4 x 2 Manual
<b>SERIES:</b>		H=High	<b>MODELS:</b>		24 FWD=2-Dr Hatchback (Colt LA=Colt 100/Eagle Vista)	24 RWD=2-Dr Hatchback (Conquest)
L=Low		E=Economy	41 FWD=4-Dr Sedan (Colt LA=Colt 100/Eagle Vista)		24 FWD=2-Dr Hatchback (Colt LC/Colt 200)	41 FWD=4-Dr Sedan (Colt Summit LC/Colt 200)
M=Medium		P=Premium	45 FWD-4WD=Sta.Wgn. (Colt LA)		41 FWD=4-Dr Sedan (Colt Summit LC/Colt 200)	45 FWD-4WD=Sta.Wgn. (Vista)
			H41 FWD=4-Dr Sedan (2000 GTX)		27 RWD-4WD=Pickup(Ram 50,Pwr.Ram 50)	27 4WD=Sport Utility (Raider)
			27 RWD-4WD=Pickup(Ram 50,Pwr.Ram 50)		NOTE: Colt LA 24-41 models and H41 2000 GTX "are Canada only"	

AR=Use as Required # = New Part Number -- Non Illustrated Part P.A.R.=Paint as Required

NOVEMBER, 1989

9706 1500

CONTROLS, CLUTCH  
24 CONQUEST, 27 RAM, POWER RAM, 27 RAIDER





# 1989 IMPORT PARTS CATALOG

Figure 6-1500  
Illus. Page 6-29

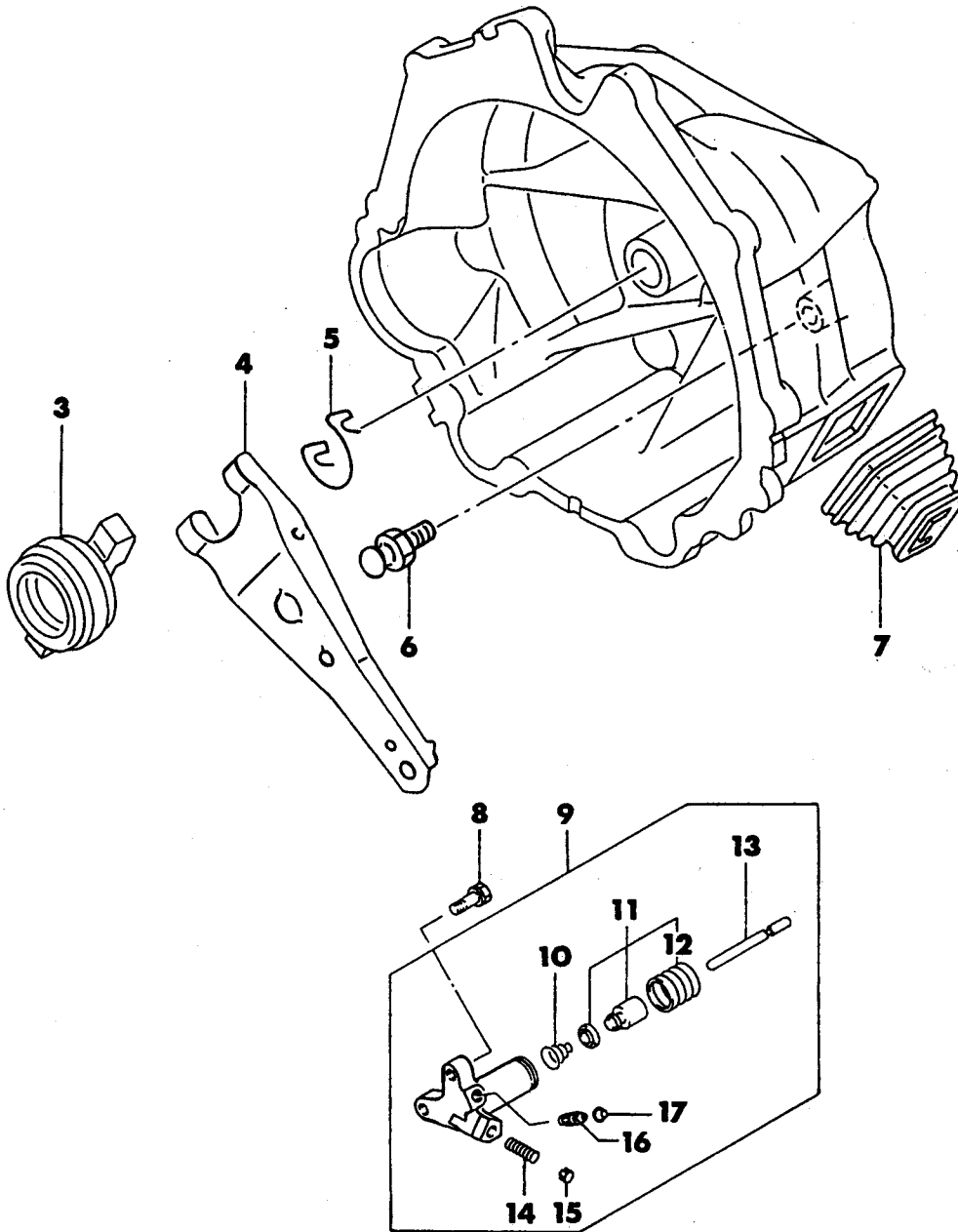
## CLUTCH

ITEM	PART NUMBER	QTY	BODY	MODEL	DESCRIPTION
CONTROLS, CLUTCH					
24 CONQUEST, 27 RAM, POWER RAM, 27 RAIDER					
1	MD703 270	1		27 RAM	BEARING, Clutch Release
	MD719 469	1		24	
	MD719 469	1		27 RAIDER	
2	MD701 242	2			CLIP, Return
3	MD701 285	2		27	PACKING
4	MD703 265	1		27	SPRING, Return (RT), W Eng.
	MD701 249	1		27	(RT), A Eng.
5	MD703 288	1		27	LEVER ASSEMBLY, Clutch Control, W Eng.
	MD703 284	1		27	A Eng.
6	MD703 264	1		27	SPRING, Return (LT), W Eng.
	MD701 250	1		27	(LT), A Eng.
7	MD701 722	2		27	PIN, Spring
8	MD703 275	1			FORK, Release
9	MD715 650	1			FULCRUM, Clutch Release Lever
10	MD703 280	1			BOOT, Release Lever
11	MD712 383	1		27 RAIDER	CYLINDER ASSEMBLY, Clutch Release
	MD710 317	1		24	
12	MF241 284	2			BOLT, w/Washer (10x30)
13	MD701 140	1			CAP, Bleeder Screw
14	MD704 268	1			PLUG, Bleeder
15	MD603 470	1			SPRING, Valve Plate
16	MD603 469	1		27 RAIDER	PLATE, Valve
	MD603 468	1		24	
17	MD603 467	1			SPRING, Conical
18	MD997 786	1			PISTON PACKAGE, Cup and Boot, Cylinder Repair
19	MD603 465	1			ROD, Release Cyl. Push
20	MD603 464	1			BOOT, Release Cylinder

<b>ENGINE:</b>	P=1800 cc	A=2000 cc	<b>TRANS:</b>	A=Automatic
Blank=All	K=1600 cc (w/o Balance Shaft)	F=2600 cc (Car)	Blank=All	M=All Manual
Q=1500 cc	W=2600 cc (Truck)	V=3000 cc		8=4 x 2 Manual
<b>SERIES:</b>	H=High	<b>MODELS:</b>	24 FWD=2-Dr Hatchback (Conquest)	
L=Low	E=Economy	41 FWD=4-Dr Sedan (Colt LA=Colt 100/Eagle Vista)	24 FWD=2-Dr Hatchback (Colt LC/Colt 200)	
M=Medium	P=Premium	45 FWD=4WD=Sta.Wgn. (Colt LA)	41 FWD=4-Dr Sedan (Colt Summit LC/Colt 200)	
		H41 FWD=4-Dr Sedan (2000 GTX)	45 FWD=4WD=Sta.Wgn. (Vista)	
		27 RWD=4WD=Pickup(Ram 50,Pwr.Ram 50)	27 4WD=Sport Utility (Raider)	
NOTE: Colt LA 24-41 models and H41 2000 GTX "are Canada only"				

9706 1600

CONTROLS, CLUTCH  
27 4WD RAIDER  
V ENGINE



# 1989 IMPORT PARTS CATALOG

Figure 6-1600  
Illus. Page 6-31

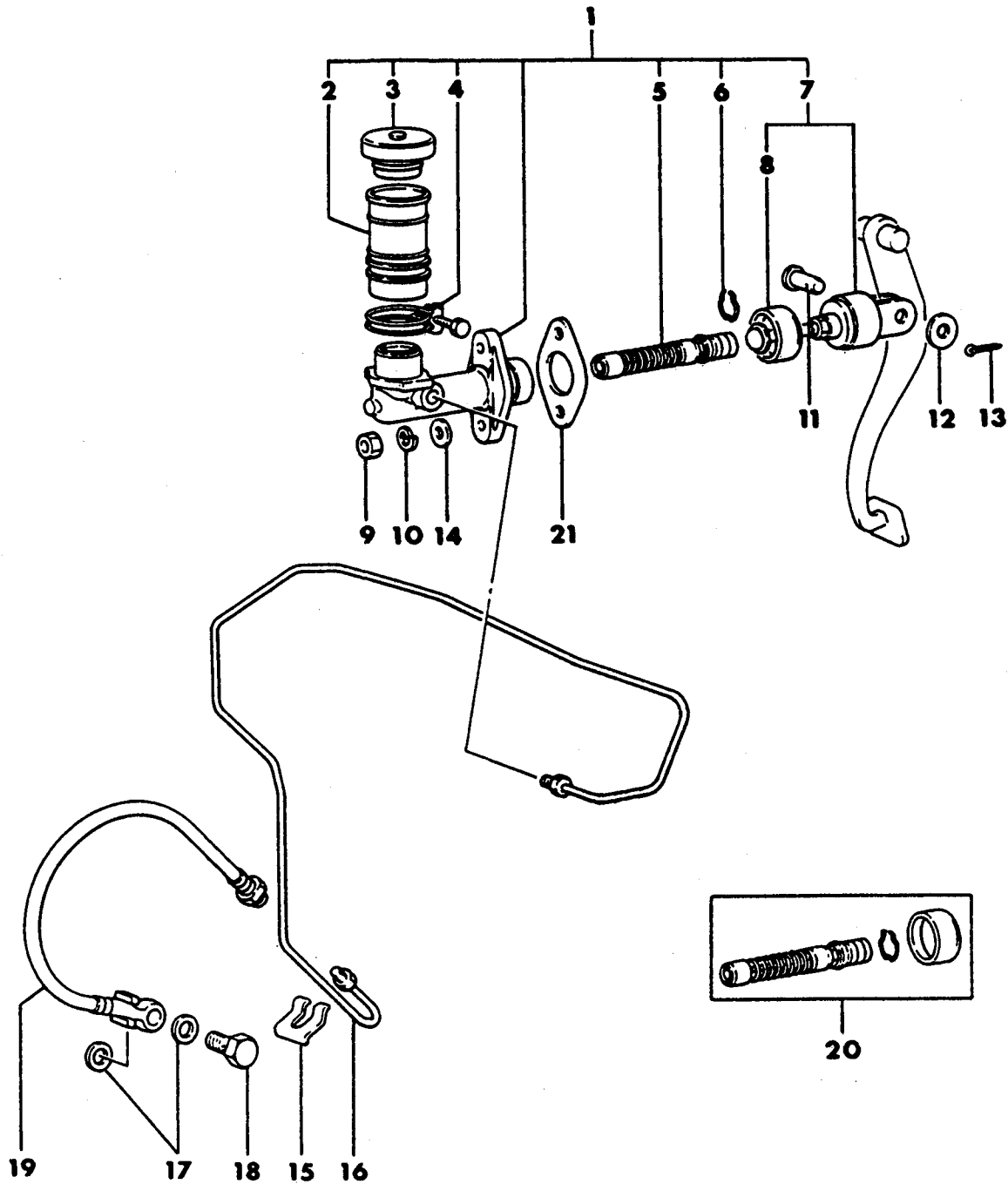
## CLUTCH

ITEM	PART NUMBER	QTY	BODY	MODEL	DESCRIPTION
CONTROLS, CLUTCH					
27 4WD RAIDER					
V ENGINE					
3	ME602 710	1			BEARING, Clutch Release
4	ME580 550	1			FORK, Clutch Release
5	ME600 343	1			SPRING, Clutch Release Fork Return
6	ME601 206	1			FULCRUM, Clutch Release Fork
7	ME600 761	1			COVER, Clutch Release Fork
8	MF241 286	2			BOLT, (10x35 7T)
9	MD730 179	1			CYLINDER ASSEMBLY, Clutch Release
10	MD603 467	1			SPRING, Clutch Release Cyl. Piston Return
11	MD997 786	1			CYLINDER PACKAGE, Clutch Release
12	MD603 464	1			BOOT, Clutch Release Cylinder
13	MD620 425	1			PUSH ROD, Clutch Release Cylinder
14	MD603 470	1			SPRING, Clutch Release Cyl. Plate Valve
15	MD603 469	1			PLATE, Clutch Release Cyl. Valve
16	MD704 268	1			PLUG, Clutch Release Cyl. Bleeder
17	MD701 140	1			CAP, Clutch Rel. Cyl. Bleeder Screw

<b>ENGINE:</b>	P=1800 cc	A=2000 cc	<b>TRANS:</b>	A=Automatic
Blank=All	K=1600 cc (w/o Balance Shaft)	F=2600 cc (Car)	Blank=All	M=All Manual
Q=1500 cc	W=2600 cc (Truck)	V=3000 cc		8=4 x 2 Manual
<b>SERIES:</b>	H=High	<b>MODELS:</b>	24 FWD=2-Dr Hatchback (Colt LA=Colt 100/Eagle Vista)	
L=Low	E=Economy		41 FWD=4-Dr Sedan (Colt LA=Colt 100/Eagle Vista)	
M=Medium	P=Premium		45 FWD=4WD=Sta.Wgn. (Colt LA)	
			H41 FWD=4-Dr Sedan (2000 GTX)	
			27 RWD=4WD=Pickup(Ram 50,Pwr.Ram 50)	
			NOTE: Colt LA 24-41 models and H41 2000 GTX "are Canada only"	
			24 RWD=2-Dr Hatchback (Conquest)	
			24 FWD=2-Dr Hatchback (Colt LC/Colt 200)	
			41 FWD=4-Dr Sedan (Colt Summit LC/Colt 200)	
			45 FWD=4WD=Sta.Wgn. (Vista)	
			27 4WD=Sport Utility (Raider)	

9706 2300

CYLINDER, CLUTCH MASTER  
27 4WD - RAIDER



# 1989 IMPORT PARTS CATALOG

Figure 6-2300  
Illus. Page 6-43

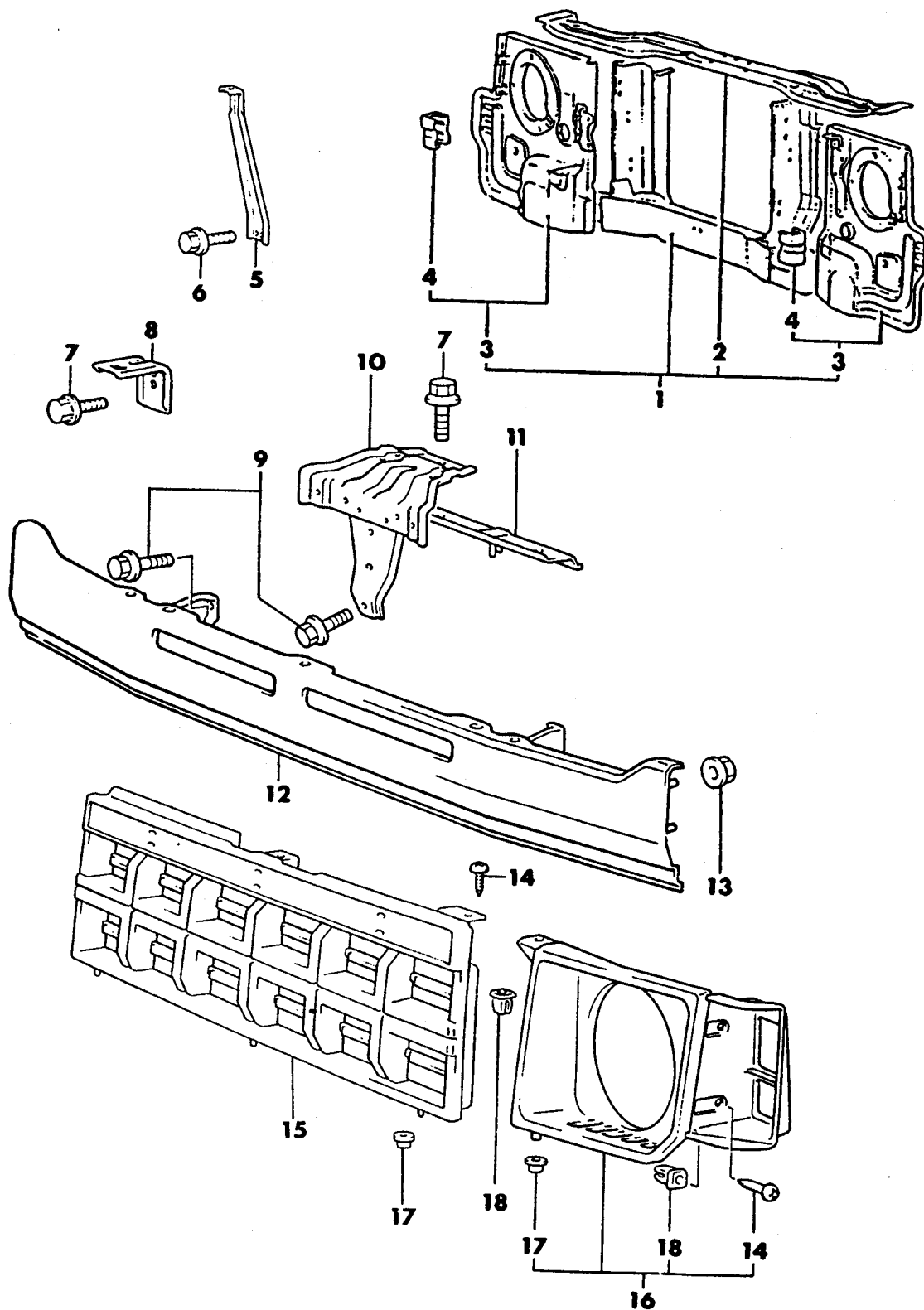
## CLUTCH

ITEM	PART NUMBER	QTY	BODY	MODEL	DESCRIPTION
CYLINDER, CLUTCH MASTER 27 4WD - RAIDER					
1	MB555 115	1			CYLINDER ASSEMBLY, Clutch Master
2	MA115 416	1			RESERVOIR, Oil
3	MB555 135	1			CAP, Reservoir
4	MB012 155	1			BAND, Reservoir
5					PISTON, Clutch Master Cylinder (Serv. in Pkg.)
6					RING, Piston Stop (Serv. in Pkg.)
7	MB012 124	1			ROD ASSEMBLY, Push
8					BOOT, (Serv. in Pkg.)
9	MF430 005	2			NUT, (8)
10	MF450 405	2			WASHER, Spring (8)
11	MF473 490	1			PIN, Clevis (10x20)
12	MF450 006	1			WASHER, Plain (10)
13	MF472 042	1			PIN, Split (2x30)
14	MF450 005	2			WASHER, Plain (8)
15	MA431 825	1			CLIP, Hose
16	#MB012 595	1			TUBE, Clutch, W Eng.
	MB555 111	1			V Eng.
17	MA111 832	2			GASKET
18	MB012 250	1			EYE BOLT
19	MB012 251	1			HOSE, Clutch
20	MB012 161	1			CYLINDER PACKAGE, Clutch Master
21	MB012 077	1			GASKET, Sealer

<b>ENGINE:</b>		P=1800 cc	A=2000 cc	<b>TRANS:</b>		A=Automatic
Blank=All		K=1600 cc (w/o Balance Shaft)	F=2600 cc (Car)	Blank=All		M=All Manual
Q=1500 cc		W=2600 cc (Truck)	V=3000 cc			8=4 x 2 Manual
<b>SERIES:</b>		H=High	<b>MODELS:</b>		24 FWD=2-Dr Hatchback (Colt LA=Colt 100/Eagle Vista)	24 RWD=2-Dr Hatchback (Conquest)
L=Low		E=Economy	41 FWD=4-Dr Sedan (Colt LA=Colt 100/Eagle Vista)		24 FWD=2-Dr Hatchback (Colt LC/Colt 200)	41 FWD=4-Dr Sedan (Colt Summit LC/Colt 200)
M=Medium		P=Premium	45 FWD-4WD=Sta.Wgn. (Colt LA)		45 FWD-4WD=Sta.Wgn. (Vista)	27 4WD=Sport Utility (Raider)
			H41 FWD=4-Dr Sedan (2000 GTX)			
			27 RWD-4WD=Pickup(Ram 50,Pwr.Ram 50)			
			NOTE: Colt LA 24-41 models and H41 2000 GTX "are Canada only"			

GRILLE AND RELATED PARTS  
27 4WD - RAIDER

9707 600



# 1989 IMPORT PARTS CATALOG

Figure 7-600  
Illus. Page 7-15

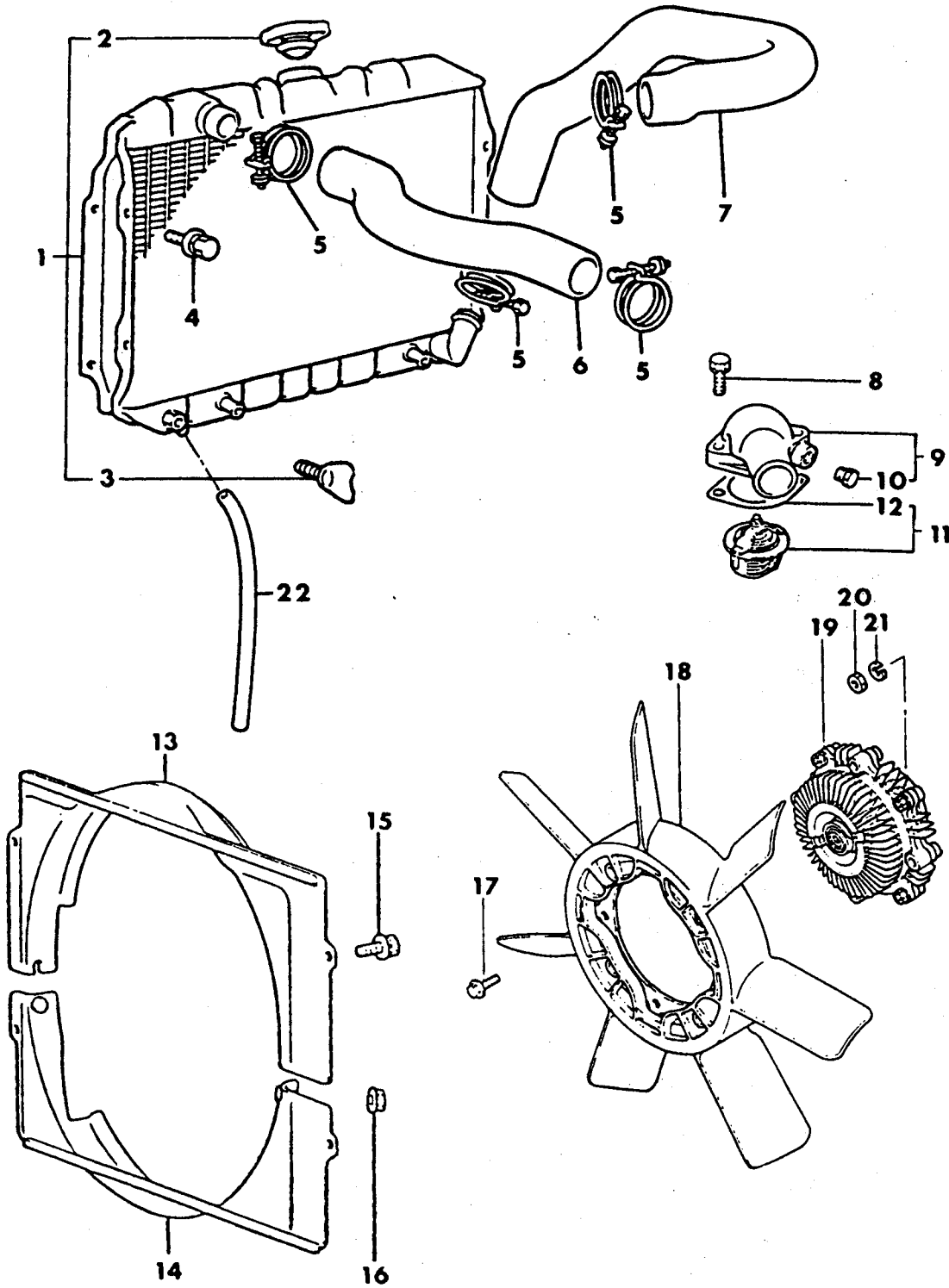
## COOLING

ITEM	PART NUMBER	QTY	BODY	MODEL	DESCRIPTION
GRILLE AND RELATED PARTS					
27 4WD - RAIDER					
1					SUPPORT, Headlamp
	#MB408 588	1			W Eng.
	#MB408 785	1			V Eng.
2	MB408 828	1			BAR, Front End - Upper
3					PANEL, Headlamp Support
	MB408 825	1			Lt.
	MB408 826	1			Rt. W Eng.
	MB408 827	1			Rt. V Eng.
4					BRACKET, Side
	MB408 823	1			Lt.
	MB408 824	1			Rt.
5	MB274 630	1			STAY, Hood Catch
6	MF140 004	2			BOLT, Flange (6x14)
7	MF140 003	10			BOLT, Flange (6x12)
8	MB275 511	2			BRACKET, Radiator Grille
9	MF140 004	4			BOLT, Flange (6x14)
10	MB274 269	1			BRACKET ASSEMBLY, Hood Catch
11					COVER ASSEMBLY, Bridge Panel
	#MB274 271	1			W Eng.
	MB275 708	1			V Eng.
12	MB274 267	1			PANEL ASSEMBLY, Grille Filler
13	MS440 502	4			NUT and WASHER (6)
14	MF453 108	AR			SCREW, Tapping (6x20)
15	MB607 023	1			GRILLE, Radiator
16					BEZEL PACKAGE - Black/Black
	MB377 401	1			Lt.
	MB377 402	1			Rt.
17	MB235 248	AR			SPACER
18	MS480 013	AR			GROMMET, Screw (6)

<b>ENGINE:</b>	P=1800 cc	A=2000 cc	<b>TRANS:</b>	A=Automatic
Blank=All	K=1600 cc (w/o Balance Shaft)	F=2600 cc (Car)	Blank=All	M=All Manual
Q=1500 cc	W=2600 cc (Truck)	V=3000 cc		8=4 x 2 Manual
<b>SERIES:</b>	H=High	<b>MODELS:</b> 24 FWD=2-Dr Hatchback (Colt LA=Colt 100/Eagle Vista)	24 RWD=2-Dr Hatchback (Conquest)	
L=Low	E=Economy	41 FWD=4-Dr Sedan (Colt LA=Colt 100/Eagle Vista)	24 FWD=2-Dr Hatchback (Colt LC/Colt 200)	
M=Medium	P=Premium	45 FWD=4WD=Sta.Wgn. (Colt LA)	41 FWD=4-Dr Sedan (Colt Summit LC/Colt 200)	
		H41 FWD=4-Dr Sedan (2000 GTX)	45 FWD=4WD=Sta.Wgn. (Vista)	
		27 RWD=4WD=Pickup(Ram 50,Pwr.Ram 50)	27 4WD=Sport Utility (Raider)	
		NOTE: Colt LA 24-41 models and H41 2000 GTX "are Canada only"		

9707 1400

RADIATOR AND RELATED PARTS  
W ENGINE  
27 4WD - RAIDER





# 1989 IMPORT PARTS CATALOG

Figure 7-1400  
Illus. Page 7-35

## COOLING

ITEM	PART NUMBER	QTY	BODY	MODEL	DESCRIPTION
RADIATOR AND RELATED PARTS W ENGINE 27 4WD - RAIDER					
1	MB605 273	1			RADIATOR ASSEMBLY
2	MB221 633	1			CAP, Radiator
3	MB008 067	1			PLUG ASSEMBLY, Drain
4	MS240 125	1			BOLT and WASHER (8x20)
5	MA609 112	4			CLAMP
6	MB221 722	1			HOSE, Radiator - Upper
7	MB221 723	1			HOSE, Radiator - Lower
8	MF241 255	2			BOLT and WASHER (8x25)
9	MD061 791	1			FITTING, Water Outlet
10	MD014 929	1			PLUG, Taper (PT-1/8)
11	MD997 221	1			THERMOSTAT and GASKET PACKAGE
12	MD118 040	1			GASKET
13	MB221 785	1			SHROUD, Upper
14	MB221 787	1			SHROUD, Lower
15	MF243 622	4			BOLT and WASHER (6x12)
16	MS440 134	2			NUT, Flange (8)
17	MF140 210	4			BOLT, Flange (6x28)
18	MD011 149	1			FAN, Cooling
19	MD104 576	1			CLUTCH, Fan
20	MF430 004	4			NUT (6)
21	# MF450 004	4			WASHER, Spring (6)
22	MS610 399	1			TUBE, Soft Vinyl

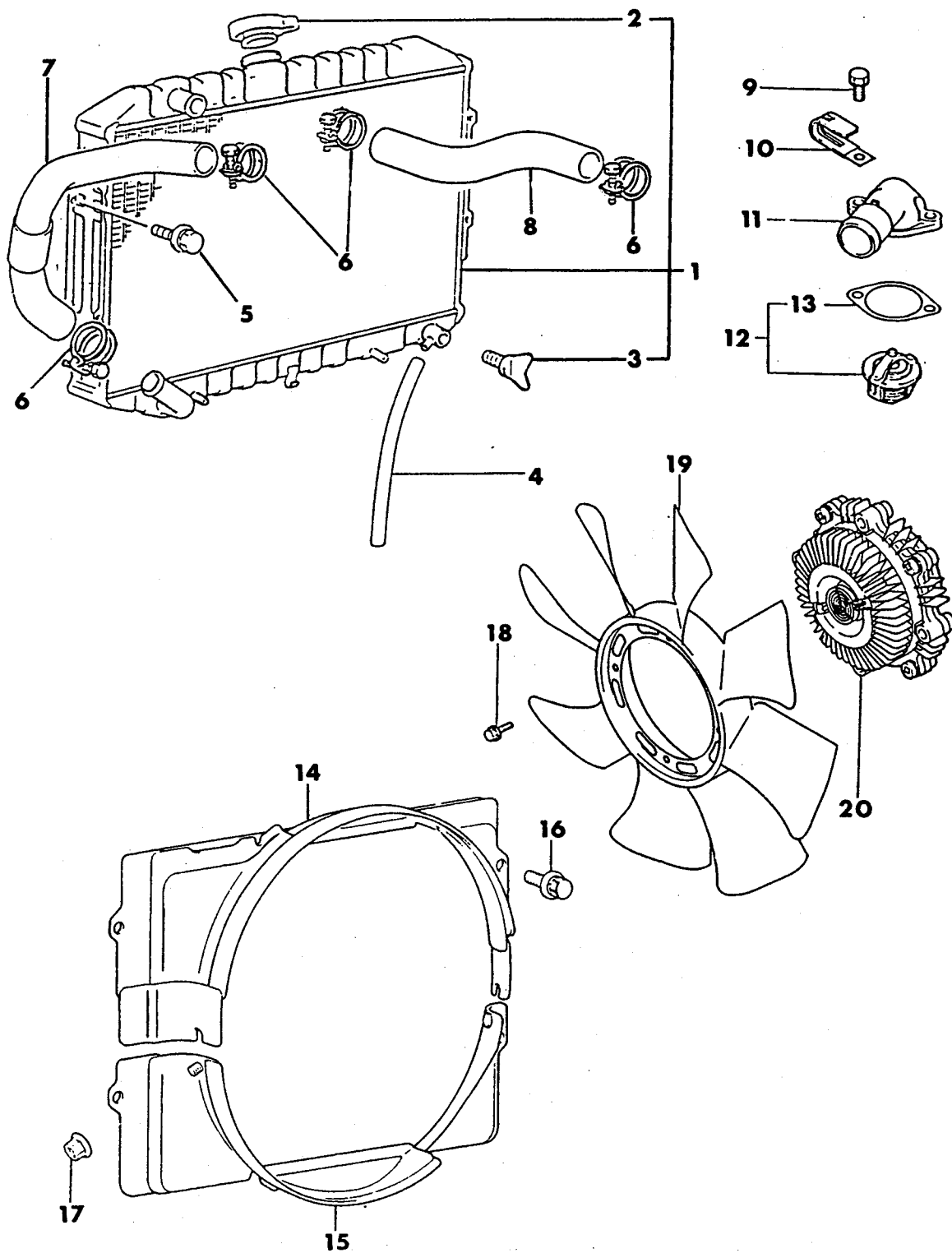
<b>ENGINE:</b>	P=1800 cc	A=2000 cc	<b>TRANS:</b>	A=Automatic
Blank=All	K=1600 cc (w/o Balance Shaft)	F=2600 cc (Car)	Blank=All	M=All Manual
Q=1500 cc	W=2600 cc (Truck)	V=3000 cc		8=4 x 2 Manual
<b>SERIES:</b>	H=High	<b>MODELS:</b>	24 FWD=2-Dr Hatchback (Colt LA=Colt 100/Eagle Vista)	
L=Low	E=Economy		41 FWD=4-Dr Sedan (Colt LA=Colt 100/Eagle Vista)	
M=Medium	P=Premium		45 FWD-4WD=Sta.Wgn. (Colt LA)	
			H41 FWD=4-Dr Sedan (2000 GTX)	
			27 RWD-4WD=Pickup(Ram 50,Pwr.Ram 50)	
			NOTE: Colt LA 24-41 models and H41 2000 GTX "are Canada only"	
			24 RWD=2-Dr Hatchback (Conquest)	
			24 FWD=2-Dr Hatchback (Colt LC/Colt 200)	
			41 FWD=4-Dr Sedan (Colt Summit LC/Colt 200)	
			45 FWD-4WD=Sta.Wgn. (Vista)	
			27 4WD=Sport Utility (Raider)	

AR=Use as Required # =New Part Number --=Non Illustrated Part P.A.R.=Paint as Required

NOVEMBER, 1989

9707 1500

RADIATOR AND RELATED PARTS  
V ENGINE  
27 4WD - RAIDER



## COOLING

ITEM	PART NUMBER	QTY	BODY	MODEL	DESCRIPTION
------	-------------	-----	------	-------	-------------

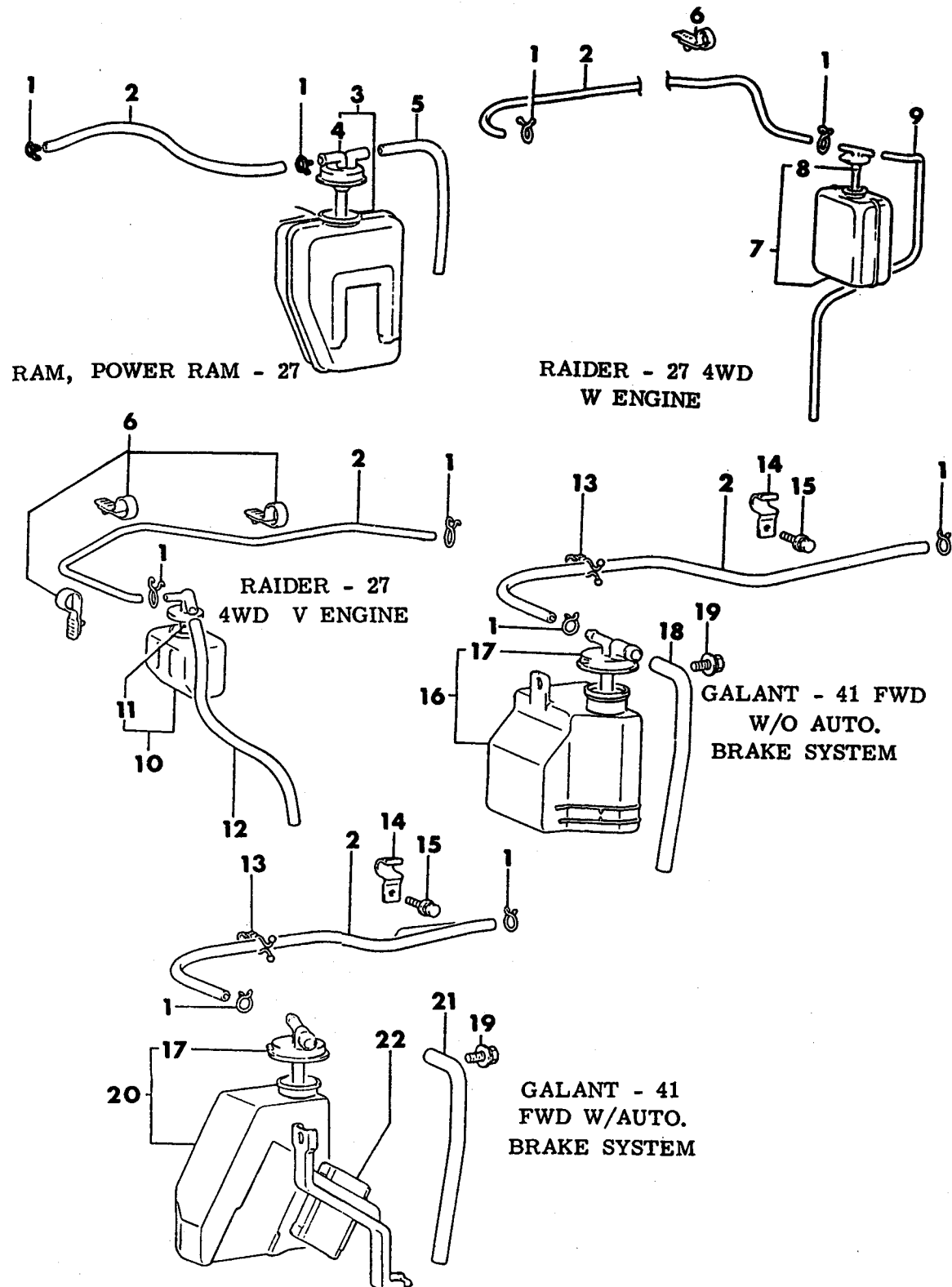
RADIATOR AND RELATED PARTS  
V ENGINE  
27 4WD - RAIDER

1					RADIATOR ASSEMBLY
	MB538 805	1			5 Speed
	# MB538 806	1			A Trans.
2	MB605 277	1			CAP, Radiator
3	MB008 067	1			PLUG ASSEMBLY, Drain
4	MS610 399	1			TUBE, Soft Vinyl
5	MS240 125	4			BOLT and WASHER (8x20 4T)
6	MA609 112	4			CLAMP
7	MB538 804	1			HOSE, Radiator - Lower
8	MB538 803	1			HOSE, Radiator - Upper
9	MF241 555	2			BOLT (8x25)
10	MB344 302	1			CLIP
11	# MD097 041	1			FITTING, Water Outlet
12	MD997 221	1			THERMOSTAT and GASKET PACKAGE
13	MD118 040	1			GASKET
14	MB538 809	1			SHROUD, Radiator Fan - Upper
15	MB538 810	1			SHROUD, Radiator Fan - Lower
16	MF243 622	4			BOLT (6x12 4T)
17	MS440 134	2			NUT, Flange (8)
18	# MF140 208	4			BOLT, Flange (6x22 7T)
19	MD050 475	1			FAN, Radiator
20	MD142 419	1			CLUTCH, Fan

<b>ENGINE:</b>	P=1800 cc	A=2000 cc	<b>TRANS:</b>	A=Automatic
Blank=All	K=1600 cc (w/o Balance Shaft)	F=2600 cc (Car)	Blank=All	M=All Manual
Q=1500 cc	W=2600 cc (Truck)	V=3000 cc		8=4 x 2 Manual
<b>SERIES:</b>	H=High	<b>MODELS:</b> 24 FWD=2-Dr Hatchback (Colt LA=Colt 100/Eagle Vista)		
L=Low	E=Economy	41 FWD=4-Dr Sedan (Colt LA=Colt 100/Eagle Vista)		
M=Medium	P=Premium	45 FWD-4WD=Sta.Wgn. (Colt LA)		
		H41 FWD=4-Dr Sedan (2000 GTX)		
		27 RWD-4WD=Pickup(Ram 50,Pwr.Ram 50)		
		NOTE: Colt LA 24-41 models and H41 2000 GTX "are Canada only"		
		24 RWD=2-Dr Hatchback (Conquest)		
		24 FWD=2-Dr Hatchback (Colt LC/Colt 200)		
		41 FWD=4-Dr Sedan (Colt Summit LC/Colt 200)		
		45 FWD-4WD=Sta.Wgn. (Vista)		
		27 4WD=Sport Utility (Raider)		

9707 1800 A

CONDENSER TANKS  
PAGE 2 OF 2



# 1989 IMPORT PARTS CATALOG

Figure 7-1800  
Illus. Page 7-43

## COOLING

ITEM	PART NUMBER	QTY	BODY	MODEL	DESCRIPTION
------	-------------	-----	------	-------	-------------

### CONDENSER TANKS

PAGE 2 OF 2

1	MS660 205	2			CLIP, Hose (11)
2	MS600 699	1			HOSE (7x450) (serv. in 394" roll)
3	MB356 318	1			TANK ASSEMBLY, Condenser
4	MB283 428	1			CAP, Condenser Tank
5	MB356 616	1			HOSE, Rubber
6	MS470 402	1			BAND, Cable (55)
7	MB605 151	1			TANK, Condenser
8	MB283 428	1			CAP, Condenser Tank
9	MB356 616	1			HOSE, Rubber
10	MB605 260	1			TANK ASSEMBLY, Condenser
11	MB598 036	1			CAP, Condenser Tank
12	MB605 272	1			HOSE, Rubber
13	MB356 186	1			CLIP, Condenser Tank
14	MB605 066	1			CLAMP, Condenser Tank
15					BOLT (6x12 4T)
	MF243 622	1			up to July 1988
	MF100 029	1			after Aut. 1988
16	MB356 969	1			TANK ASSEMBLY, Condenser - w/o Automatic Brake System
17	MB283 428	1			CAP, Condenser Tank
18	MB356 974	1			HOSE, Condenser Tank - w/o Automatic Brake System
19	# MF243 649	1			BOLT and WASHER (8x16 4T)
20	MB356 970	1			TANK ASSEMBLY, Condenser - w/Automatic Brake System
21	MB538 979	1			HOSE, Condenser Tank - w/Automatic Brake System
22	MB356 971	1			BRACKET, Condenser Tank

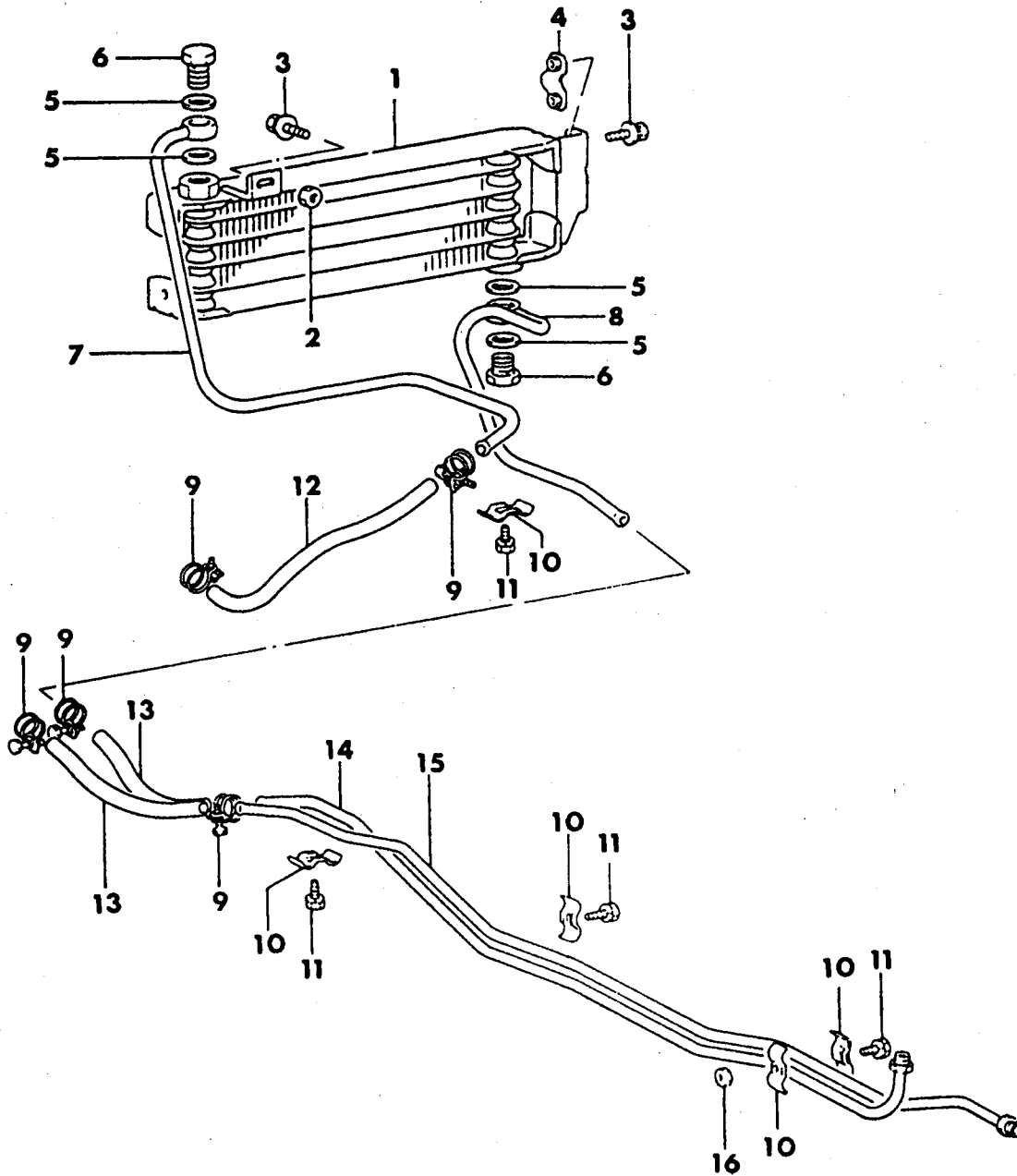
<b>ENGINE:</b>	P=1800 cc	A=2000 cc	<b>TRANS:</b>	A=Automatic
Blank=All	K=1600 cc (w/o Balance Shaft)	F=2600 cc (Car)	Blank=All	M=All Manual
Q=1500 cc	W=2600 cc (Truck)	V=3000 cc		8=4 x 2 Manual
<b>SERIES:</b>	H=High	<b>MODELS:</b>	24 FWD=2-Dr Hatchback (Colt LA=Colt 100/Eagle Vista)	24 RWD=2-Dr Hatchback (Conquest)
L=Low	E=Economy		41 FWD=4-Dr Sedan (Colt LA=Colt 100/Eagle Vista)	24 FWD=2-Dr Hatchback (Colt LC/Colt 200)
M=Medium	P=Premium		45 FWD-4WD=Sta.Wgn. (Colt LA)	41 FWD=4-Dr Sedan (Colt Summit LC/Colt 200)
			H41 FWD=4-Dr Sedan (2000 GTX)	45 FWD-4WD=Sta.Wgn. (Vista)
			27 RWD-4WD=Pickup(Ram 50,Pwr.Ram 50)	27 4WD=Sport Utility (Raider)
			NOTE: Colt LA 24-41 models and H41 2000 GTX "are Canada only"	

AR=Use as Required # =New Part Number --Non Illustrated Part P.A.R.=Paint as Required

NOVEMBER, 1989

9707 2500

OIL COOLER AND LINES  
27 4WD - RAIDER



# 1989 IMPORT PARTS CATALOG

Figure 7-2500  
Illus. Page 7-57

## COOLING

ITEM	PART NUMBER	QTY	BODY	MODEL	DESCRIPTION
OIL COOLER AND LINES 27 4WD - RAIDER					
1	MB010 670	1			COOLER, Oil
2	# MU430 002	1			NUT (10)
3	# MF243 649	3			BOLT and WASHER (8x16)
4	MB033 268	1			NUT, Retainer
5	MB033 054	4			GASKET
6	MB033 025	2			BOLT, Eye (16x33)
7	MB010 669	1			TUBE, Oil Return
8	MB010 668	1			TUBE, Oil Feed
9	# MU470 081	6			CLAMP, Hose (17)
10	# MB033 459	5			CLAMP, Oil Cooler Tube
11	MF240 027	4			BOLT and WASHER (6x20)
12	MB010 495	1			HOSE, Oil Cooler Line
13	# MB010 457	2			HOSE, Oil Cooler
14	MB010 664	1			TUBE, Oil Cooler Feed
15	MB010 665	1			TUBE, Oil Cooler Return
16	MF430 004	1			NUT (6)

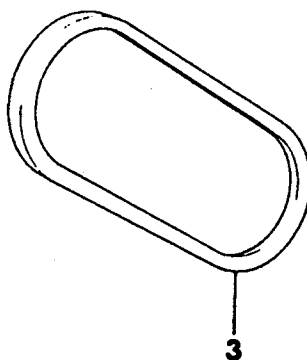
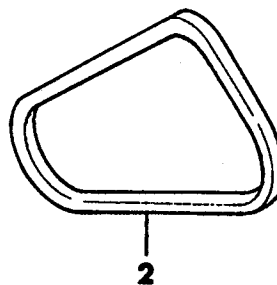
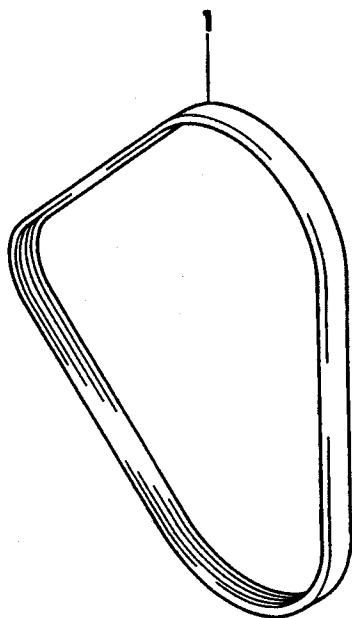
<b>ENGINE:</b>		P=1800 cc	A=2000 cc	<b>TRANS:</b>	A=Automatic
Blank=All		K=1600 cc (w/o Balance Shaft)	F=2600 cc (Car)	Blank=All	
Q=1500 cc		W=2600 cc (Truck)	V=3000 cc	M=All Manual	
				8=4 x 2 Manual	
<b>SERIES:</b>	H=High	<b>MODELS:</b>	24 FWD=2-Dr Hatchback (Colt LA=Colt 100/Eagle Vista)	24 RWD=2-Dr Hatchback (Conquest)	
L=Low	E=Economy		41 FWD=4-Dr Sedan (Colt LA=Colt 100/Eagle Vista)	24 FWD=2-Dr Hatchback (Colt LC/Colt 200)	
M=Medium	P=Premium		45 FWD=4WD=Sta.Wgn. (Colt LA)	41 FWD=4-Dr Sedan (Colt Summit LC/Colt 200)	
			H41 FWD=4-Dr Sedan (2000 GTX)	45 FWD=4WD=Sta.Wgn. (Vista)	
			27 RWD=4WD=Pickup(Ram 50,Pwr.Ram 50)	27 4WD=Sport Utility (Raider)	
			NOTE: Colt LA 24-41 models and H41 2000 GTX "are Canada only"		

AR=Use as Required # =New Part Number - =Non Illustrated Part P.A.R.=Paint as Required

NOVEMBER, 1989

**9707 2800**

## DRIVE BELTS





# 1989 IMPORT PARTS CATALOG

Figure 7-2800  
Illus. Page 7-63


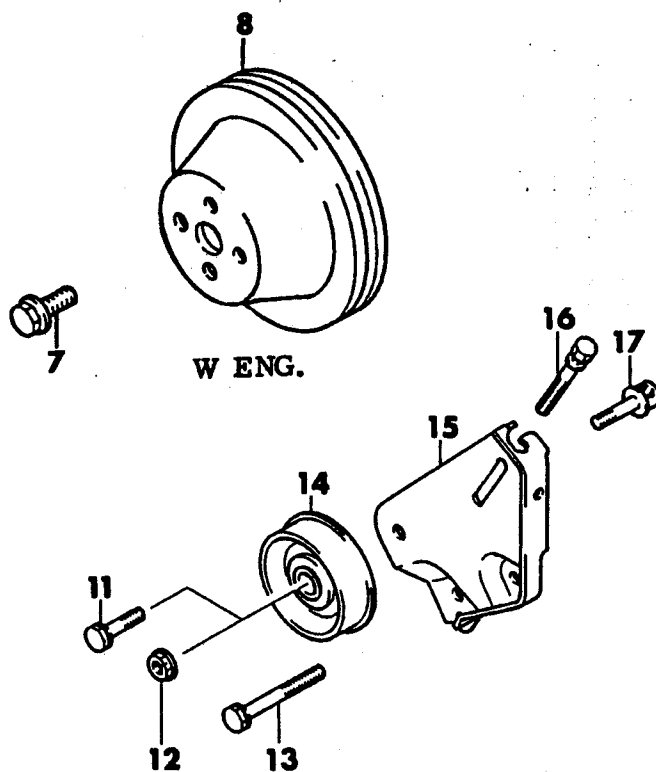
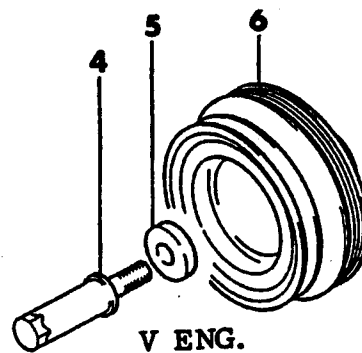
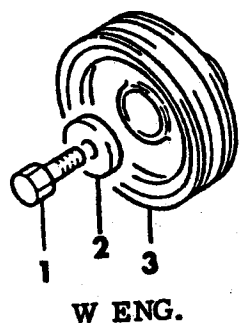
## COOLING

ITEM	PART NUMBER	QTY	BODY	MODEL	DESCRIPTION
DRIVE BELTS					
1	BELT, Water Pump Drive				
	MD117 356	1		24,41 LC	Q Eng.
	MD111 147	1		24,41 LC	K Eng.
	MD069 671	1		24,41 LA	Q Eng. M Trans. (B4040340)
	MD106 658	1		24,41 LA	Q Eng. A Trans.
	MD069 672	1		24,41 LA	K Eng. (B4040371)
	MD106 658	1		45 LA	Q Eng.
	MD069 672	1		45 LA	P Eng. (B4040372)
	MD127 134	1		24 RWD	F Eng.
	MD074 251	1		45	A Eng. (B4040385)
	MD026 572	1		27 RWD	A Eng. (B0013381) up to Jan. 1989
	MD150 399	1		27 RWD	after Feb. 1989
	MD025 826	1		27 RAM	W Eng. (B0013375)
	MD075 186	1		27 RAIDER	W Eng.
	MD142 117	1		27 RAIDER	V Eng.
	MD122 602	1		41 FWD	A Eng. w/o Dual Overhead Cam
	MD137 594	1		41 FWD	A Eng. w/Dual Overhead Cam
2	BELT, Air Conditioning Drive				
	MB332 253	1		24,41 LC	Q Eng.
	MB439 714	1		24 LC	K Eng.
	MB439 336	1		41 LC	K Eng. 5 Speed
	MB439 714	1		41 LC	K Eng. A Trans.
	MB167 063	1		24,41 LA	Q Eng.
	MB167 066	1		24,41 LA	K Eng. (B0017371)
	MB199 599	1		24 RWD	F Eng.
	MB167 067	1		45	A Eng.
	MB272 653	1		27 RWD	A Eng.
	MB438 517	1		27 RAM	W Eng.
	MB239 498	1		27 RAIDER	W Eng.
	MB568 413	1		27 RAIDER	V Eng.
	MB439 336	1		41 FWD	A Eng. 5 Speed
	MB439 714	1		41 FWD	A Eng. A Trans.
3	BELT, Power Steering Drive				
	MB553 431	1		24,41 LC	Q Eng.
	MB553 392	1		24,41 LC	K Eng.
	MB553 742	1		24,41 LA	Q Eng.
	MB553 391	1		41 LA	K Eng. 5 Speed
	MB288 838	1		45 LA	Q Eng.
	MB553 391	1		45 LA	P Eng.
	MB166 411	1		24 RWD	F Eng. (B0017295)
	MB553 392	1		45	A Eng.
	MB192 976	1		27 RWD	A Eng. (B0017391)
	MB166 411	1		27 RAM	W Eng. (B0017295)
	MB166 411	1		27 RAIDER	W Eng. (B0017295)
	MB553 430	1		27 RAIDER	V Eng.
	MB553 391	1		41 FWD	A Eng. w/o Dual Overhead Cam
	MB553 428	1		41 FWD	A Eng. w/Dual Overhead Cam

<b>ENGINE:</b>	P=1800 cc	A=2000 cc	<b>TRANS:</b>	A=Automatic
Blank=All	K=1600 cc (w/o Balance Shaft)	F=2600 cc (Car)	Blank=All	M=All Manual
Q=1500 cc	W=2600 cc (Truck)	V=3000 cc		8=4 x 2 Manual
<b>SERIES:</b>	H=High	<b>MODELS:</b>	24 FWD=2-Dr Hatchback (Colt LA=Colt 100/Eagle Vista)	24 RWD=2-Dr Hatchback (Conquest)
L=Low	E=Economy		41 FWD=4-Dr Sedan (Colt LA=Colt 100/Eagle Vista)	24 FWD=2-Dr Hatchback (Colt LC/Colt 200)
M=Medium	P=Premium		45 FWD=4WD=Sta.Wgn. (Colt LA)	41 FWD=4-Dr Sedan (Colt Summit LC/Colt 200)
			H41 FWD=4-Dr Sedan (2000 GTX)	45 FWD=4WD=Sta.Wgn. (Vista)
			27 RWD=4WD=Pickup(Ram 50,Pwr.Ram 50)	27 4WD=Sport Utility (Raider)
			NOTE: Colt LA 24-41 models and H41 2000 GTX "are Canada only"	

9707 3500 C

DRIVE PULLEYS  
27 4WD - RAIDER



# 1989 IMPORT PARTS CATALOG

Figure 7-3500

Illus. Page 7-77

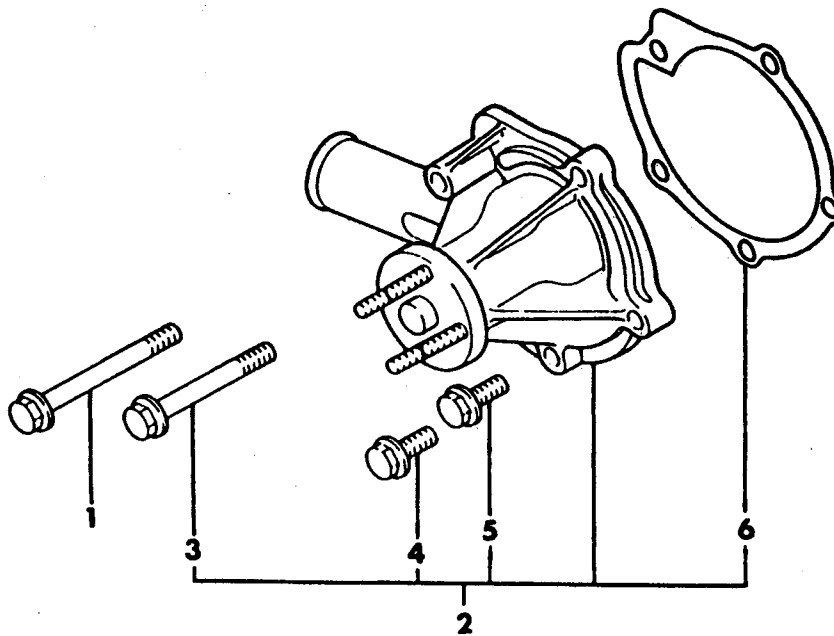
## COOLING

ITEM	PART NUMBER	QTY	BODY	MODEL	DESCRIPTION
DRIVE PULLEYS					
27 4WD - RAIDER					
1	MD020 830	1			BOLT, Crankshaft Pulley
2	MD020 831	1			WASHER, Special
3	MD074 403	1			PULLEY, Crankshaft
4	MD138 069	1			BOLT, Crankshaft (14x40)
5	MD096 930	1			WASHER, Crankshaft
6	MD141 468	1			PULLEY, Crankshaft
7	MF140 210	4			BOLT, Flange (6x28)
8	MD075 187	1			PULLEY, Water Pump
9	MF140 206	4			BOLT, Flange (6x18 7T)
10	MD139 368	1			PULLEY, Water Pump
11	MF241 288	1			BOLT and WASHER (10x40)
12	MF434 105	1			NUT, Flange (10x4T)
13	MF301 358	1			BOLT and WASHER (10x85)
14	MD102 451	2			TENSIONER, Alternator Drive Belt
15	MD142 080	1			BRACKET, Belt Tensioner
16	MD106 821	1			BOLT
17	MD124 336	1			STUD, Tensioner Adjust

<b>ENGINE:</b>		P=1800 cc	A=2000 cc	<b>TRANS:</b>	A=Automatic
Blank=All		K=1600 cc (w/o Balance Shaft)	F=2600 cc (Car)	Blank=All	M=All Manual
Q=1500 cc		W=2600 cc (Truck)	V=3000 cc		8=4 x 2 Manual
<b>SERIES:</b>	H=High	<b>MODELS:</b> 24 FWD=2-Dr Hatchback (Colt LA=Colt 100/Eagle Vista)		24 RWD=2-Dr Hatchback (Conquest)	
L=Low	E=Economy	41 FWD=4-Dr Sedan (Colt LA=Colt 100/Eagle Vista)		24 FWD=2-Dr Hatchback (Colt LC/Colt 200)	
M=Medium	P=Premium	45 FWD-4WD=Sta.Wgn. (Colt LA)		41 FWD=4-Dr Sedan (Colt Summit LC/Colt 200)	
		H41 FWD=4-Dr Sedan (2000 GTX)		45 FWD-4WD=Sta.Wgn. (Vista)	
		27 RWD-4WD=Pickup(Ram 50,Pwr.Ram 50)		27 4WD=Sport Utility (Raider)	
		NOTE: Colt LA 24-41 models and H41 2000 GTX "are Canada only"			

9707 4000

WATER PUMP  
F AND W ENGINES



# 1989 IMPORT PARTS CATALOG

Figure 7-4000  
Illus. Page 7-87

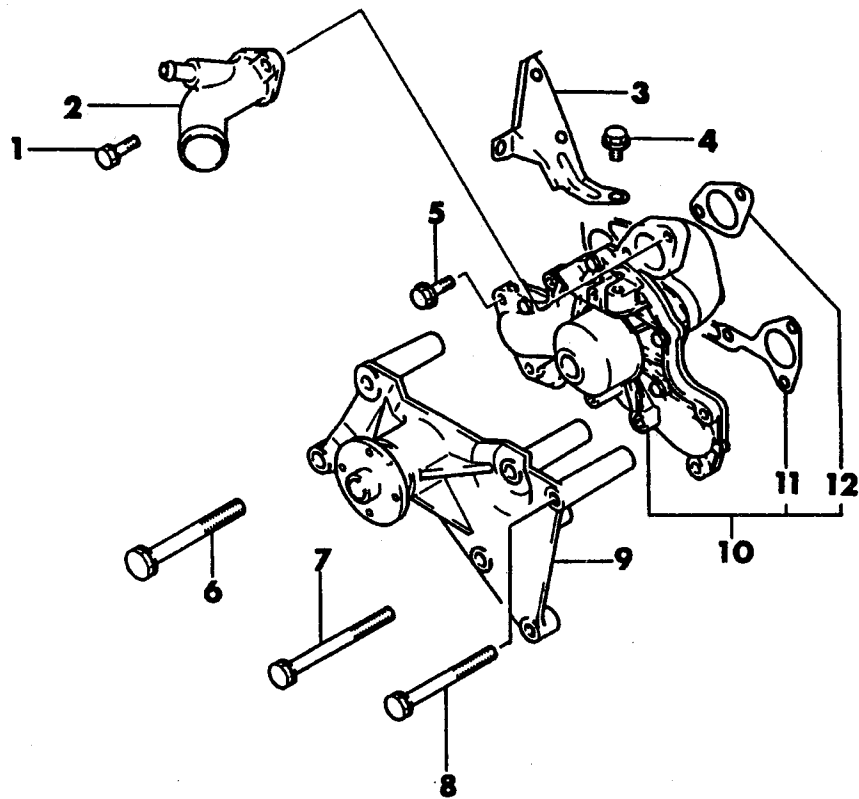
## COOLING

ITEM	PART NUMBER	QTY	BODY	MODEL	DESCRIPTION
------	-------------	-----	------	-------	-------------

### WATER PUMP F AND W ENGINES

1	MS101 249	1			BOLT, Flange (8x88)
2		1			WATER PUMP and GASKET PACKAGE
	MD997 404	1			F Eng.
	MD997 178	1			W Eng.
3	MS101 247	1			BOLT, Flange (8x78)
4	MF140 028	3			BOLT, Flange (8x28)
5	MS101 239	1			BOLT, Flange (8x23)
6	MD021 495	1			GASKET, Water Pump

<b>ENGINE:</b>	P=1800 cc	A=2000 cc	<b>TRANS:</b>	A=Automatic
Blank=All	K=1600 cc (w/o Balance Shaft)	F=2600 cc (Car)	Blank=All	M=All Manual
Q=1500 cc	W=2600 cc (Truck)	V=3000 cc		8=4 x 2 Manual
<b>SERIES:</b>	H=High	<b>MODELS:</b>	24 FWD=2-Dr Hatchback (Colt LA=Colt 100/Eagle Vista)	24 RWD=2-Dr Hatchback (Conquest)
L=Low	E=Economy		41 FWD=4-Dr Sedan (Colt LA=Colt 100/Eagle Vista)	24 FWD=2-Dr Hatchback (Colt LC/Colt 200)
M=Medium	P=Premium		45 FWD-4WD=Sta.Wgn. (Colt LA)	41 FWD=4-Dr Sedan (Colt Summit LC/Colt 200)
			H41 FWD=4-Dr Sedan (2000 GTX)	45 FWD-4WD=Sta.Wgn. (Vista)
			27 RWD-4WD=Pickup(Ram 50,Pwr.Ram 50)	27 4WD=Sport Utility (Raider)
			NOTE: Colt LA 24-41 models and H41 2000 GTX "are Canada only"	

**97074200 A**WATER PUMP  
V ENGINE

# 1989 IMPORT PARTS CATALOG

Figure 7-4200  
Illus. Page 7-91

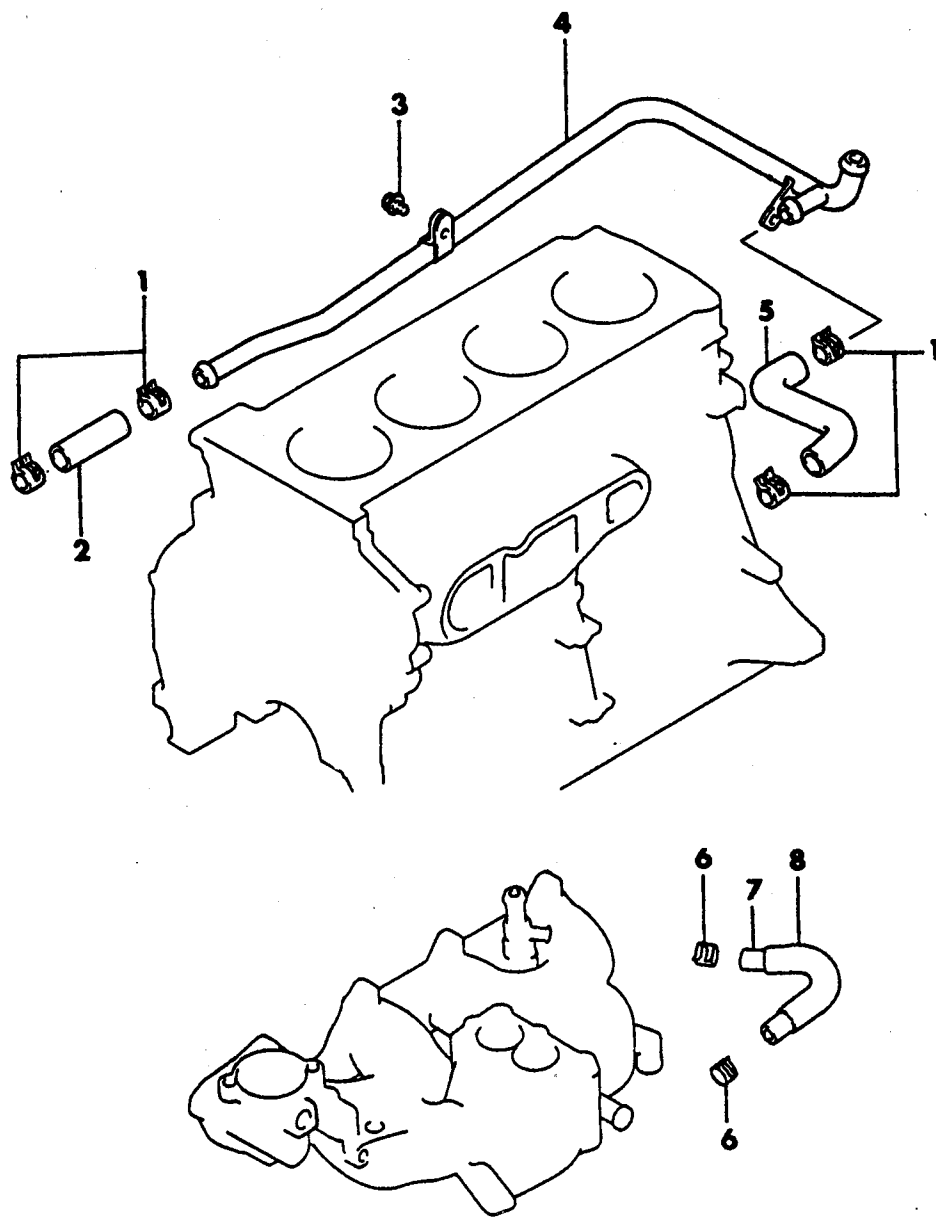
## COOLING

ITEM	PART NUMBER	QTY	BODY	MODEL	DESCRIPTION
WATER PUMP V ENGINE					
1	MF241 255	2			BOLT and WASHER (8x25 4T)
2	MD133 567	1			FITTING, Water Pump Inlet Hose
3	MD127 800	1			STAY, Cooling Fan
4	MF140 222	4			BOLT, Flange (8x14 7T)
5	MS100 941	5			BOLT, Flange (8x25 7T)
6	MD137 057	1			BOLT (12x100)
7	MD128 749	1			BOLT
8	MD128 748	2			BOLT
9	MD143 208	1			BRACKET ASSEMBLY, Fan
10	MD997 515	1			WATER PUMP and GASKET PACKAGE
11	MD101 925	1			GASKET, Water Pump
12	MD125 450	1			GASKET, Thermo Case Outlet Flange

<b>ENGINE:</b>	P=1800 cc	A=2000 cc	<b>TRANS:</b>	A=Automatic
Blank=All	K=1600 cc (w/o Balance Shaft)	F=2600 cc (Car)	Blank=All	M=All Manual
Q=1500 cc	W=2600 cc (Truck)	V=3000 cc		8=4 x 2 Manual
<b>SERIES:</b>	H=High	<b>MODELS:</b> 24 FWD=2-Dr Hatchback (Colt LA=Colt 100/Eagle Vista)	24 RWD=2-Dr Hatchback (Conquest)	
L=Low	E=Economy	41 FWD=4-Dr Sedan (Colt LA=Colt 100/Eagle Vista)	24 FWD=2-Dr Hatchback (Colt LC/Colt 200)	
M=Medium	P=Premium	45 FWD-4WD=Sta.Wgn. (Colt LA)	41 FWD=4-Dr Sedan (Colt Summit LC/Colt 200)	
		H41 FWD=4-Dr Sedan (2000 GTX)	45 FWD-4WD=Sta.Wgn. (Vista)	
		27 RWD-4WD=Pickup(Ram 50,Pwr.Ram 50)	27 4WD=Sport Utility (Raider)	
		NOTE: Colt LA 24-41 models and H41 2000 GTX "are Canada only"		

9707 5300

WATER HOSE AND PIPE  
W ENGINE  
27 - RAM, POWER RAM AND RAIDER





# 1989 IMPORT PARTS CATALOG

Figure 7-5300  
Illus. Page 7-113

## COOLING

ITEM	PART NUMBER	QTY	BODY	MODEL	DESCRIPTION
------	-------------	-----	------	-------	-------------

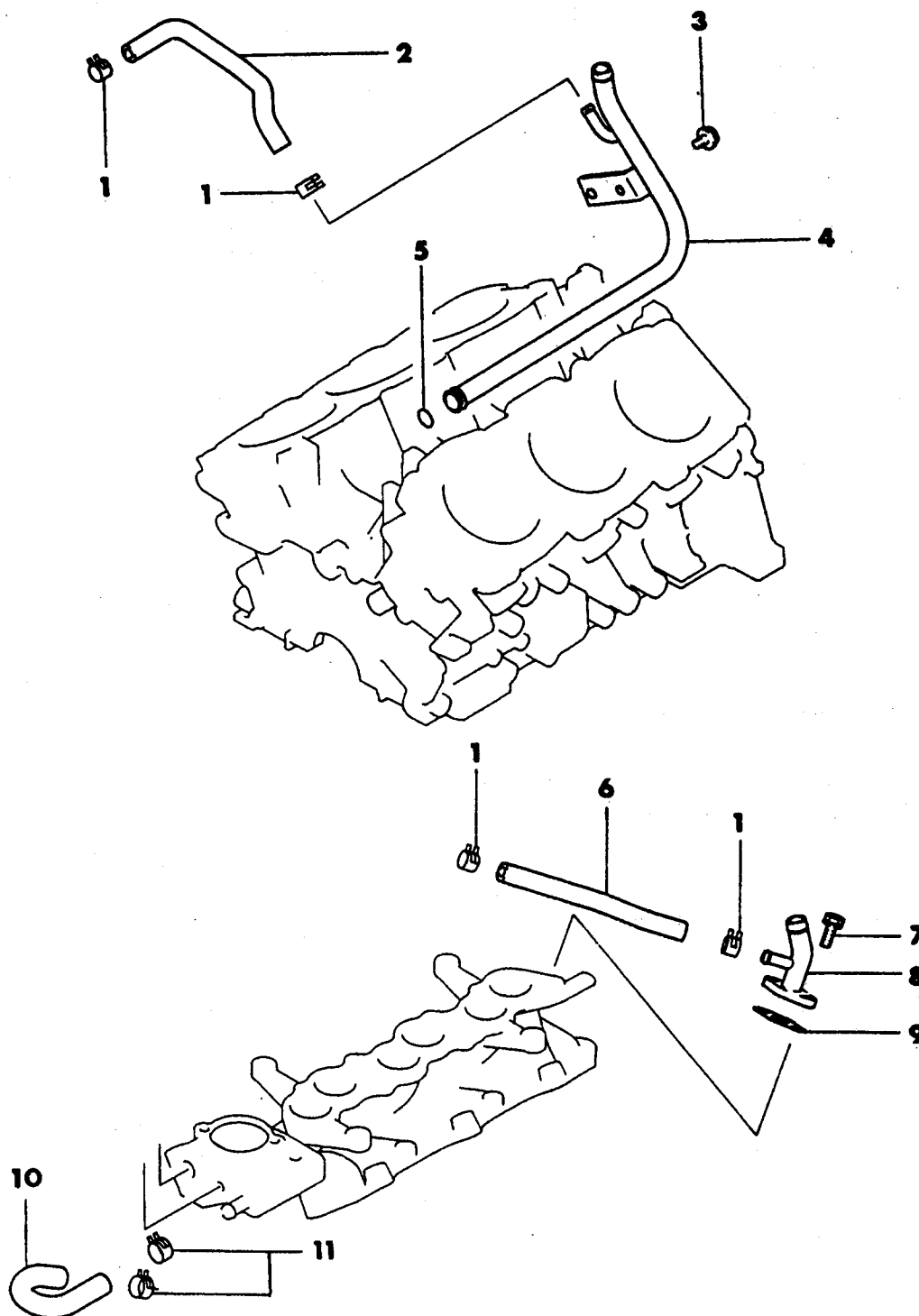
### WATER HOSE AND PIPE W ENGINE 27 - RAM, POWER RAM AND RAIDER

1	MS660 256	4			CLAMP, Hose (12.7)
2	MD001 362	1			HOSE, Heater
3	MF140 202	2			BOLT, Flange (6x10)
4	MD021 513	1			PIPE ASSEMBLY, Heater
5	MD009 016	1			HOSE, Water By-Pass
6	MS660 240	2			CLAMP, Hose (13.1)
7	#MD021 469	1			HOSE, Water (280)
8	MD110 620	1			TUBE, Soft Vinyl

<b>ENGINE:</b>	P=1800 cc	A=2000 cc	<b>TRANS:</b>	A=Automatic
Blank=All	K=1600 cc (w/o Balance Shaft)	F=2600 cc (Car)	Blank=All	M=All Manual
Q=1500 cc	W=2600 cc (Truck)	V=3000 cc		8=4 x 2 Manual
<b>SERIES:</b>	H=High	<b>MODELS:</b>	24 FWD=2-Dr Hatchback (Colt LA=Colt 100/Eagle Vista)	24 RWD=2-Dr Hatchback (Conquest)
L=Low	E=Economy		41 FWD=4-Dr Sedan (Colt LA=Colt 100/Eagle Vista)	24 FWD=2-Dr Hatchback (Colt LC/Colt 200)
M=Medium	P=Premium		45 FWD-4WD=Sta.Wgn. (Colt LA)	41 FWD=4-Dr Sedan (Colt Summit LC/Colt 200)
			H41 FWD=4-Dr Sedan (2000 GTX)	45 FWD-4WD=Sta.Wgn. (Vista)
			27 RWD-4WD=Pickup(Ram 50,Pwr.Ram 50)	27 4WD=Sport Utility (Raider)
			NOTE: Colt LA 24-41 models and H41 2000 GTX "are Canada only"	

9707 5400

WATER HOSE AND PIPE  
V ENGINE  
27 4WD - RAIDER



# 1989 IMPORT PARTS CATALOG

Figure 7-5400  
Illus. Page 7-115

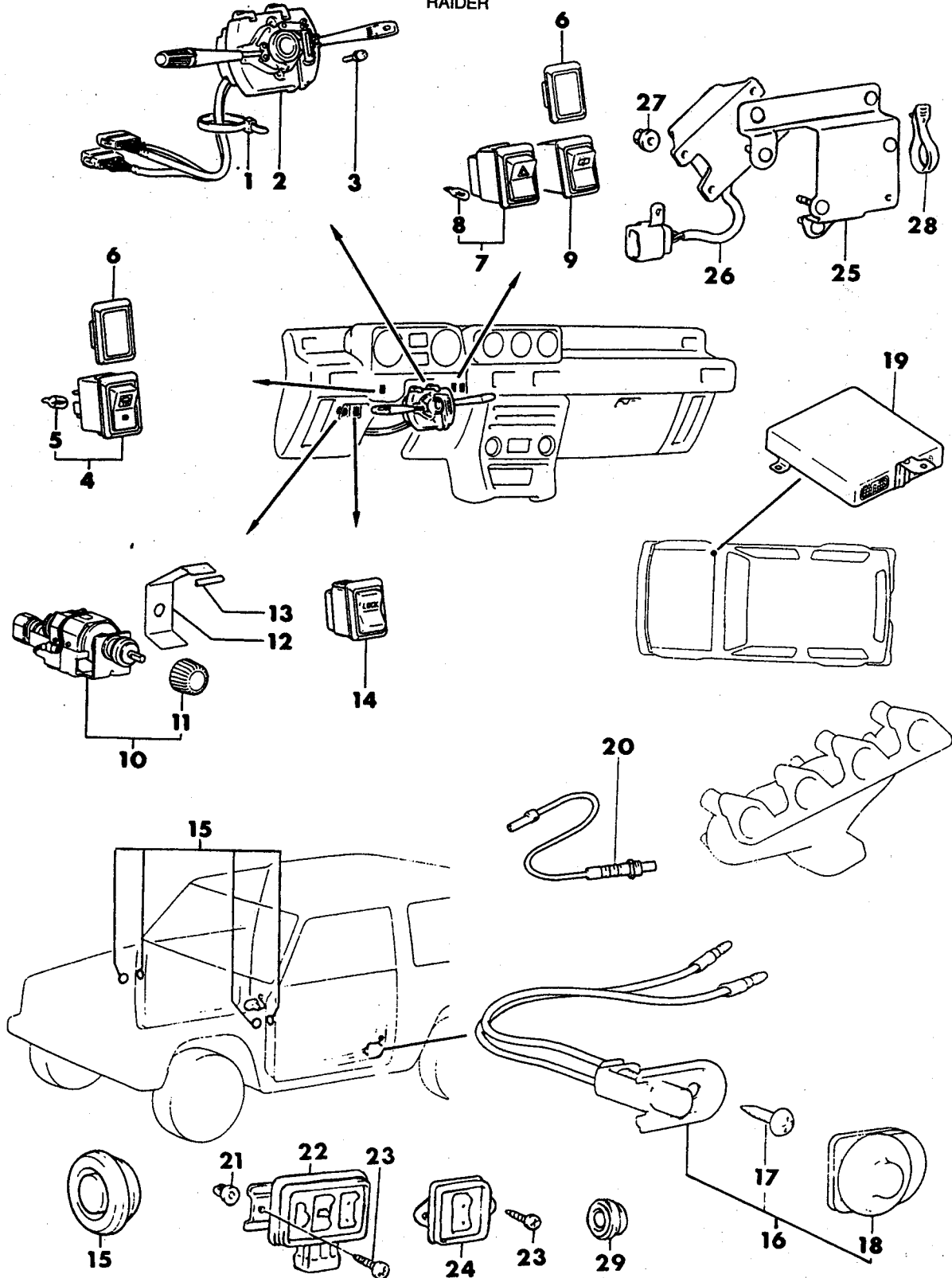
## COOLING

ITEM	PART NUMBER	QTY	BODY	MODEL	DESCRIPTION
WATER HOSE AND PIPE V ENGINE 27 4WD - RAIDER					
1	MS660 242	4			CLIP, Water Line (14.8)
2	MD140 937	1			HOSE, Water Return
3	MF140 021	2			BOLT, Flange (8x12 4T)
4	MD132 760	1			PIPE, Water Inlet
5	MD030 763	1			O-RING (15.9)
6	MD138 049	1			HOSE, Water Feed
7	#MF240 353	2			BOLT and WASHER (8x20 4T)
8	MD137 959	1			PIPE, Water By-Pass
9	#MD103 625	1			GASKET, Water By-Pass Pipe
10	MD125 440	1			HOSE, Water By-Pass
11	#MS660 179	2			CLIP, Water Line (17.8)

<b>ENGINE:</b>		P=1800 cc	A=2000 cc	<b>TRANS:</b>		A=Automatic
Blank=All		K=1600 cc (w/o Balance Shaft)	F=2600 cc (Car)	Blank=All		M=All Manual
Q=1500 cc		W=2600 cc (Truck)	V=3000 cc			8=4 x 2 Manual
<b>SERIES:</b>		H=High	<b>MODELS:</b>		24 FWD=2-Dr Hatchback (Colt LA=Colt 100/Eagle Vista)	24 RWD=2-Dr Hatchback (Conquest)
L=Low		E=Economy	41 FWD=4-Dr Sedan (Colt LA=Colt 100/Eagle Vista)		24 FWD=2-Dr Hatchback (Colt LC/Colt 200)	
M=Medium		P=Premium	45 FWD-4WD=Sta.Wgn. (Colt LA)		41 FWD=4-Dr Sedan (Colt Summit LC/Colt 200)	
			H41 FWD=4-Dr Sedan (2000 GTX)		45 FWD-4WD=Sta.Wgn. (Vista)	
			27 RWD-4WD=Pickup(Ram 50,Pwr.Ram 50)		27 4WD=Sport Utility (Raider)	
NOTE: Colt LA 24-41 models and H41 2000 GTX "are Canada only"						

9708 600 A

SWITCHES & ELECTRICAL CONTROLS  
RAIDER



# 1989 IMPORT PARTS CATALOG

Figure 8-600  
Illus. Page 8-21

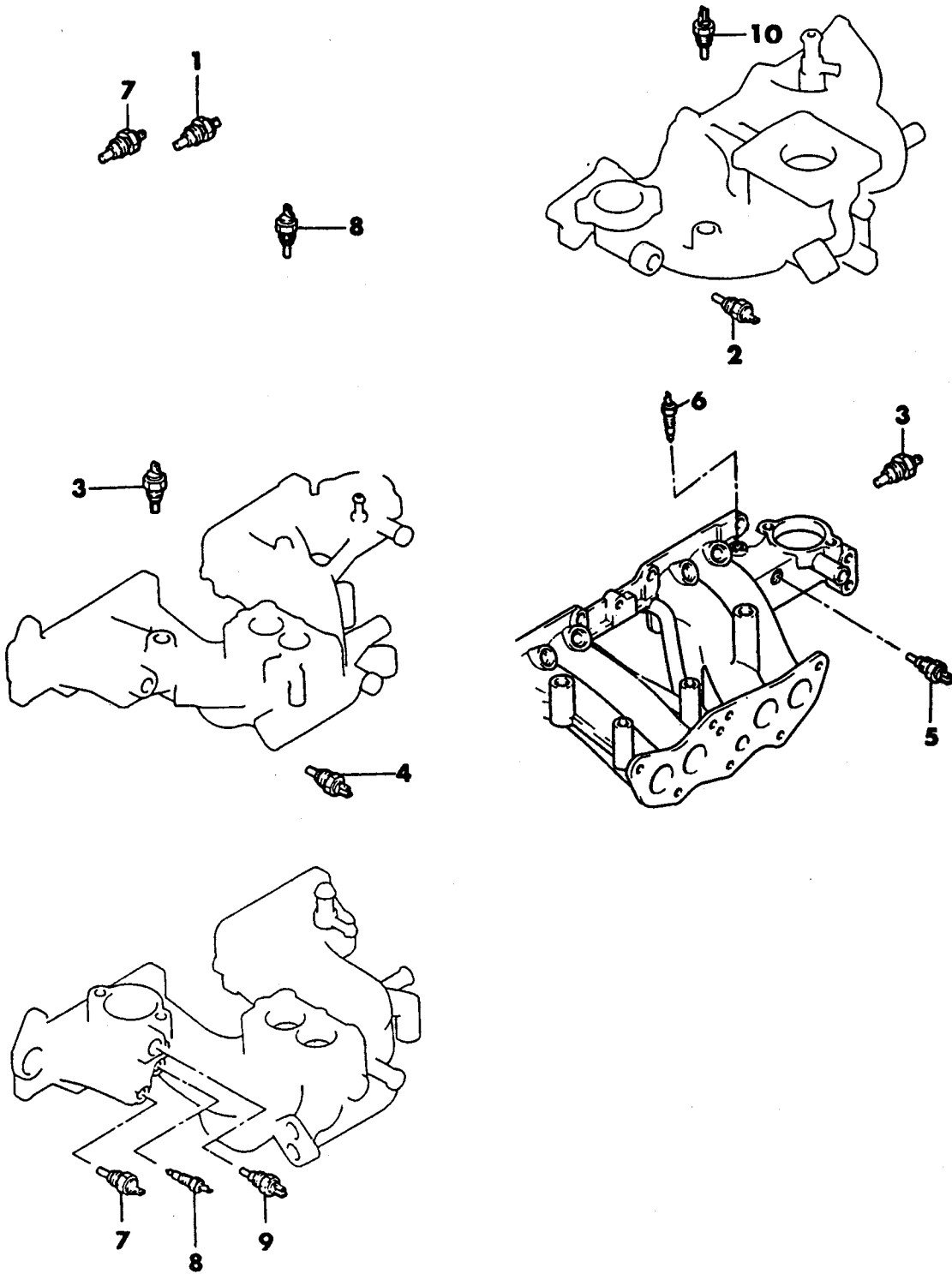
## ELECTRICAL

ITEM	PART NUMBER	QTY	BODY	MODEL	DESCRIPTION
SWITCHES & ELECTRICAL CONTROLS					
RAIDER					
1	#MB596 900				BAND, Cable
2	MB543 920				SWITCH, Column
	#MB606 941				w/Cruise Control
	MB543 921				w/Head Lamp Washer
	#MB571 682				w/Headlamp Washer & Cruise Control
3	MS350 047				SCREW, w/Washer
4	MB521 164				SWITCH, Rear Defogger
5	MB281 999				BULB, Lamp
6	MB170 289				COVER, Hole Black
7	MB330 277				SWITCH, Hazard
8	MB281 999				BULB, Lamp
9	MB521 163				SWITCH, Rear Wipe & Wash
10	MB141 226				RHEOSTAT, White
11	#MB084 738				KNOB, Rheostat, White
12	MB327 094				PLATE, Distance
13	MB358 033				PROTECTOR, Edge
14	MB281 932				SWITCH, Rear Lock
15	MS660 186				PLUG
16	MB598 072				SWITCH KIT, D/Lamp 1-Terminal
	MB598 075				2-Terminal
17	MF456 111				SCREW, Tapping
18	MB070 211				CAP, Door Opening Switch
19	#MD107 598				CONTROL UNIT, W Eng.
	MD126 339		27		V Eng.
	MD136 477				V Eng.
20	MD110 492				SENSOR, Oxygen
	MD131 229				V Eng.
21	MS480 003				GROMMET, (Screw 6)
22	MB605 561				SWITCH, Frt. Dr. Pwr. Wdo. Main
23	MF453 046				SCREW, Tapping (6x14)
24	MB229 740				SWITCH, Frt. & Rear Pwr. Wdo. Sub.
25	MB314 772				BRACKET, Pwr. Wdo. Switch
26	MB285 880				RELAY, Pwr. Wdo.
27	MS440 502				NUT
28	MS470 403				BAND, Cable
29	MS660 186				PLUG, (35)

<b>ENGINE:</b>		P=1800 cc	A=2000 cc	<b>TRANS:</b>	A=Automatic
Blank=All		K=1600 cc (w/o Balance Shaft)	F=2600 cc (Car)	Blank=All	M=All Manual
Q=1500 cc		W=2600 cc (Truck)	V=3000 cc		8=4 x 2 Manual
<b>SERIES:</b>	H=High	<b>MODELS:</b> 24 FWD=2-Dr Hatchback (Colt LA=Colt 100/Eagle Vista)		24 RWD=2-Dr Hatchback (Conquest)	
L=Low	E=Economy	41 FWD=4-Dr Sedan (Colt LA=Colt 100/Eagle Vista)		24 FWD=2-Dr Hatchback (Colt LC/Colt 200)	
M=Medium	P=Premium	45 FWD=4WD=Sta.Wgn. (Colt LA)		41 FWD=4-Dr Sedan (Colt Summit LC/Colt 200)	
		H41 FWD=4-Dr Sedan (2000 GTX)		45 FWD=4WD=Sta.Wgn. (Vista)	
		27 RWD=4WD=Pickup(Ram 50,Pwr.Ram 50)		27 4WD=Sport Utility (Raider)	
NOTE: Colt LA 24-41 models and H41 2000 GTX "are Canada only"					

9708 800

SWITCHES--SENDING UNITS--SENSORS



# 1989 IMPORT PARTS CATALOG

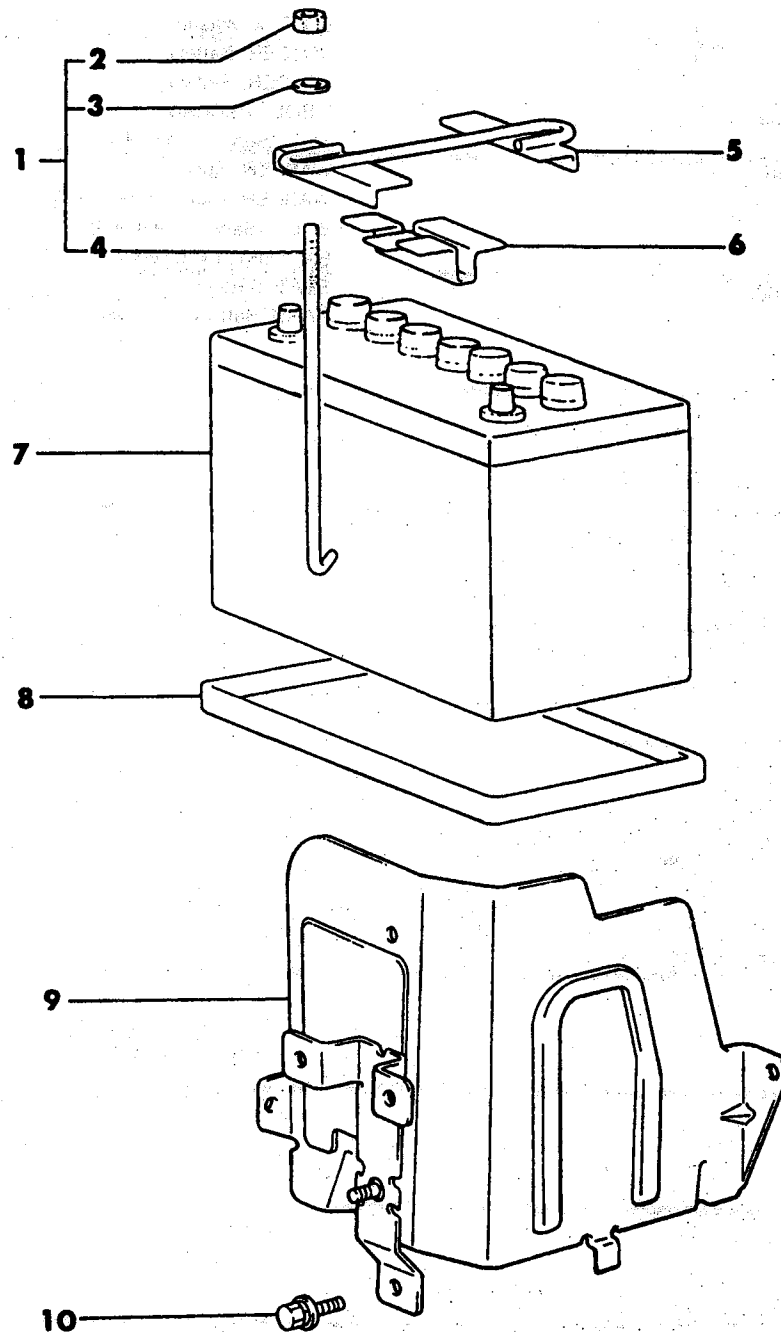
Figure 8-800  
Illus. Page 8-27

## ELECTRICAL

ITEM	PART NUMBER	QTY	BODY	MODEL	DESCRIPTION
SWITCHES--SENDING UNITS--SENSORS					
1	MD069 879		24 RWD		SENSOR, Water Temp.
2	MD001 380		24 RWD		GAUGE UNIT, Water Temp. 5 Speed
	MD017 918		24 RWD		Auto. Trans.
3	MD069 879		45		SENSOR, Water Temp.
4	MD017 918		45		GAUGE UNIT, Water Temp.
5	# MD091 056		45		SWITCH
6	MD102 329		45		SWITCH, Thermostat
7	MD091 056		24-41-27		GAUGE UNIT, Water Temp.
8	MD102 329		24-41-27		SWITCH, Thermostat
9	MD069 879		24-41-27		SENSOR, Water Temp.
10	MD069 879				SENSOR, Water Temp.

<b>ENGINE:</b>	P=1800 cc	A=2000 cc	<b>TRANS:</b>	A=Automatic
Blank=All	K=1600 cc (w/o Balance Shaft)	F=2600 cc (Car)	Blank=All	M=All Manual
Q=1500 cc	W=2600 cc (Truck)	V=3000 cc		8=4 x 2 Manual
<b>SERIES:</b>	H=High	<b>MODELS:</b>	24 FWD=2-Dr Hatchback (Colt LA=Colt 100/Eagle Vista)	24 RWD=2-Dr Hatchback (Conquest)
L=Low	E=Economy		41 FWD=4-Dr Sedan (Colt LA=Colt 100/Eagle Vista)	24 FWD=2-Dr Hatchback (Colt LC/Colt 200)
M=Medium	P=Premium		45 FWD-4WD=Sta.Wgn. (Colt LA)	41 FWD=4-Dr Sedan (Colt Summit LC/Colt 200)
			H41 FWD=4-Dr Sedan (2000 GTX)	45 FWD-4WD=Sta.Wgn. (Vista)
			27 RWD-4WD=Pickup(Ram 50,Pwr.Ram 50)	27 4WD=Sport Utility (Raider)
			NOTE: Colt LA 24-41 models and H41 2000 GTX "are Canada only"	

9708 1500

BATTERY TRAY  
RAIDER



# 1989 IMPORT PARTS CATALOG

Figure 8-1500  
Illus. Page 8-41

## ELECTRICAL

ITEM	PART NUMBER	QTY	BODY	MODEL	DESCRIPTION
BATTERY TRAY RAIDER					
1	MB241 259				L-BOLT KIT
2					NUT
3					WASHER
4					L-BOLT, (Serv. In #1)
5	#MB261 538				HOLDER, Battery
6	MB113 066				HOLDER, Battery
7					BATTERY
8	MB045 993				SEAT
	MA604 649				(Canada)
9	MB628 781				PROTECTOR, W Eng.
	MB596 935				V Eng.
10	MF243 622				BOLT

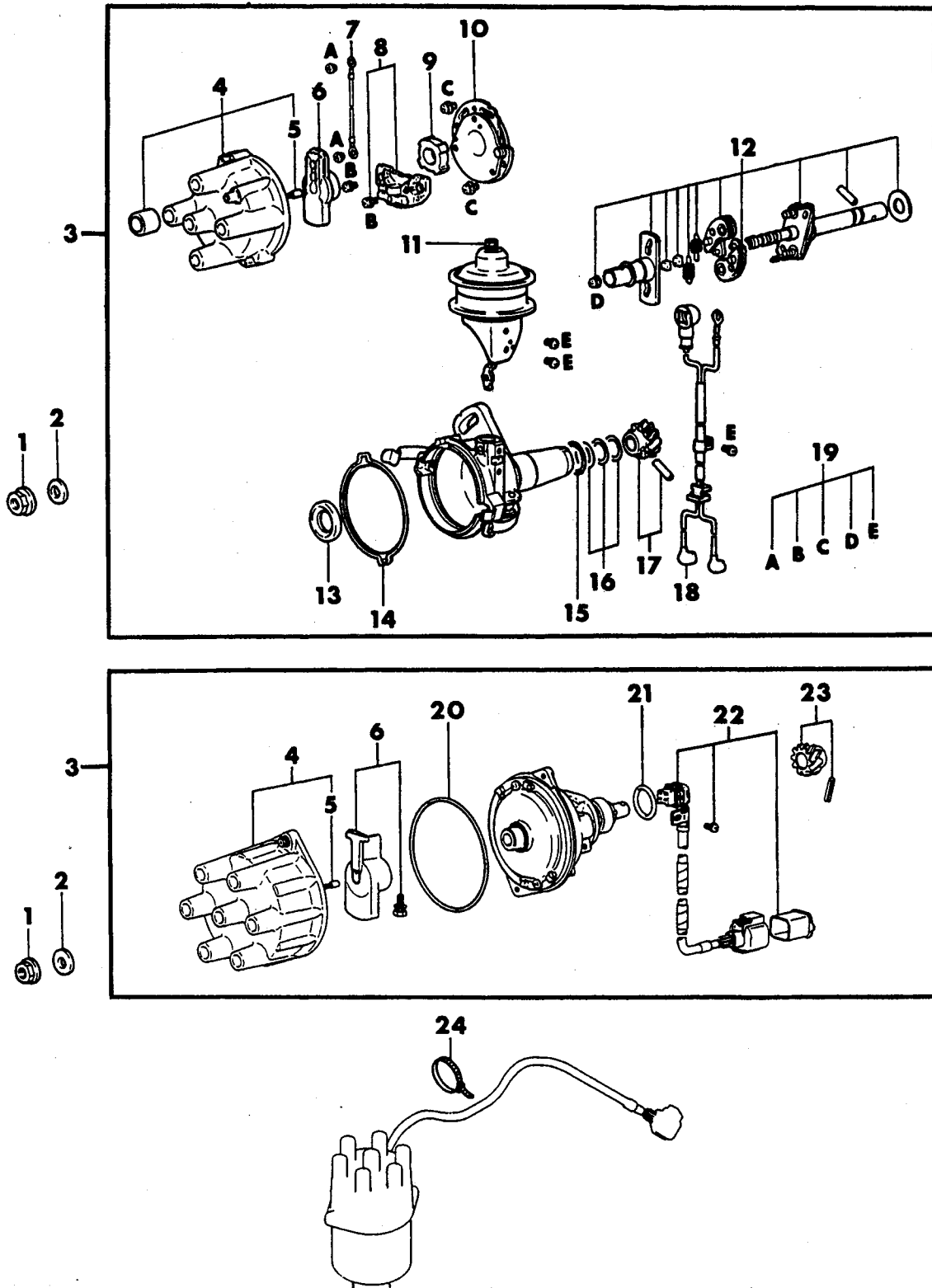
<b>ENGINE:</b>		P=1800 cc	A=2000 cc	<b>TRANS:</b>	A=Automatic
Blank=All		K=1600 cc (w/o Balance Shaft)	F=2600 cc (Car)	Blank=All	M=All Manual
Q=1500 cc		W=2600 cc (Truck)	V=3000 cc		8=4 x 2 Manual
<b>SERIES:</b>	H=High	<b>MODELS:</b> 24 FWD=2-Dr Hatchback (Colt LA=Colt 100/Eagle Vista)			24 RWD=2-Dr Hatchback (Conquest)
L=Low	E=Economy	41 FWD=4-Dr Sedan (Colt LA=Colt 100/Eagle Vista)			24 FWD=2-Dr Hatchback (Colt LC/Colt 200)
M=Medium	P=Premium	45 FWD-4WD=Sta.Wgn. (Colt LA)			41 FWD=4-Dr Sedan (Colt Summit LC/Colt 200)
		H41 FWD=4-Dr Sedan (2000 GTX)			45 FWD-4WD=Sta.Wgn. (Vista)
		27 RWD-4WD=Pickup(Ram 50,Pwr.Ram 50)			27 4WD=Sport Utility (Raider)
		NOTE: Colt LA 24-41 models and H41 2000 GTX "are Canada only"			

AR=Use as Required # =New Part Number --=Non Illustrated Part P.A.R.=Paint as Required

NOVEMBER, 1989

9708 2400

DISTRIBUTOR  
RAIDER



# 1989 IMPORT PARTS CATALOG

Figure 8-2400  
Illus. Page 8-59

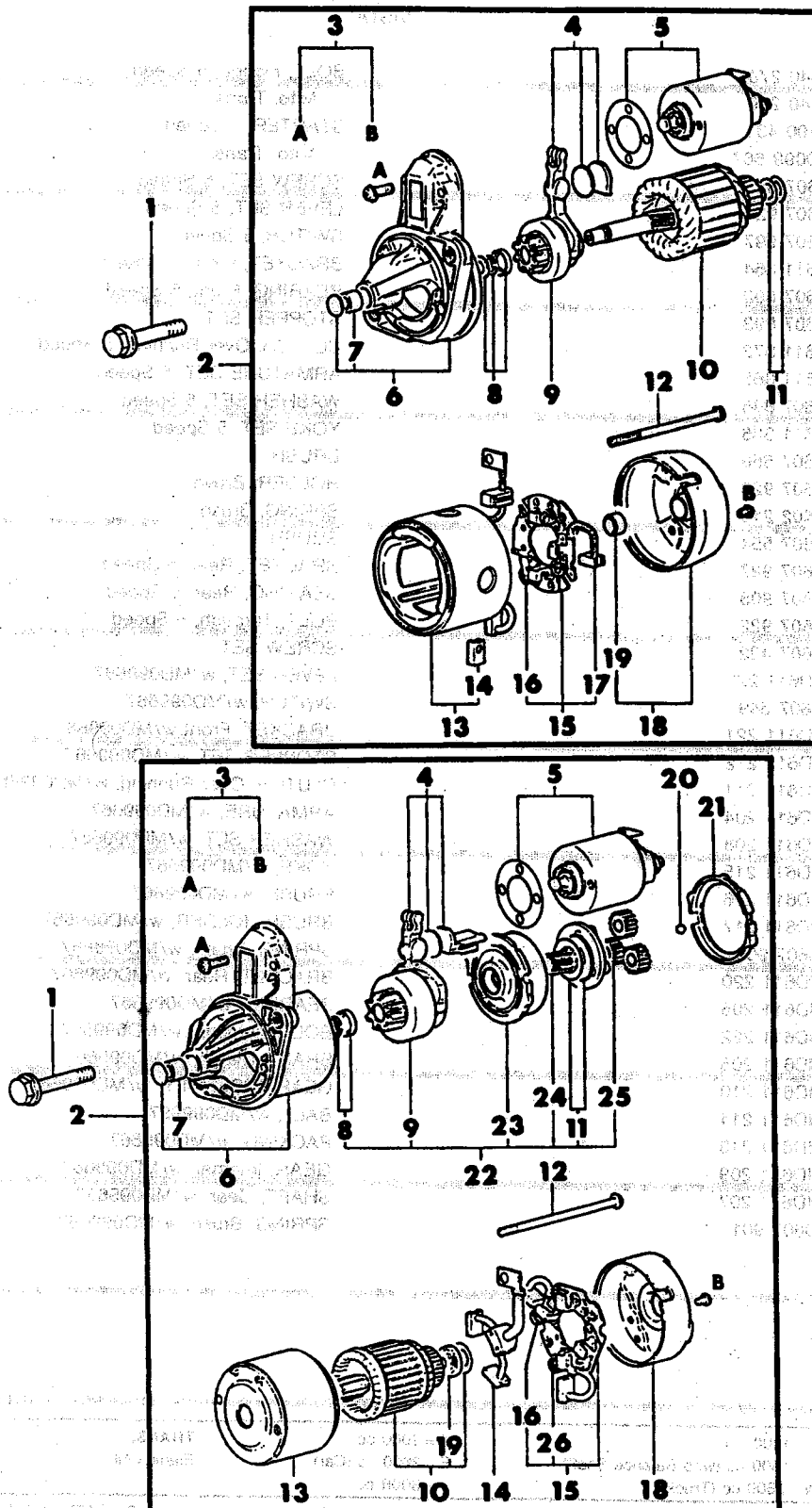
## ELECTRICAL

ITEM	PART NUMBER	QTY	BODY	MODEL	DESCRIPTION
DISTRIBUTOR RAIDER					
1	MF434 104				NUT, Flange
	#MF434 114				V-Eng.
2	MD001 521				WASHER
	#MD102 178				V-Eng.
3	MD111 112				DISTRIBUTOR
	MD110 264				Calif.
	MD126 680				V-Eng.
4	MD607 597				CAP ASSEMBLY
	MD611 686				w/MD111112
	#MD611 526				V-Eng.
5	MD602 757				CARBON ASSEMBLY, Contact
6	MD602 758				ROTOR ASSEMBLY
	MD611 757				V-Eng.
7	MD607 806				WIRE, Ground
8	MD611 384				IGNITER SET
9	MD611 049				ROTOR ASSEMBLY
10	MD607 965				BREAKER ASSEMBLY
11	MD611 721				VACUUM ASSEMBLY
	MD611 594				Calif.
12	MD611 289				GOVERNOR SET
13	MD611 847				OIL SEAL
14	MD607 653				PACKING
15	MD602 412				O-RING
16	MD602 932				WASHER SET
17	MD607 226				COUPLING SET
18	MD611 029				WIRE ASSEMBLY, Lead
	MD611 700				w/MD111112
19	MD607 966				SCREW SET
20	#MD611 460				O-RING, Cap
21	#MD611 463				O-RING, Body
22	MD611 921				CABLE, Lead
23	MD611 469				GEAR KIT
24	MB249 338				BAND, Cable (129.5)

<b>ENGINE:</b>		P=1800 cc	A=2000 cc	<b>TRANS:</b>		A=Automatic
Blank=All		K=1600 cc (w/o Balance Shaft)	F=2600 cc (Car)	Blank=All		M=All Manual
Q=1500 cc		W=2600 cc (Truck)	V=3000 cc			8=4 x 2 Manual
<b>SERIES:</b>		H=High	<b>MODELS:</b>		24 FWD=2-Dr Hatchback (Colt LA=Colt 100/Eagle Vista)	24 RWD=2-Dr Hatchback (Conquest)
L=Low		E=Economy	41 FWD=4-Dr Sedan (Colt LA=Colt 100/Eagle Vista)		24 FWD=2-Dr Hatchback (Colt LC/Colt 200)	
M=Medium		P=Premium	45 FWD-4WD=Sta.Wgn. (Colt LA)		41 FWD=4-Dr Sedan (Colt Summit LC/Colt 200)	
			H41 FWD=4-Dr Sedan (2000 GTX)		45 FWD-4WD=Sta.Wgn. (Vista)	
			27 RWD-4WD=Pickup(Ram 50,Pwr.Ram 50)		27 4WD=Sport Utility (Raider)	
NOTE: Colt LA 24-41 models and H41 2000 GTX "are Canada only"						

9708 3000

STARTER  
A & W ENGINE  
27 RAM



# 1989 IMPORT PARTS CATALOG

Figure 8-3000  
Illus. Page 8-71

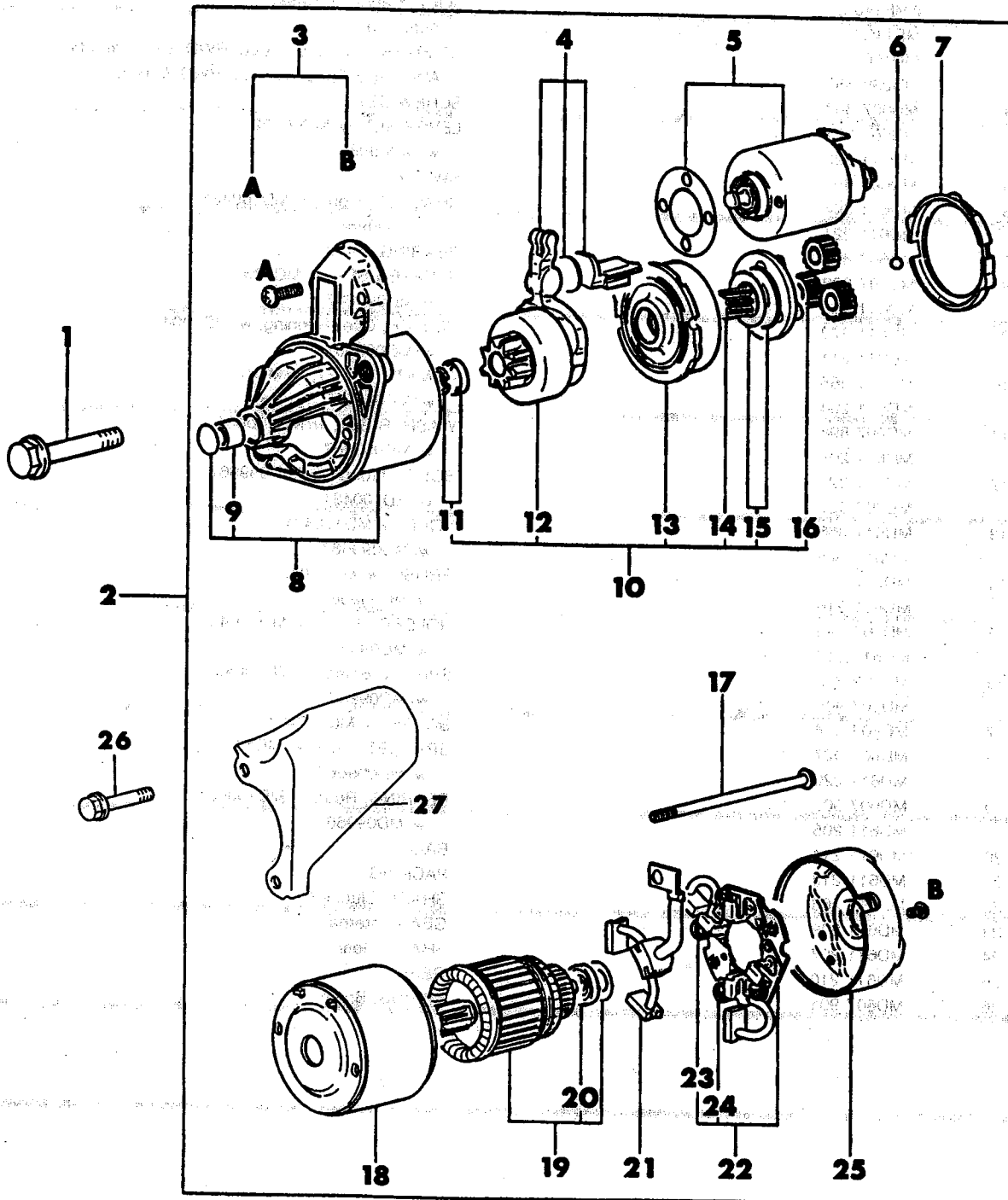
## ELECTRICAL

ITEM	PART NUMBER	QTY	BODY	MODEL	DESCRIPTION
STARTER A & W ENGINE 27 RAM					
1	#MF140 270				BOLT, Flange, 5 Speed
	MF140 271				Auto. Trans.
2	MD100 431				STARTER, A Eng. 5 Speed, RWD, Exc. Canada
	MD099 667				AW Eng., 5 Speed & Auto. RWD & 4WD
3	MD607 887				SCREW SET
4	MD607 921				LEVER SET, w/MD607921
	MD611 223				w/MD099667
5	MD607 997				SWITCH
6	MD611 364				BRACKET, Front, w/MD100431
	MD611 221				w/MD099667
7	MD607 892				BEARING, Front
8	MD607 893				STOPPER SET, w/MD100431
	MD611 212				w/MD099667
9	MD611 372				CLUTCH, Over Running, w/MD100431
	MD611 211				w/MD099667
10	MD611 365				ARMATURE SET, w/MD100431
	MD611 204				w/MD099667
11	MD607 896				WASHER SET, w/MD100431
	MD611 208				w/MD099667
12	MD611 222				BOLT, Through, w/MD099667
	MD607 922				w/MD100431
13	MD611 366				YOKE, w/MD100431
	MD611 215				w/MD099667
14	MD607 554				BRUSH, w/MD100431
	MD611 216				w/MD099667
15	MD607 926				HOLDER, Brush, w/MD100431
	MD611 217				w/MD099667
16	MD602 210				SPRING, Brush, w/MD100431
	MD607 900				w/MD099667
17	MD607 556				BRUSH, w/MD100431
18	MD607 927				BRACKET, Rear, w/MD100431
	MD611 220				w/MD099667
19	MD607 903				BEARING, Rear, w/MD100431
	MD611 205				w/MD099667
20	MD611 214				BALL
21	MD611 213				PACKING
22	MD611 206				SHAFT, Clutch-Set
23	MD611 209				GEAR, Internal
24	MD611 207				SHAFT, Gear
25	MD611 210				GEAR
26	MD607 901				SPRING, Brush

<b>ENGINE:</b>	P=1800 cc	A=2000 cc	<b>TRANS:</b>	A=Automatic
Blank=All	K=1600 cc (w/o Balance Shaft)	F=2600 cc (Car)	Blank=All	M=All Manual
Q=1500 cc	W=2600 cc (Truck)	V=3000 cc		8=4 x 2 Manual
<b>SERIES:</b>	H=High	<b>MODELS:</b>	24 FWD=2-Dr Hatchback (Conquest)	
L=Low	E=Economy	41 FWD=4-Dr Sedan (Colt LA=Colt 100/Eagle Vista)	24 FWD=2-Dr Hatchback (Colt LC/Colt 200)	
M=Medium	P=Premium	45 FWD=4WD=Sta.Wgn. (Colt LA)	41 FWD=4-Dr Sedan (Colt Summit LC/Colt 200)	
		H41 FWD=4-Dr Sedan (2000 GTX)	45 FWD=4WD=Sta.Wgn. (Vista)	
		27 RWD=4WD=Pickup(Ram 50,Pwr.Ram 50)	27 4WD=Sport Utility (Raider)	
NOTE: Colt LA 24-41 models and H41 2000 GTX "are Canada only"				

9708 3100

STARTER  
RAIDER



# 1989 IMPORT PARTS CATALOG

Figure 8-3100  
Illus. Page 8-73

## ELECTRICAL

ITEM	PART NUMBER	QTY	BODY	MODEL	DESCRIPTION
STARTER RAIDER					
1	MF140 270				BOLT, Flange 5 Speed
	MF140 271				Auto. Trans.
2	MD099 667				STARTER ASSEMBLY
	MD136 933				V-Eng.
3	MD607 887				SCREW SET
4	MD611 223				LEVER SET
5	MD607 997				SWITCH ASSEMBLY
	MD611 591				V-Eng.
6	MD611 214				BALL
7	MD611 213				PACKING
8	MD611 221				BRACKET, Front
	MD611 920				V-Eng.
9	MD607 892				BEARING, Front
10	MD611 206				SHAFT, Clutch Set
11	MD611 212				STOPPER SET
12	MD611 211				CLUTCH, Over-Running
13	MD611 209				GEAR, Internal
14	MD611 207				SHAFT, Gear
15	MD611 208				WASHER SET
16	MD611 210				GEAR ASSEMBLY
17	MD611 222				BOLT, Through
18	MD611 215				YOKE ASSEMBLY
19	MD611 204				ARMATURE ASSEMBLY
20	MD611 205				BEARING
21	MD611 216				BRUSH ASSEMBLY
	MD611 731				V-Eng.
22	MD611 217				HOLDER ASSEMBLY, Brush
	MD611 918				V-Eng.
23	MD607 901				SPRING, Brush
24	MD607 900				SPRING, Brush
25	MD611 220				BRACKET, Rear
	MD611 919				V-Eng.
26	# MF140 270				BOLT
	MF140 269				V-Eng.
27	MD135 613				COVER

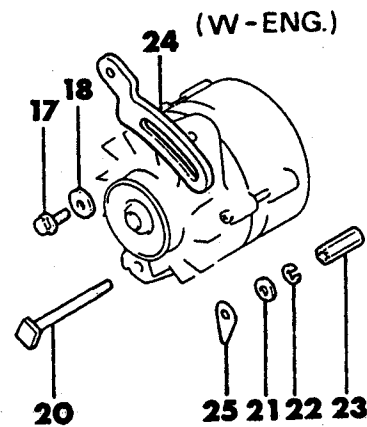
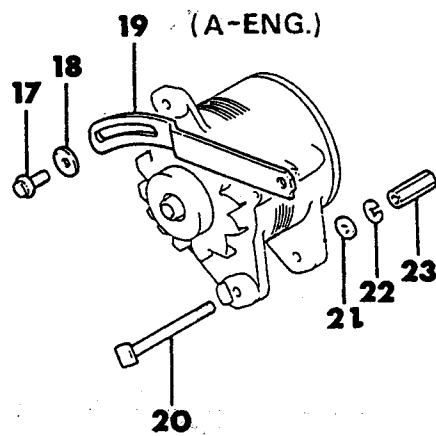
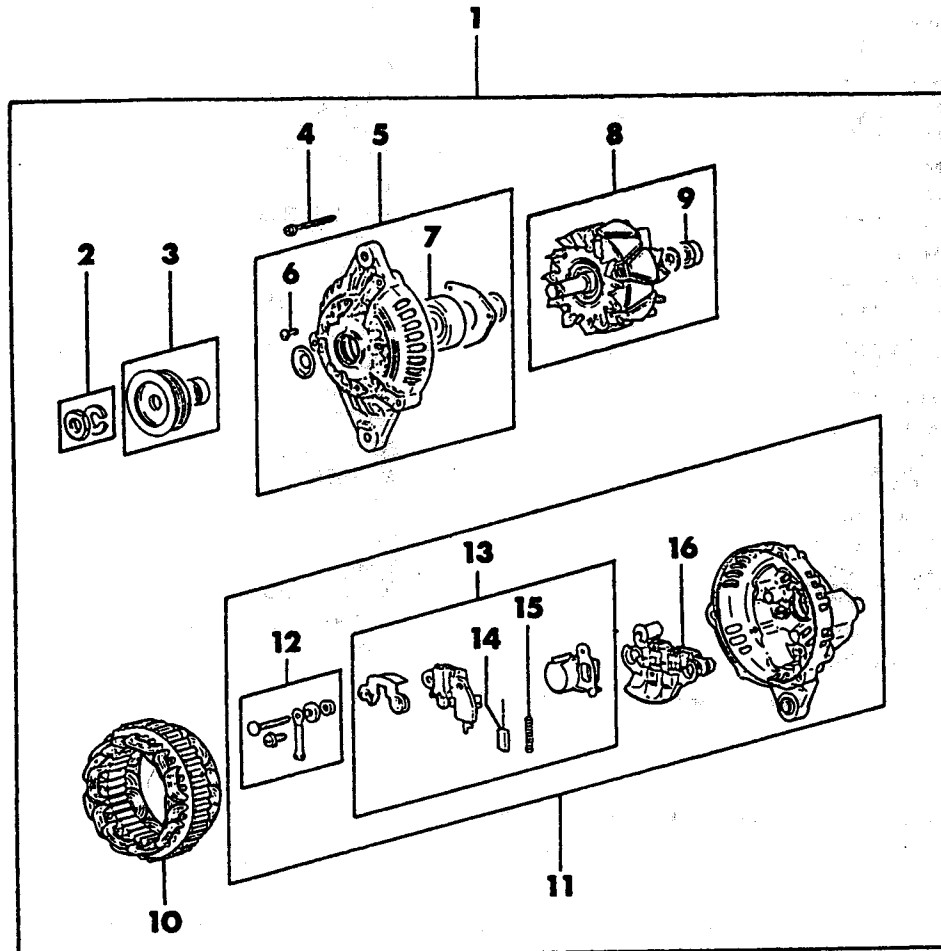
<b>ENGINE:</b>		P=1800 cc	A=2000 cc	<b>TRANS:</b>		A=Automatic
Blank=All		K=1600 cc (w/o Balance Shaft)	F=2600 cc (Car)	Blank=All		M=All Manual
Q=1500 cc		W=2600 cc (Truck)	V=3000 cc			8=4 x 2 Manual
<b>SERIES:</b>		H=High	<b>MODELS:</b>		24 FWD=2-Dr Hatchback (Colt LA=Colt 100/Eagle Vista)	24 RWD=2-Dr Hatchback (Conquest)
L=Low		E=Economy			41 FWD=4-Dr Sedan (Colt LA=Colt 100/Eagle Vista)	24 FWD=2-Dr Hatchback (Colt LC/Colt 200)
M=Medium		P=Premium			45 FWD-4WD=Sta.Wgn. (Colt LA)	41 FWD=4-Dr Sedan (Colt Summit LC/Colt 200)
					H41 FWD=4-Dr Sedan (2000 GTX)	45 FWD-4WD=Sta.Wgn. (Vista)
					27 RWD-4WD=Pickup(Ram 50,Pwr.Ram 50)	27 4WD=Sport Utility (Raider)
NOTE: Colt LA 24-41 models and H41 2000 GTX "are Canada only"						

AR=Use as Required # =New Part Number — =Non Illustrated Part P.A.R.=Paint as Required

NOVEMBER, 1989

9708 3800

ALTERNATOR  
A & W ENGINE  
27 RAM





# 1989 IMPORT PARTS CATALOG

Figure 8-3800  
Illus. Page 8-87

## ELECTRICAL

ITEM	PART NUMBER	QTY	BODY	MODEL	DESCRIPTION
ALTERNATOR A & W ENGINE 27 RAM					
1	MD108 230				ALTERNATOR, A-Eng.
	#MD108 509				W-Eng. (45A)
	MD116 427				W-Eng., (60A)
2	MM502 340				NUT SET
3	MD611 264				PULLEY
4	MD607 963				BOLT SET, Through
5	MD611 508				BRACKET, Front, w/MD108230
	MD611 227				w/MD108509
6	MD611 034				SCREW SET
7	MD611 343				BEARING, Front
8	MD611 435				ROTOR
	MD611 544				w/MD116427
9	MD611 150				BEARING, Rear
10	MD611 509				STATOR
	MD611 545				w/MD116427
11	MD611 440				BRACKET, Rear
12	MD611 431				TERMINAL SET
13	MD611 432				IC REGULATOR
14	MD611 035				BRUSH
15	MD602 227				SPRING, Brush
16	MD611 256				RECTIFIER
17	MF140 025				BOLT, Flange
18	MD001 521				WASHER
19	MD041 702				BRACE
20	MD102 126				BOLT
21	MF450 005				WASHER, Plain
22	MF450 405				WASHER, Spring
23	MD001 516				NUT
24	MD027 751				BRACE
25	MD001 517				SHIM

<b>ENGINE:</b>	P=1800 cc	A=2000 cc	<b>TRANS:</b>	A=Automatic
Blank=All	K=1600 cc (w/o Balance Shaft)	F=2600 cc (Car)	Blank=All	M=All Manual
Q=1500 cc	W=2600 cc (Truck)	V=3000 cc		8=4 x 2 Manual
<b>SERIES:</b>	H=High	<b>MODELS:</b>	24 FWD=2-Dr Hatchback (Colt LA=Colt 100/Eagle Vista)	24 RWD=2-Dr Hatchback (Conquest)
L=Low	E=Economy		41 FWD=4-Dr Sedan (Colt LA=Colt 100/Eagle Vista)	24 FWD=2-Dr Hatchback (Colt LC/Colt 200)
M=Medium	P=Premium		45 FWD=4WD=Sta.Wgn. (Colt LA)	41 FWD=4-Dr Sedan (Colt Summit LC/Colt 200)
			H41 FWD=4-Dr Sedan (2000 GTX)	45 FWD=4WD=Sta.Wgn. (Vista)
			27 RWD=4WD=Pickup(Ram 50,Pwr.Ram 50)	27 4WD=Sport Utility (Raider)
			NOTE: Colt LA 24-41 models and H41 2000 GTX "are Canada only"	

AR=Use as Required # =New Part Number — =Non Illustrated Part P.A.R.=Paint as Required

NOVEMBER, 1989

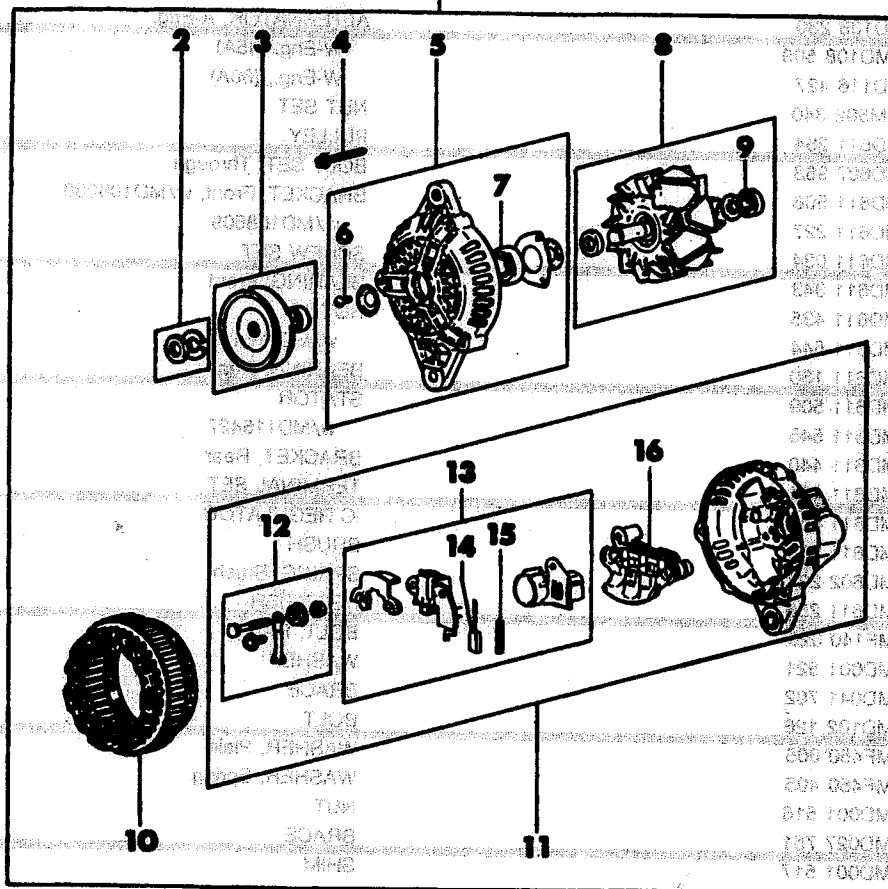
9708 3900

ALTERNATOR

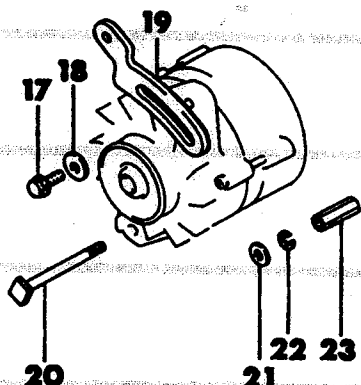
RAIDER

3000 W & A

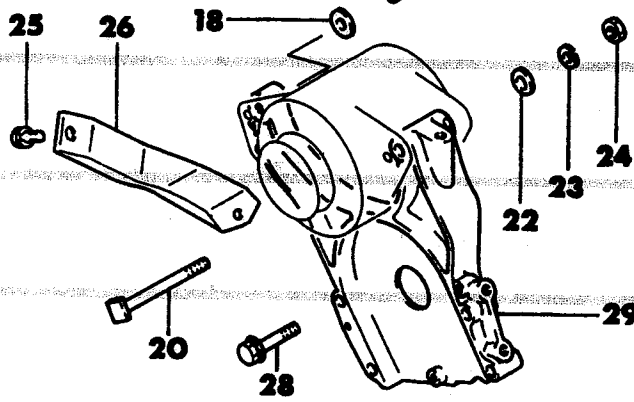
MAP 30



W-ENGINE



V-ENGINE



# 1989 IMPORT PARTS CATALOG

Figure 8-3900  
Illus. Page 8-89

## ELECTRICAL

ITEM	PART NUMBER	QTY	BODY	MODEL	DESCRIPTION
ALTERNATOR RAIDER					
1	MD110 318				ALTERNATOR ASSEMBLY
	MD141 855				V Eng.
2	MM502 340				NUT SET
3	MD611 265				PULLEY ASSEMBLY
	MD618 189				V Eng.
4	MD607 963				BOLT SET, Through
	MD611 556				V Eng.
5	MD611 227				BRACKET, Front
	MD611 557				V Eng.
6	MD611 034				SCREW SET
	MD611 558				V Eng.
7	MD611 343				BEARING, Front
	MD611 397				V Eng.
8	MD611 516				ROTOR
	MD611 765				V Eng.
9	MD611 150				BEARING, Rear
	MD611 928				V Eng.
10	MD611 517				STATOR
	MD611 766				V Eng.
11	MD611 440				BRACKET, Rear
	MD611 767				V Eng.
12	MD611 431				TERMINAL SET
13	MD611 432				IC REGULATOR
	MD611 565				V Eng.
14	MD611 035				BRUSH
	MD611 566				V Eng.
15	MD602 227				SPRING, Brush
16	MD611 256				RECTIFIER
	MD611 768				V Eng.
17	MF140 025				BOLT, Flange
18	MD001 521				WASHER
19	MD027 751				BRACE, Alternator
20	MD102 126				BOLT
21	MD001 517				SHIM
22	MF450 005				WASHER, Plain
23	MF450 405				WASHER, Spring
24	MD001 516				NUT
	MF430 005				V Eng.
25	# MD110 865				BOLT
26	MD130 503				STAY
27	# MF140 033				BOLT
28	# MD110 864				BOLT
29	MD140 579				BRACKET

<b>ENGINE:</b>		P=1800 cc	A=2000 cc	<b>TRANS:</b>		A=Automatic
Blank=All		K=1600 cc (w/o Balance Shaft)	F=2600 cc (Car)	Blank=All		M=All Manual
Q=1500 cc		W=2600 cc (Truck)	V=3000 cc			8=4 x 2 Manual
<b>SERIES:</b>		H=High	<b>MODELS:</b>		24 FWD=2-Dr Hatchback (Colt LA=Colt 100/Eagle Vista)	24 RWD=2-Dr Hatchback (Conquest)
L=Low		E=Economy	41 FWD=4-Dr Sedan (Colt LA=Colt 100/Eagle Vista)		24 FWD=2-Dr Hatchback (Colt LC/Colt 200)	41 FWD=4-Dr Sedan (Colt Summit LC/Colt 200)
M=Medium		P=Premium	45 FWD-4WD=Sta.Wgn. (Colt LA)		45 FWD-4WD=Sta.Wgn. (Vista)	27 4WD=Sport Utility (Raider)
			H41 FWD=4-Dr Sedan (2000 GTX)			
			27 RWD-4WD=Pickup(Ram 50,Pwr.Ram 50)			
			NOTE: Colt LA 24-41 models and H41 2000 GTX "are Canada only"			

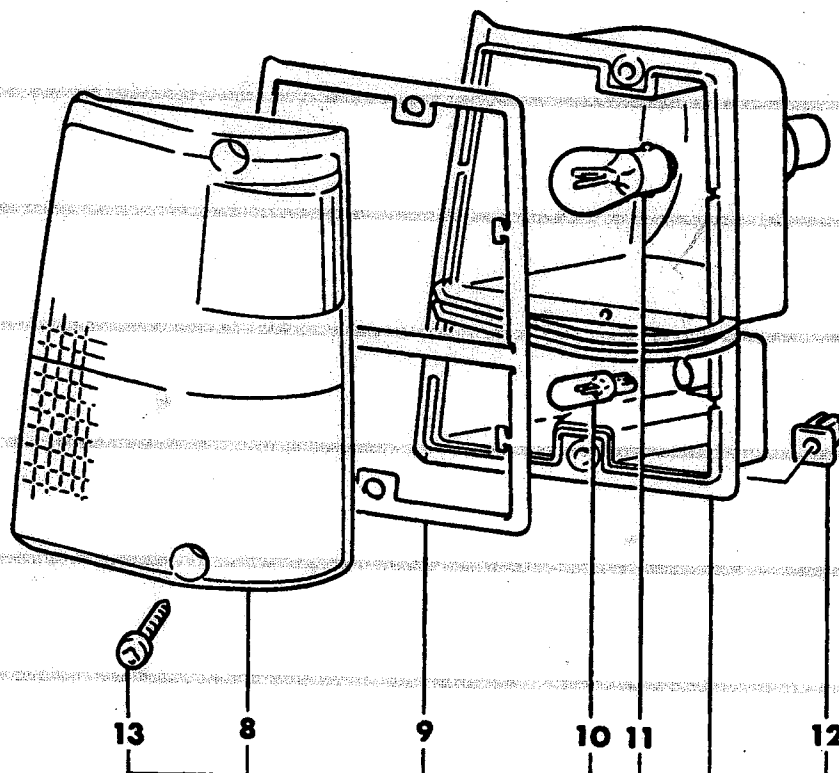
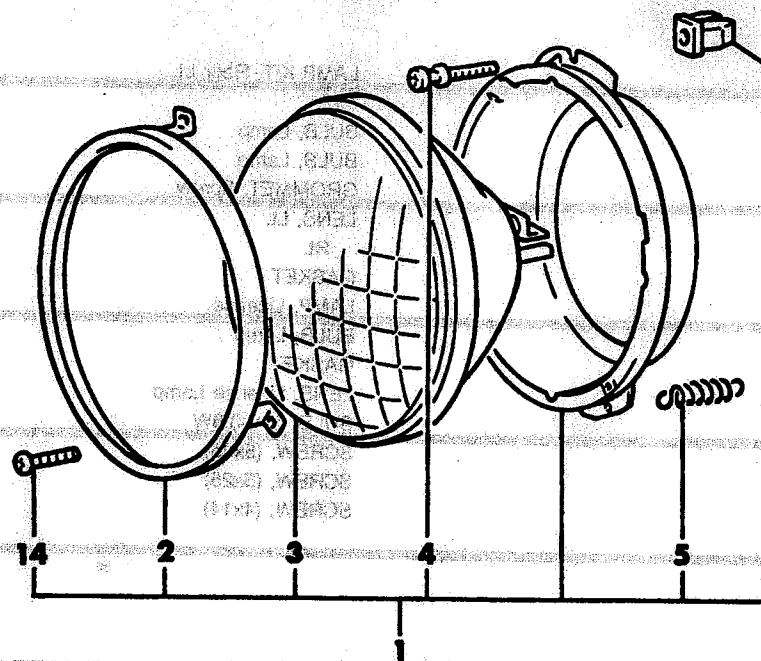
AR=Use as Required # =New Part Number --=Non Illustrated Part P.A.R.=Paint as Required

NOVEMBER, 1989

**9708 5200**

## LAMPS-HEAD & FRONT EXTERIOR

# RAIDER



Model	Price	Options	Color	Engine	Transmission	Drive	Warranty
Model A	\$1,999.00	W = 2000 cc (Turbo)	Black	5 x 5	Black	Black	Black
Model B	\$2,499.00	W = 2000 cc (Turbo)	Black	5 x 5	Black	Black	Black
Model C	\$2,999.00	W = 2000 cc (Turbo)	Black	5 x 5	Black	Black	Black
Model D	\$3,499.00	W = 2000 cc (Turbo)	Black	5 x 5	Black	Black	Black
Model E	\$3,999.00	W = 2000 cc (Turbo)	Black	5 x 5	Black	Black	Black
Model F	\$4,499.00	W = 2000 cc (Turbo)	Black	5 x 5	Black	Black	Black
Model G	\$4,999.00	W = 2000 cc (Turbo)	Black	5 x 5	Black	Black	Black
Model H	\$5,499.00	W = 2000 cc (Turbo)	Black	5 x 5	Black	Black	Black
Model I	\$5,999.00	W = 2000 cc (Turbo)	Black	5 x 5	Black	Black	Black
Model J	\$6,499.00	W = 2000 cc (Turbo)	Black	5 x 5	Black	Black	Black
Model K	\$6,999.00	W = 2000 cc (Turbo)	Black	5 x 5	Black	Black	Black
Model L	\$7,499.00	W = 2000 cc (Turbo)	Black	5 x 5	Black	Black	Black
Model M	\$7,999.00	W = 2000 cc (Turbo)	Black	5 x 5	Black	Black	Black
Model N	\$8,499.00	W = 2000 cc (Turbo)	Black	5 x 5	Black	Black	Black
Model O	\$8,999.00	W = 2000 cc (Turbo)	Black	5 x 5	Black	Black	Black
Model P	\$9,499.00	W = 2000 cc (Turbo)	Black	5 x 5	Black	Black	Black
Model Q	\$9,999.00	W = 2000 cc (Turbo)	Black	5 x 5	Black	Black	Black
Model R	\$10,499.00	W = 2000 cc (Turbo)	Black	5 x 5	Black	Black	Black
Model S	\$10,999.00	W = 2000 cc (Turbo)	Black	5 x 5	Black	Black	Black
Model T	\$11,499.00	W = 2000 cc (Turbo)	Black	5 x 5	Black	Black	Black
Model U	\$11,999.00	W = 2000 cc (Turbo)	Black	5 x 5	Black	Black	Black
Model V	\$12,499.00	W = 2000 cc (Turbo)	Black	5 x 5	Black	Black	Black
Model W	\$12,999.00	W = 2000 cc (Turbo)	Black	5 x 5	Black	Black	Black
Model X	\$13,499.00	W = 2000 cc (Turbo)	Black	5 x 5	Black	Black	Black
Model Y	\$13,999.00	W = 2000 cc (Turbo)	Black	5 x 5	Black	Black	Black
Model Z	\$14,499.00	W = 2000 cc (Turbo)	Black	5 x 5	Black	Black	Black
Model AA	\$14,999.00	W = 2000 cc (Turbo)	Black	5 x 5	Black	Black	Black
Model AB	\$15,499.00	W = 2000 cc (Turbo)	Black	5 x 5	Black	Black	Black
Model AC	\$15,999.00	W = 2000 cc (Turbo)	Black	5 x 5	Black	Black	Black
Model AD	\$16,499.00	W = 2000 cc (Turbo)	Black	5 x 5	Black	Black	Black
Model AE	\$16,999.00	W = 2000 cc (Turbo)	Black	5 x 5	Black	Black	Black
Model AF	\$17,499.00	W = 2000 cc (Turbo)	Black	5 x 5	Black	Black	Black
Model AG	\$17,999.00	W = 2000 cc (Turbo)	Black	5 x 5	Black	Black	Black
Model AH	\$18,499.00	W = 2000 cc (Turbo)	Black	5 x 5	Black	Black	Black
Model AI	\$18,999.00	W = 2000 cc (Turbo)	Black	5 x 5	Black	Black	Black
Model AJ	\$19,499.00	W = 2000 cc (Turbo)	Black	5 x 5	Black	Black	Black
Model AK	\$19,999.00	W = 2000 cc (Turbo)	Black	5 x 5	Black	Black	Black
Model AL	\$20,499.00	W = 2000 cc (Turbo)	Black	5 x 5	Black	Black	Black
Model AM	\$20,999.00	W = 2000 cc (Turbo)	Black	5 x 5	Black	Black	Black
Model AN	\$21,499.00	W = 2000 cc (Turbo)	Black	5 x 5	Black	Black	Black
Model AO	\$21,999.00	W = 2000 cc (Turbo)	Black	5 x 5	Black	Black	Black
Model AP	\$22,499.00	W = 2000 cc (Turbo)	Black	5 x 5	Black	Black	Black
Model AQ	\$22,999.00	W = 2000 cc (Turbo)	Black	5 x 5	Black	Black	Black
Model AR	\$23,499.00	W = 2000 cc (Turbo)	Black	5 x 5	Black	Black	Black
Model AS	\$23,999.00	W = 2000 cc (Turbo)	Black	5 x 5	Black	Black	Black
Model AT	\$24,499.00	W = 2000 cc (Turbo)	Black	5 x 5	Black	Black	Black
Model AU	\$24,999.00	W = 2000 cc (Turbo)	Black	5 x 5	Black	Black	Black
Model AV	\$25,499.00	W = 2000 cc (Tur					

# 1989 IMPORT PARTS CATALOG

Figure 8-5200  
Illus. Page 8-119

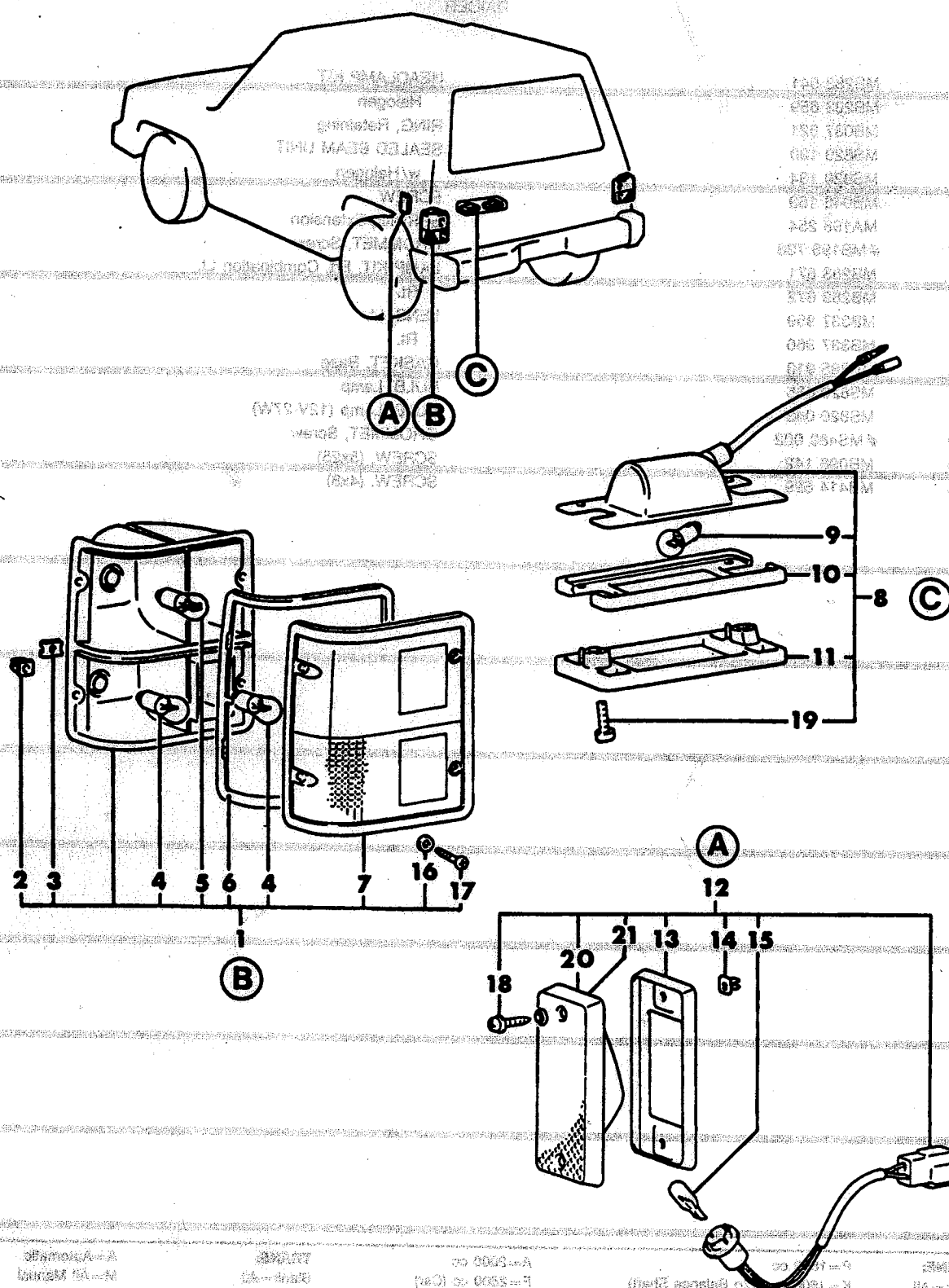
## ELECTRICAL

ITEM	PART NUMBER	QTY	BODY	MODEL	DESCRIPTION
LAMPS--HEAD & FRONT EXTERIOR RAIDER					
1	MB283 541				HEADLAMP KIT
	MB283 659				Halogen
2	MB037 821				RING, Retaining
3	MS820 130				SEALED BEAM UNIT
	MS820 134				w/Halogen
4	MB046 159				SCREW
5	MA198 254				SPRING, Extension
6	#MB196 738				GROMMET, Screw
7	MB283 671				LAMP KIT, Frt. Combination Lt.
	MB283 672				Rt.
8	MB337 959				LENS, Lt.
	MB337 960				Rt.
9	MB285 913				GASKET, Base
10	MS820 085				BULB, Lamp
11	MS820 043				BULB, Lamp (12V-27W)
12	#MS480 002				GROMMET, Screw
13	MB098 142				SCREW, (5x25)
14	MB414 629				SCREW, (4x8)

<b>ENGINE:</b>	P=1800 cc	A=2000 cc	<b>TRANS:</b>	A=Automatic
Blank=All	K=1600 cc (w/o Balance Shaft)	F=2600 cc (Car)	Blank=All	M=All Manual
Q=1500 cc	W=2600 cc (Truck)	V=3000 cc		8=4 x 2 Manual
<b>SERIES:</b>	H=High	<b>MODELS:</b> 24 FWD=2-Dr Hatchback (Colt LA=Colt 100/Eagle Vista)	24 RWD=2-Dr Hatchback (Conquest)	
L=Low	E=Economy	41 FWD=4-Dr Sedan (Colt LA=Colt 100/Eagle Vista)	24 FWD=2-Dr Hatchback (Colt LC/Colt 200)	
M=Medium	P=Premium	45 FWD=4WD=Sta.Wgn. (Colt LA)	41 FWD=4-Dr Sedan (Colt Summit LC/Colt 200)	
		H41 FWD=4-Dr Sedan (2000 GTX)	45 FWD=4WD=Sta.Wgn. (Vista)	
		27 RWD=4WD=Pickup(Ram 50,Pwr.Ram 50)	27 4WD=Sport Utility (Raider)	
		NOTE: Colt LA 24-41 models and H41 2000 GTX "are Canada only"		

## LAMPS--REAR EXTERIOR

# RAIDER

[illegible]

# 1989 IMPORT PARTS CATALOG

Figure 8-5300  
Illus. Page 8-121

## ELECTRICAL

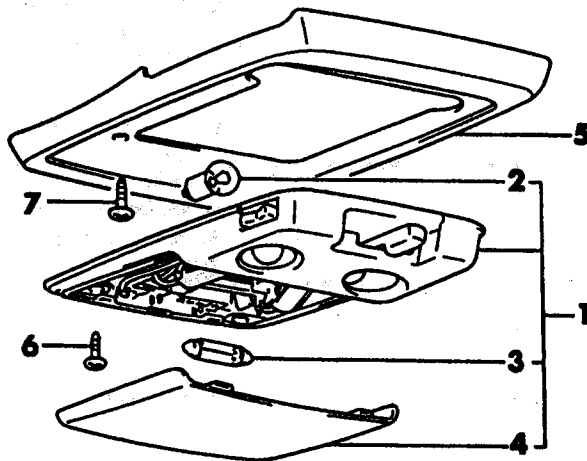
ITEM	PART NUMBER	QTY	BODY	MODEL	DESCRIPTION
LAMPS--REAR EXTERIOR RAIDER					
1	MB283 723				LAMP KIT, Lt.
	MB283 724				Rt.
2	#MS480 002				GROMMET, Screw
3	MS440 152				NUT, Spring
4	MS820 035				BULB, Lamp (12V-27W/8W)
5	MS820 043				BULB, Lamp (12V-27W)
6	MB286 919				GASKET, Base
7	MB286 915				LENS, Lt.
	MB286 916				Rt.
8	MB249 265				LAMP, License
9	MF820 062				BULB, Lamp
10	MB183 536				GASKET
11	MB183 547				LENS, License Lamp
12	MB283 685				LAMP, Rear Side Marker
13	MB354 139				GASKET
14	MS480 001				GROMMET, Screw
15	MS820 085				BULB, Lamp, (12V-3/8W)
16	MA114 512	8			WASHER
17	MB286 920	8			SCREW, Tail Lamp
18	MB354 135				SCREW, Rear Lamp
19	MB183 548				SCREW, License Plate Lamp (4x14)
20	MB354 136				O-RING, Rear Lamp
21	MB354 137	2			LENS, Rear Side Marker

<b>ENGINE:</b>		P=1800 cc	A=2000 cc	<b>TRANS:</b>	A=Automatic
Blank=All		K=1600 cc (w/o Balance Shaft)	F=2600 cc (Car)	Blank=All	M=All Manual
Q=1500 cc		W=2600 cc (Truck)	V=3000 cc		8=4 x 2 Manual
<b>SERIES:</b>	H=High	<b>MODELS:</b>		24 FWD=2-Dr Hatchback (Colt LA=Colt 100/Eagle Vista)	24 RWD=2-Dr Hatchback (Conquest)
L=Low	E=Economy	41 FWD=4-Dr Sedan (Colt LA=Colt 100/Eagle Vista)		24 FWD=2-Dr Hatchback (Colt LC/Colt 200)	41 FWD=4-Dr Sedan (Colt Summit LC/Colt 200)
M=Medium	P=Premium	45 FWD-4WD=Sta.Wgn. (Colt LA)		45 FWD-4WD=Sta.Wgn. (Vista)	27 RWD-4WD=Sport Utility (Raider)
		H41 FWD=4-Dr Sedan (2000 GTX)		NOTE: Colt LA 24-41 models and H41 2000 GTX "are Canada only"	
		27 RWD-4WD=Pickup(Ram 50,Pwr.Ram 50)			

AR=Use as Required # =New Part Number -- =Non Illustrated Part P.A.R.=Paint as Required

NOVEMBER, 1989

9708 6100

LAMP--DOME  
RAIDER



# 1989 IMPORT PARTS CATALOG

Figure 8-8100  
Illus. Page 8-137

## ELECTRICAL

ITEM	PART NUMBER	QTY	BODY	MODEL	DESCRIPTION
------	-------------	-----	------	-------	-------------

### LAMP--DOME RAIDER

1	MB622 247				LAMP, Dome (Gray)
	MB622 249				(Beige)
2	MF820 062				BULB, (12V-6W)
3	MF820 512				BULB, (12V-10W)
4	MB617 539				LENS, Dome Lamp
5	MB622 253				COVER, Dome Lamp (Beige)
	MB622 251				(Gray)
6	MS450 928				SCREW, (5x16)
7	MF453 031				SCREW, Tapping (5x12)

<b>ENGINE:</b>		P=1800 cc	A=2000 cc	<b>TRANS:</b>		A=Automatic
Blank=All		K=1600 cc (w/o Balance Shaft)	F=2600 cc (Car)	Blank=All		M=All Manual
Q=1500 cc		W=2600 cc (Truck)	V=3000 cc			8=4 x 2 Manual
<b>SERIES:</b>	H=High	<b>MODELS:</b>	24 FWD=2-Dr Hatchback (Colt LA=Colt 100/Eagle Vista)		24 RWD=2-Dr Hatchback (Conquest)	
L=Low	E=Economy		41 FWD=4-Dr Sedan (Colt LA=Colt 100/Eagle Vista)		24 FWD=2-Dr Hatchback (Colt LC/Colt 200)	
M=Medium	P=Premium		45 FWD-4WD=Sta.Wgn. (Colt LA)		41 FWD=4-Dr Sedan (Colt Summit LC/Colt 200)	
			H41 FWD=4-Dr Sedan (2000 GTX)		45 FWD-4WD=Sta.Wgn. (Vista)	
			27 RWD-4WD=Pickup(Ram 50,Pwr.Ram 50)		27 4WD=Sport Utility (Raider)	
NOTE: Colt LA 24-41 models and H41 2000 GTX *are Canada only"						

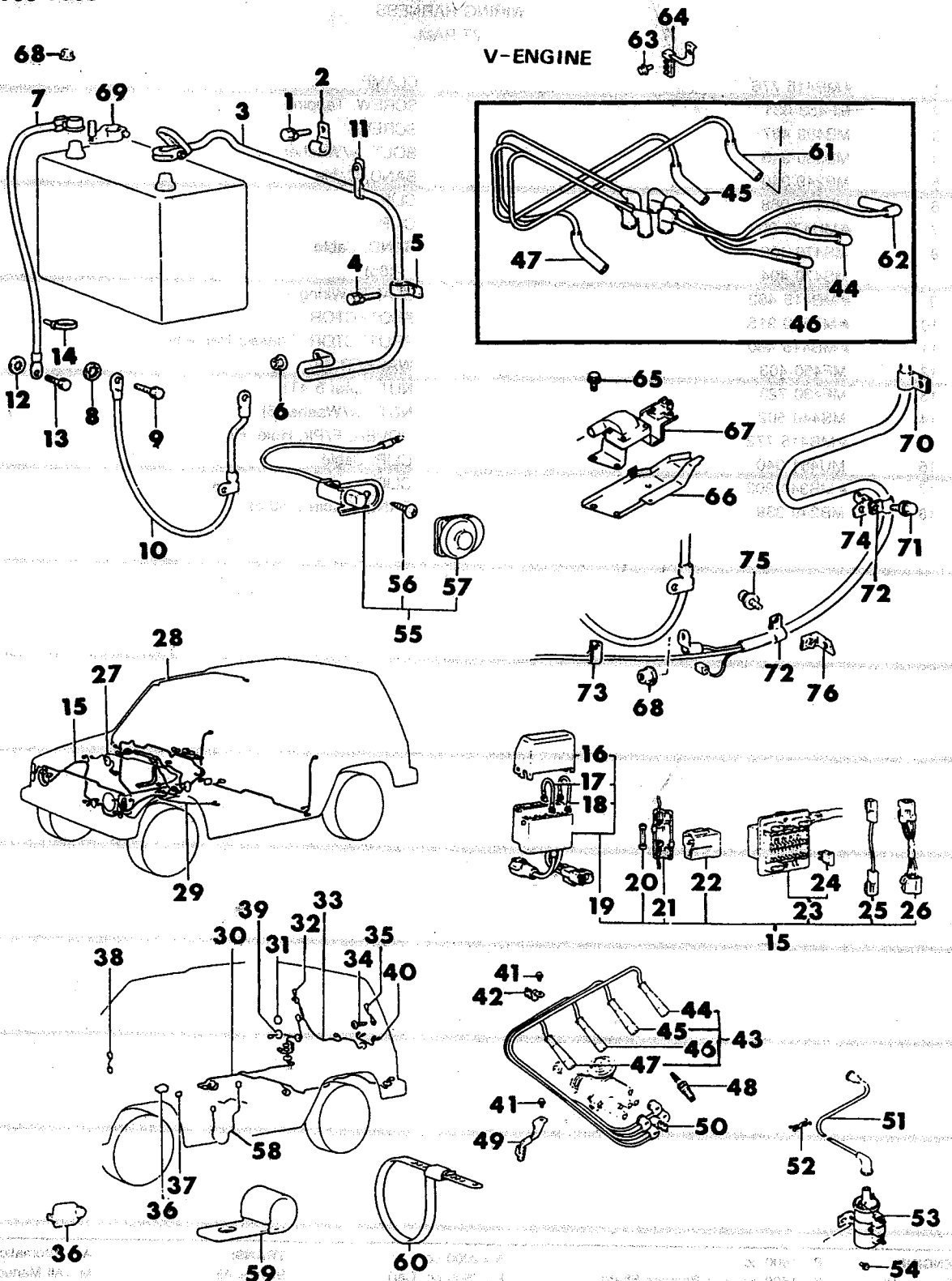
AR=Use as Required # =New Part Number - =Non Illustrated Part P.A.R.=Paint as Required

NOVEMBER, 1989

9708 7300

WIRING HARNESS  
RAIDER

V-ENGINE



# 1989 IMPORT PARTS CATALOG

Figure 8-7300  
Illus. Page 8-173

## ELECTRICAL

ITEM	PART NUMBER	QTY	BODY	MODEL	DESCRIPTION
WIRING HARNESS RAIDER					
1	MF240 050				BOLT, w/Washer
2	MS470 059				CLIP
3	MB571 678				CABLE, Battery Pos. (V Eng.)
	MB617 594				W Eng.
4	MF240 023				BOLT, w/Washer
5	#MF477 026				CLIP, W Eng.
	MF477 025				V Eng.
6	MS440 134				NUT, Flange
7	MB605 510				CABLE, Battery Neg., V Eng.
	MB628 753				W Eng.
8	MF450 886				WASHER, Tooth
9	#MF100 080				BOLT
10	#MB249 290				CABLE, Eng. Ground, V Eng.
	MB249 291				W Eng.
11	MS470 405				BAND, Cable
12	MF450 885				WASHER, Tooth
13	MF240 050				BOLT
14					BAND, Cable, Not Serv.
15	#MB606 836				HARNESS, Front, 5 Speed, Cruise, Pwr. Wdo. V Eng.
	MB606 833				Auto. Trans., Pwr. Wdo., V Eng.
	MB606 832				5 Speed, Pwr. Wdo., V Eng.
	#MB606 835				Auto. Trans., Cruise Cont., V Eng.
	#MB606 837				Auto. Trans., Cruise Cont., Pwr. Wdo., V Eng.
	MB606 834				5 Speed, Cruise Cont., V Eng.
	MB606 830				5 Speed, V Eng.
	MB606 831				Auto. Trans., V Eng.
	MB606 850				5 Speed, W Eng.
16	MB617 485				COVER, Fusible Link, V Eng., Cruise Cont., Pwr. Wdo.
	MB617 485				V Eng., Pwr. Wdo.
	MB617 484				W V Eng.
17	MB037 669				FUSIBLE LINK, (0.85)
18	MB037 668				FUSIBLE LINK, (0.5)
19	#MB596 950				BOX, Fusible Link, V Eng., Pwr. Wdo.
	MB596 949				W V Eng.
	#MB596 950				V Eng., Cruise Cont., Pwr. Wdo.
20	MS810 912				FUSE, 5A
	MS810 914				15A
21	MB031 234				HOLDER, Fuse
22	#MU804 011				DIODE ASSEMBLY
23	MB249 281				FUSE BOX
24	MS810 965				FUSE, 10A Red
	MS810 966				15A Blue
	MS810 967				20A Yellow
25	MB070 398				FUSIBLE LINK, Can.
26	MB510 505				FUSIBLE LINK
27					HARNESS, Control
	#MB571 672				V Eng., 5 Speed, Calif.
	#MB571 673				V Eng., Auto. Trans., Calif.
	MB606 854				W Eng., 5 Speed

**ENGINE:** P=1800 cc  
Blank=All K=1600 cc (w/o Balance Shaft)  
Q=1500 cc W=2600 cc (Truck)

A=2000 cc  
F=2600 cc (Car)  
V=3000 cc

**TRANS:**  
Blank=All

A=Automatic  
M=All Manual  
8=4 x 2 Manual

**SERIES:** H=High  
L=Low E=Economy  
M=Medium P=Premium

**MODELS:** 24 FWD=2-Dr Hatchback (Colt LA=Colt 100/Eagle Vista)  
41 FWD=4-Dr Sedan (Colt LA=Colt 100/Eagle Vista)  
45 FWD-4WD=Sta.Wgn. (Colt LA)  
H41 FWD=4-Dr Sedan (2000 GTX)  
27 RWD-4WD=Pickup(Ram 50,Pwr.Ram 50)  
NOTE: Colt LA 24-41 models and H41 2000 GTX "are Canada only"

24 RWD=2-Dr Hatchback (Conquest)  
24 FWD=2-Dr Hatchback (Colt LC/Colt 200)  
41 FWD=4-Dr Sedan (Colt Summit LC/Colt 200)  
45 FWD-4WD=Sta.Wgn. (Vista)  
27 4WD=Sport Utility (Raider)

# 1989 IMPORT PARTS CATALOG

Figure 8-7300  
Illus. Page 8-174

ELECTRICAL

ITEM	PART NUMBER	QTY	BODY	MODEL	DESCRIPTION
<b>WIRING HARNESS RAIDER</b>					
	#MB606 922				V Eng., Auto. Trans.
	#MB596 946				V Eng., 5 Speed
28	MB617 442				HARNESS, Roof
29	#MB571 675				HARNESS, 4WD Ind., V Eng., 5 Speed
	#MB605 524				V Eng., Auto. Trans.
	MB617 474				W Eng., 5 Speed
30	#MB510 532				HARNESS, Frame W Eng.
	MB571 713				V Eng.
31	MB571 688				PLUG
32	MB510 535				CABLE, Defogger, Pos.
33	MB510 533				HARNESS, Back Door Lt.
	MB510 534				Rt.
34	#MF453 091				SCREW, Tapping, Can.
35	MB510 536				CABLE, Defogger, Neg.
36	#MB327 088				COVER, F/Box, Gray
	MB744 038				Brown
37	MB249 213				LABEL, Fuse Box
	MB510 506				Can.
38	MB338 112				FUSIBLE LINK
39	MS810 046				GROMMET
40	MB434 955				HARNESS, Lic. Lamp
41	MF140 722				BOLT, Flange
42	MD001 790				SUPPORT, High Tension Cable, W Eng.
43	MD997 506				CABLE SET, Spark Plug, V Eng.
	MD997 359				W Eng.
44	#MD114 042				CABLE, Spark Plug, #4, W Eng.
	MD127 200				V Eng.
45	#MD114 041				CABLE, Spark Plug, #3, W Eng.
	MD127 199				V Eng.
46	#MD114 040				CABLE, Spark Plug, #2, W Eng.
	MD127 198				V Eng.
47	#MD114 039				CABLE, Spark Plug, #1, W Eng.
	MD127 197				V Eng.
48	MS851 418				PLUG, Spark, W20EPR-U11
	MS851 188				BP6ES-11
	4106 117				BPR6ES-11
	4106 117				W20EPR-U10
49	MD027 741				SUPPORT, High Tension Cable
50	MD001 795				CLAMP
51	#MD102 130				CABLE, High Tension, W Eng.
	MD128 172				V Eng.
52	#MS470 365				CLIP, Snap
53	MD073 079				COIL, Ignition
54	MS350 169				SCREW, w/Washer
55	MB598 072				SWITCH KIT, Lamp, (1-Term.)
	MB598 075				(2-Term.)
56	MF456 111				SCREW, Tapping
57	MB070 211				CAP
58	MB510 470				HARNESS, Frt. Door Rt., Pwr. Wdo., Door Locks, V Eng.

**ENGINE:** P=1800 cc  
Blank=All K=1600 cc (w/o Balance Shaft)  
Q=1500 cc W=2600 cc (Truck)

**A=2000 cc**  
**F=2600 cc (Car)**  
**V=3000 cc**

**TRANS:**  
Blank=All  
A=Automatic  
M=All Manual  
8=4 x 2 Manual

**SERIES:** H=High  
L=Low  
E=Economy  
M=Medium  
P=Premium

**MODELS:** 24 FWD=2-Dr Hatchback (Colt LA=Colt 100/Eagle Vista)  
41 FWD=4-Dr Sedan (Colt LA=Colt 100/Eagle Vista)  
45 FWD-4WD=Sta.Wgn. (Colt LA)  
H41 FWD=4-Dr Sedan (2000 GTX)  
27 RWD-4WD=Pickup(Ram 50,Pwr.Ram 50)

24 RWD=2-Dr Hatchback (Conquest)  
24 FWD=2-Dr Hatchback (Colt LC/Colt 200)  
41 FWD=4-Dr Sedan (Colt Summit LC/Colt 200)  
45 FWD-4WD=Sta.Wgn. (Vista)  
27 4WD=Sport Utility (Raider)

NOTE: Colt LA 24-41 models and H41 2000 GTX \*are Canada only\*

AR=Use as Required # =New Part Number —=Non Illustrated Part P.A.R.=Paint as Required

NOVEMBER, 1989

# 1989 IMPORT PARTS CATALOG

Figure 8-7300  
Illus. Page 8-175

## ELECTRICAL

ITEM	PART NUMBER	QTY	BODY	MODEL	DESCRIPTION
WIRING HARNESS					
RAIDER					
	MB510 467				Door Lock, V Eng.
	MB605 552				Pwr. Wdo., Lt., V Eng.
	MB622 341				Pwr. Wdo., Door Lock Lt., V Eng.
	MB314 505				Pwr. Wdo., Rt. V Eng.
59	MB243 269				CLIP, (10)
	MF477 029				(25)
60	MB249 340				BAND, (219.5)
61	MB127 201				CABLE, Spark Plug, #5
	MD127 202				#6
63	#MF140 202				BOLT
64	MD131 939				SUPPORT
65	MD110 868				BOLT
66	MD134 596				STAY, Coil
67	MD131 711				COIL, V Eng.
68	#MU430 010				NUT
69	MU800 993				TERMINAL
70	MF477 027				CLIP
71	MF243 624				BOLT
72	MB256 733				CLAMP
73	MB528 786				BRACKET
74	MP605 520				BRACKET
75	MF129 644				BOLT
76	MB605 521				BRACKET

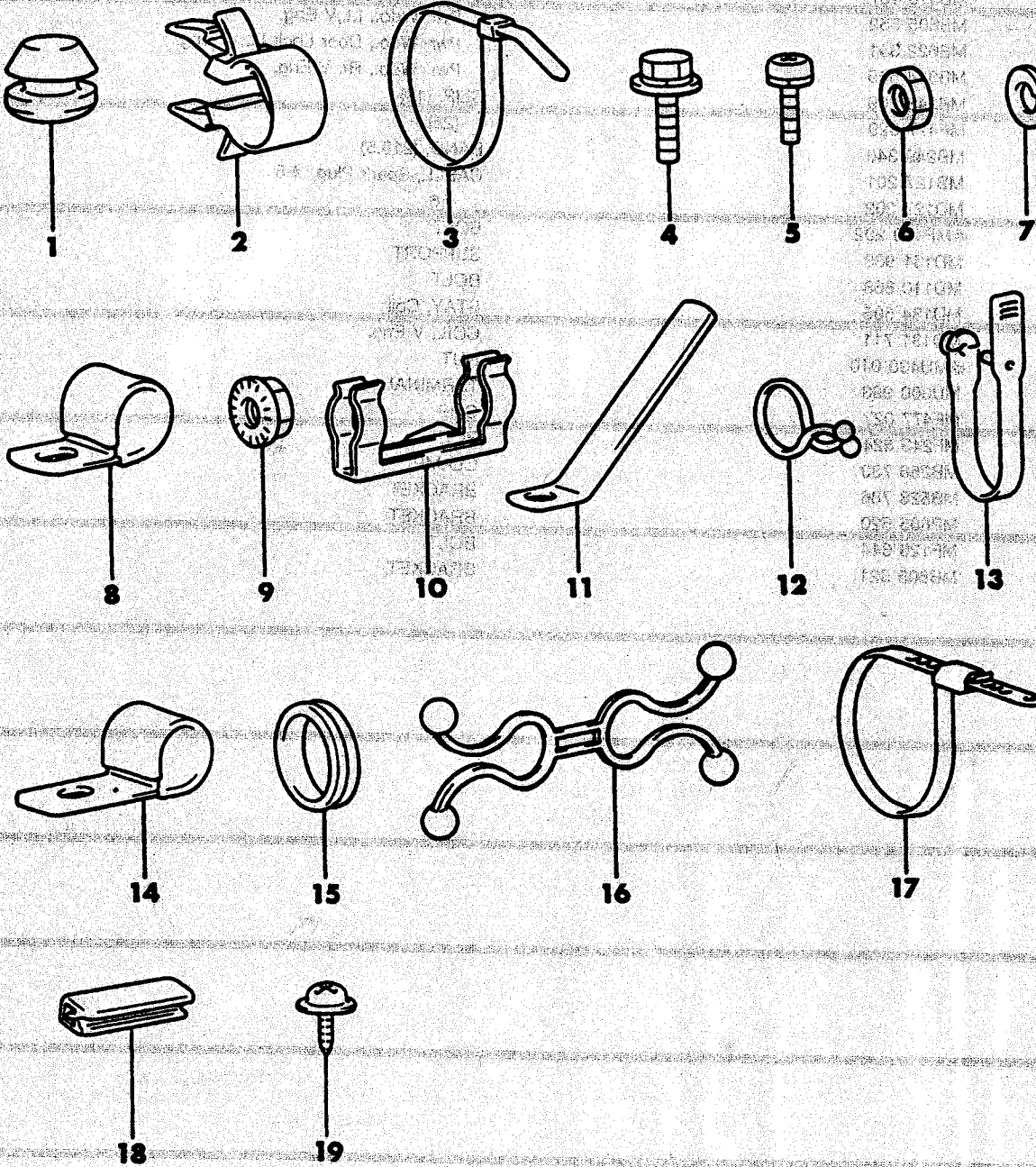
<b>ENGINE:</b>		P=1800 cc	A=2000 cc	<b>TRANS:</b>		A=Automatic
Blank=All		K=1600 cc (w/o Balance Shaft)	F=2600 cc (Car)	Blank=All		M=All Manual
Q=1500 cc		W=2600 cc (Truck)	V=3000 cc			8=4 x 2 Manual
<b>SERIES:</b>		H=High	<b>MODELS:</b>		24 FWD=2-Dr Hatchback (Colt LA=Colt 100/Eagle Vista)	24 RWD=2-Dr Hatchback (Conquest)
L=Low		E=Economy			41 FWD=4-Dr Sedan (Colt LA=Colt 100/Eagle Vista)	24 FWD=2-Dr Hatchback (Colt LC/Colt 200)
M=Medium		P=Premium			45 FWD=4WD=Sta.Wgn. (Colt LA)	41 FWD=4-Dr Sedan (Colt Summit LC/Colt 200)
					H41 FWD=4-Dr Sedan (2000 GTX)	45 FWD=4WD=Sta.Wgn. (Vista)
					27 RWD=4WD=Pickup(Ram 50,Pwr.Ram 50)	27 4WD=Sport Utility (Raider)
					NOTE: Colt LA 24-41 models and H41 2000 GTX "are Canada only"	

AR=Use as Required # =New Part Number — =Non Illustrated Part P.A.R.=Paint as Required

NOVEMBER, 1989

ATTACHING PARTS-WIRING HARNESS  
 RAIDER

9708 7400



NOTE: Check for correct pin and HAT 2000 DTX. See General only.

1. FWD-Wire (Front) to Battery (2000 DTX)  
 2. FWD-Wire (Front) to Battery (2000 DTX)  
 3. FWD-Wire (Front) to Battery (2000 DTX)  
 4. FWD-Wire (Front) to Battery (2000 DTX)  
 5. FWD-Wire (Front) to Battery (2000 DTX)  
 6. FWD-Wire (Front) to Battery (2000 DTX)  
 7. FWD-Wire (Front) to Battery (2000 DTX)  
 8. FWD-Wire (Front) to Battery (2000 DTX)  
 9. FWD-Wire (Front) to Battery (2000 DTX)  
 10. FWD-Wire (Front) to Battery (2000 DTX)  
 11. FWD-Wire (Front) to Battery (2000 DTX)  
 12. FWD-Wire (Front) to Battery (2000 DTX)  
 13. FWD-Wire (Front) to Battery (2000 DTX)  
 14. FWD-Wire (Front) to Battery (2000 DTX)  
 15. FWD-Wire (Front) to Battery (2000 DTX)  
 16. FWD-Wire (Front) to Battery (2000 DTX)  
 17. FWD-Wire (Front) to Battery (2000 DTX)  
 18. FWD-Wire (Front) to Battery (2000 DTX)  
 19. FWD-Wire (Front) to Battery (2000 DTX)

# 1989 IMPORT PARTS CATALOG

Figure 8-7400  
Illus. Page 8-177

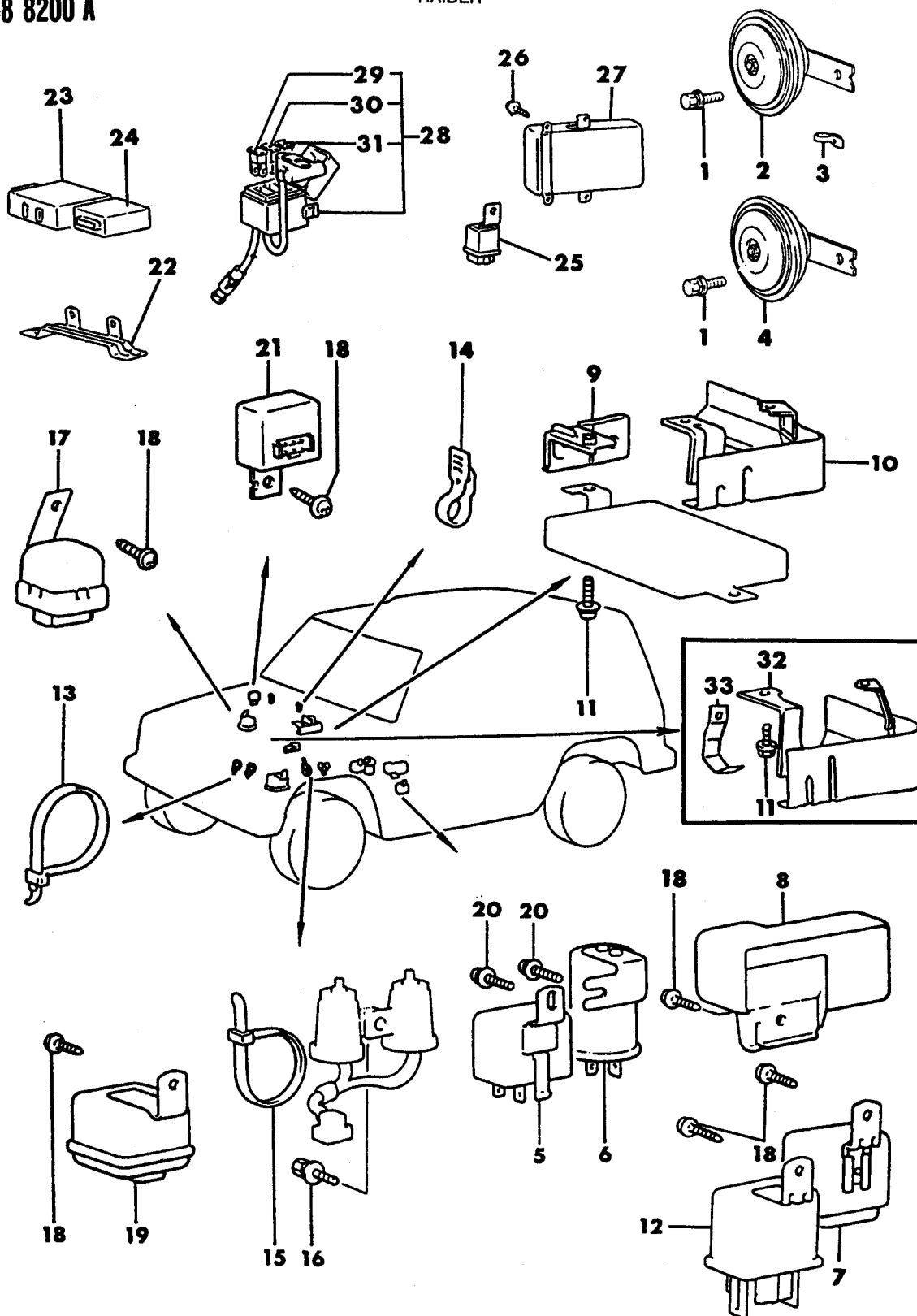
## ELECTRICAL

ITEM	PART NUMBER	QTY	BODY	MODEL	DESCRIPTION
ATTACHING PARTS-WIRING HARNESS RAIDER					
1	MT137 987				PLUG
2	MH020 938				CLIP, Harness
3	MB249 338				BAND, Cable
4	MF243 622				BOLT, w/Washer (6x12)
	# MF243 649				(8x16)
5	MF350 048				SCREW, w/Washer
6	MF430 723				NUT, Jam
7	MF450 403				WASHER, Spring
8	MF477 021				CLIP
9	MS440 121				NUT, Flange (4)
	MS440 503				w/Washer
	MS440 502				(6)
10	MD075 625				BRACKET, Connector
11	MS470 058				CLIP, (60)
	MS470 059				(80)
12	MS470 361				CLIP, Snap
13	MS470 402				BAND, Cable (55)
	MS470 404				(85)
	MS470 405				(100)
14	MB243 269				CLIP, Return Hose
15	MA275 708				GROMMET
16	# MS470 365				CLIP, Snap
17					BAND, Cable, Not Serv.
18	MB399 777				PROTECTOR, Elec. Wiring
19	# MF453 091				SCREW, Tapping

<b>ENGINE:</b>		P=1800 cc	A=2000 cc	<b>TRANS:</b>	A=Automatic
Blank=All		K=1600 cc (w/o Balance Shaft)	F=2600 cc (Car)	Blank=All	M=All Manual
Q=1500 cc		W=2600 cc (Truck)	V=3000 cc		8=4 x 2 Manual
<b>SERIES:</b>	H=High	<b>MODELS:</b>		24 FWD=2-Dr Hatchback (Colt LA=Colt 100/Eagle Vista)	24 RWD=2-Dr Hatchback (Conquest)
L=Low	E=Economy	41 FWD=4-Dr Sedan (Colt LA=Colt 100/Eagle Vista)		24 FWD=2-Dr Hatchback (Colt LC/Colt 200)	
M=Medium	P=Premium	45 FWD-4WD=Sta.Wgn. (Colt LA)		41 FWD=4-Dr Sedan (Colt Summit LC/Colt 200)	
		H41 FWD=4-Dr Sedan (2000 GTX)		45 FWD-4WD=Sta.Wgn. (Vista)	
		27 RWD-4WD=Pickup(Ram 50,Pwr.Ram 50)		27 4WD=Sport Utility (Raider)	
		NOTE: Colt LA 24-41 models and H41 2000 GTX "are Canada only"			

HORN-RELAY-FLASHER-TIMER  
RAIDER

9708 8200 A





# 1989 IMPORT PARTS CATALOG

Figure 8-8200  
Illus. Page 8-197

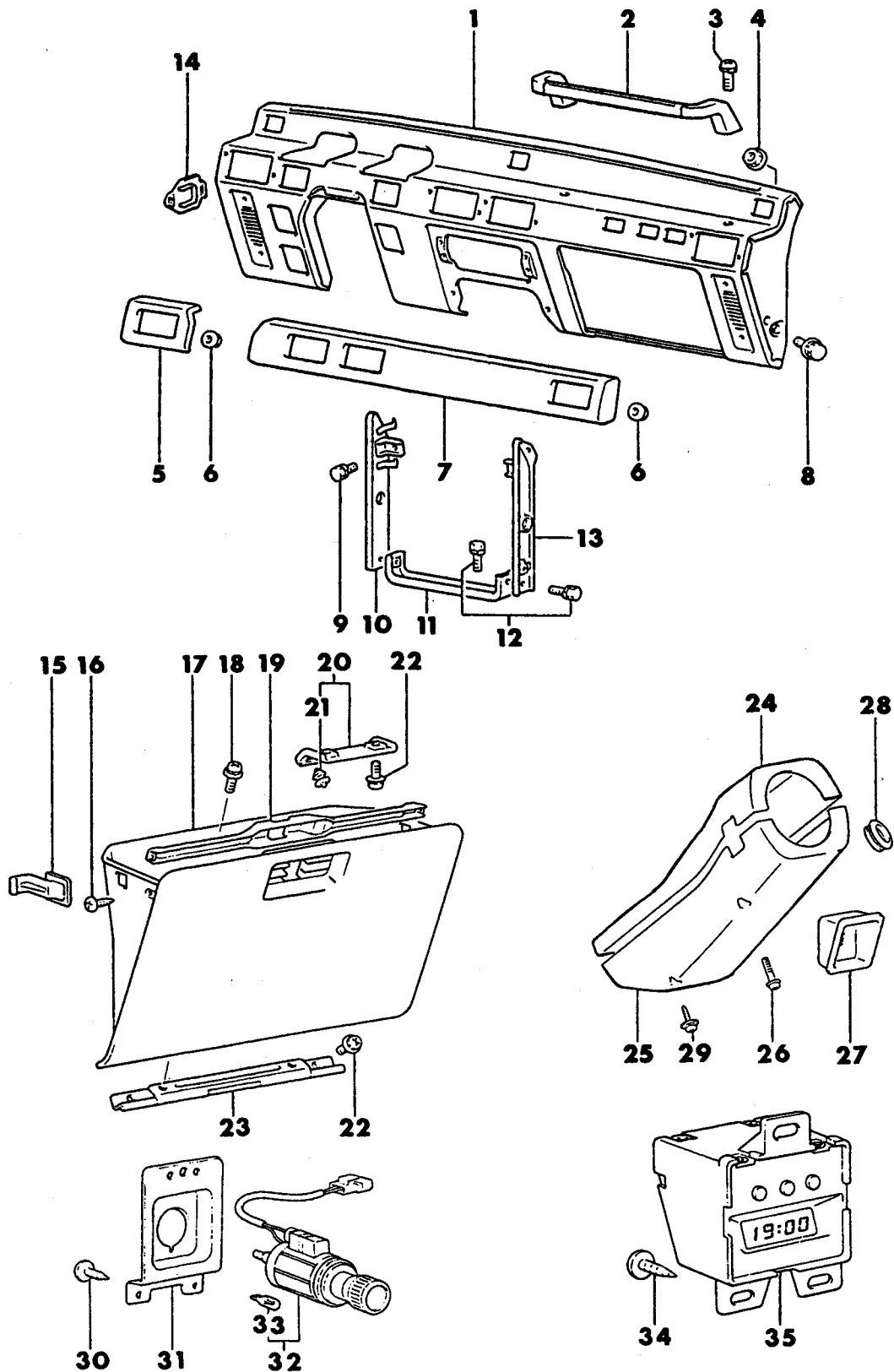
## ELECTRICAL

ITEM	PART NUMBER	QTY	BODY	MODEL	DESCRIPTION
HORN--RELAY--FLASHER--TIMER RAIDER					
1	MS240 085				BOLT, w/Washer
2	MB262 165				HORN, High
3	MS470 402				BAND, Cable
4	MB262 166				HORN, Low
5	MB141 033				FLASHER, T/Sig.
6	MB031 756				FLASHER, Hazard
7	MB286 863				RELAY, Intermittent Wipe
	MB487 227				Rear Wipe & Wash
8	MB141 378				RELAY, Headlamp Washer
9	MB354 142				BRACKET, Computer
10	MB354 143				COVER, Computer
11	MS240 029				BOLT, w/Washer
12	MB510 483				RELAY, Overdrive
13					BAND, Cable, Not Serv.
14	MS470 404				BAND, Cable
15	MB249 338				BAND, Cable
16	MF243 624				BOLT, w/Washer
17	MB543 231				TIMER, Belt Warning
18	MS450 156				SCREW, Tapping
19	MB140 972				RELAY, Light Control
20	MS350 134				SCREW, w/Washer
21	MB541 515				DEFOGGER TIMER UNIT
22	#MB510 481				BRACKET, Relay
23	#MB510 499				CONTROL UNIT, Door
24	#MB358 277				RELAY, Control
25	MB229 456				RELAY, Pwr. Wdo's
26	MF453 031				SCREW, (5x12)
27	#MB571 660				CONTROL UNIT, Speed
28	MB622 302				FUSIBLE LINK
29	MU840 019				FUSIBLE LINK, (30A)
30	MU840 016				FUSIBLE LINK, (40A)
31	MU840 022				FUSIBLE LINK, (100A)
32	MB571 683				COVER, Control Unit
33	MB571 685				BRACKET, Control Unit

<b>ENGINE:</b>		P=1800 cc	A=2000 cc	<b>TRANS:</b>	A=Automatic
Blank=All		K=1600 cc (w/o Balance Shaft)	F=2600 cc (Car)	Blank=All	M=All Manual
Q=1500 cc		W=2600 cc (Truck)	V=3000 cc		8=4 x 2 Manual
<b>SERIES:</b>		H=High	<b>MODELS:</b> 24 FWD=2-Dr Hatchback (Colt LA=Colt 100/Eagle Vista)		
L=Low	E=Economy		41 FWD=4-Dr Sedan (Colt LA=Colt 100/Eagle Vista)	24 RWD=2-Dr Hatchback (Conquest)	
M=Medium	P=Premium		45 FWD-4WD=Sta.Wgn. (Colt LA)	24 FWD=2-Dr Hatchback (Colt LC/Colt 200)	
			H41 FWD=4-Dr Sedan (2000 GTX)	41 FWD=4-Dr Sedan (Colt Summit LC/Colt 200)	
			27 RWD-4WD=Pickup(Ram 50,Pwr.Ram 50)	45 FWD-4WD=Sta.Wgn. (Vista)	
			NOTE: Colt LA 24-41 models and H41 2000 GTX "are Canada only"	27 4WD=Sport Utility (Raider)	

9782 3400

INSTRUMENT PANEL  
27 - RAIDER



# 1989 IMPORT PARTS CATALOG

ELECTRICAL - INSTRUMENT  
PANEL AND CONSOLES

Figure 8A-3400  
Illus. Page 8A-89

ITEM	PART NUMBER	QTY	BODY	MODEL	DESCRIPTION
INSTRUMENT PANEL					
27 - RAIDER					
1					PANEL, Instrument
	MB357 352	1			Grey
	MB736 199	1			Brown
2					GRIP, Assist
	MB736 212	1			Brown
	MB281 969	1			Grey
3	MF350 094	2			SCREW
4	MS440 503	3			NUT
5					PAD, Instrument Panel
	MB208 248	1			Grey
	MB736 206	1			Brown
6	MS440 501	8			NUT
7					PAD, Instrument Panel
	MB208 242	1			Grey
	MB736 204	1			Brown
8	MS240 910	3			BOLT
9	MF243 622	1			BOLT
10	MB521 097	1			REINFORCEMENT, Center, Left
11	MB521 104	1			BRACKET, Backbone
12	MS240 121	6			BOLT
13	MB521 098	1			REINFORCEMENT, Center, Right
14					COVER, Fuse
	# MB327 088	1			Grey
	MB744 038	1			Brown
15	MB244 417	2			STOPPER
16	MF453 093	2			SCREW
17					BOX, Glove
	MB208 251	1			Grey
	MB736 208	1			Brown
18	MF351 668	2			SCREW
19	MB244 415	1			COVER, Glovebox
20	MB244 416	1			STRIKER
21	MB145 348	2			CUSHION, Glovebox
22	MF351 008	4			SCREW
23	MB244 414	1			HINGE
24					COVER, Column, Upper
	MB385 346	1			Grey
	MB736 241	1			Brown
25					COVER, Column, Lower
	MB385 352	1			Grey
	MB736 243	1			Brown
26	MB409 439	5			SCREW
27	MB244 453	1			HOLDER, Switch
28	MB170 679	1			GROMMET
29	MS350 046	2			SCREW
30	# MB326 477	3			SCREW
31	# MB521 102	1			BRACKET, C/Lighter
32	MB259 021	1			CIGAR LIGHTER
33	MS820 083	1			BULB

<b>ENGINE:</b>		P=1800 cc	A=2000 cc	<b>TRANS:</b>	A=Automatic
Blank=All		K=1600 cc (w/o Balance Shaft)	F=2600 cc (Car)	Blank=All	M=All Manual
Q=1500 cc		W=2600 cc (Truck)	V=3000 cc		8=4 x 2 Manual
<b>SERIES:</b>		H=High	<b>MODELS:</b>		
L=Low	E=Economy	24 FWD=2-Dr Hatchback (Colt LA=Colt 100/Eagle Vista)			24 RWD=2-Dr Hatchback (Conquest)
M=Medium	P=Premium	41 FWD=4-Dr Sedan (Colt LA=Colt 100/Eagle Vista)			24 FWD=2-Dr Hatchback (Colt LC/Colt 200)
		45 FWD=4WD=Sta.Wgn. (Colt LA)			41 FWD=4-Dr Sedan (Colt Summit LC/Colt 200)
		H41 FWD=4-Dr Sedan (2000 GTX)			45 FWD=4WD=Sta.Wgn. (Vista)
		27 RWD=4WD=Pickup(Ram 50,Pwr.Ram 50)			27 4WD=Sport Utility (Raider)
		NOTE: Colt LA 24-41 models and H41 2000 GTX "are Canada only"			

AR=Use as Required # =New Part Number - =Non Illustrated Part P.A.R.=Paint as Required

NOVEMBER, 1989

# 1989 IMPORT PARTS CATALOG

Figure 8A-3400  
Illus. Page 8A-90

ELECTRICAL - INSTRUMENT  
PANEL AND CONSOLES

ITEM	PART NUMBER	QTY	BODY	MODEL	DESCRIPTION
------	-------------	-----	------	-------	-------------

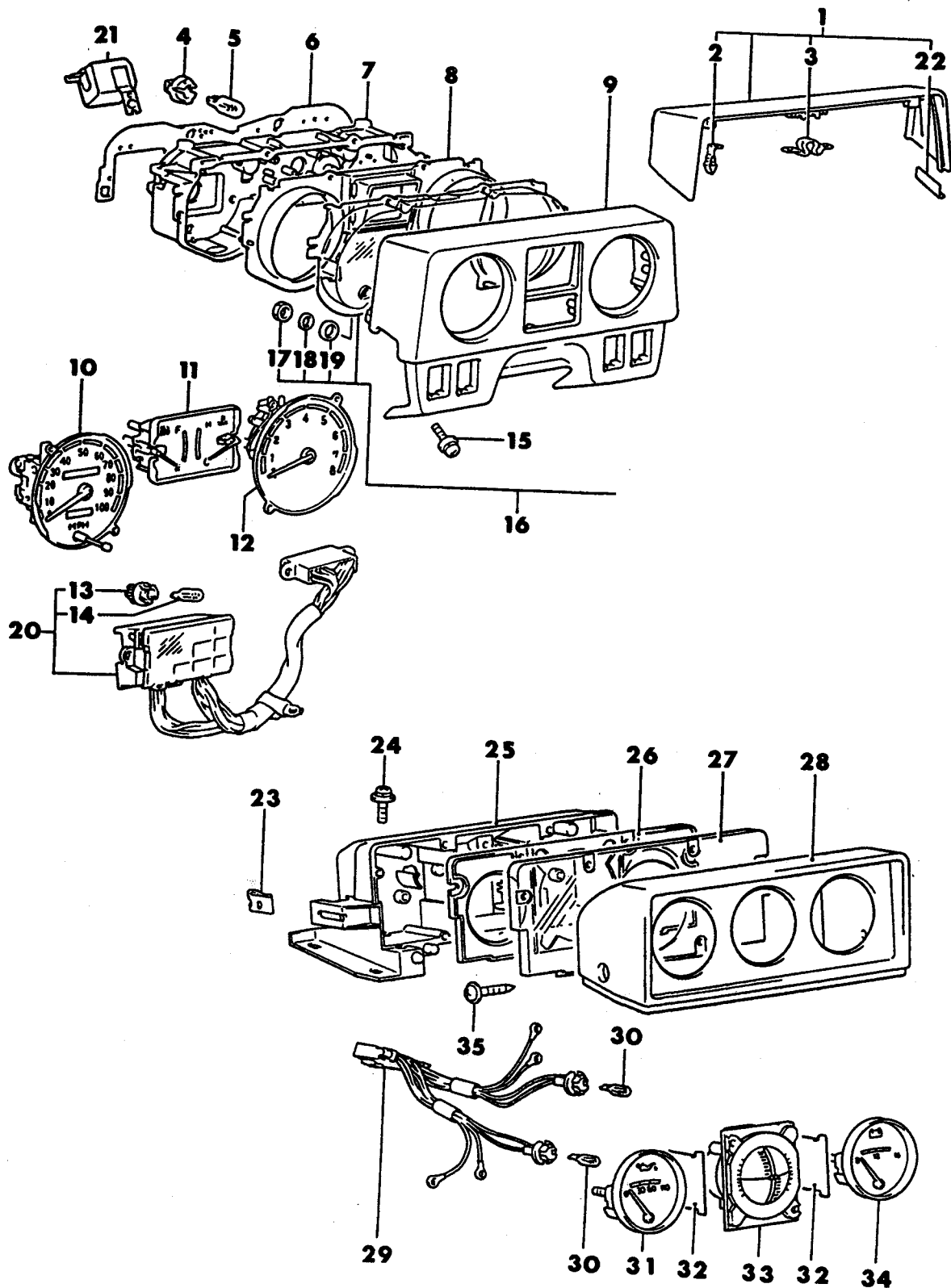
## INSTRUMENT PANEL 27 - RAIDER

34	#MB326 477	3			SCREW
35	#MB521 100	1			CLOCK, Digital

<b>ENGINE:</b>	P=1800 cc	A=2000 cc	<b>TRANS:</b>	A=Automatic
Blank=All	K=1600 cc (w/o Balance Shaft)	F=2600 cc (Car)	Blank=All	M=All Manual
Q=1500 cc	W=2600 cc (Truck)	V=3000 cc		8=4 x 2 Manual
<b>SERIES:</b>	H=High	<b>MODELS:</b> 24 FWD=2-Dr Hatchback (Colt LA=Colt 100/Eagle Vista)	24 RWD=2-Dr Hatchback (Conquest)	
L=Low	E=Economy	41 FWD=4-Dr Sedan (Colt LA=Colt 100/Eagle Vista)	24 FWD=2-Dr Hatchback (Colt LC/Colt 200)	
M=Medium	P=Premium	45 FWD-4WD=Sta.Wgn. (Colt LA)	41 FWD=4-Dr Sedan (Colt Summit LC/Colt 200)	
		H41 FWD=4-Dr Sedan (2000 GTX)	45 FWD-4WD=Sta.Wgn. (Vista)	
		27 RWD-4WD=Pickup(Ram 50,Pwr.Ram 50)	27 4WD=Sport Utility (Raider)	
		NOTE: Colt LA 24-41 models and H41 2000 GTX "are Canada only"		



9782 3500

INSTRUMENT PANEL  
CLUSTER  
27 - RAIDER

# 1989 IMPORT PARTS CATALOG

ELECTRICAL - INSTRUMENT  
PANEL AND CONSOLES

Figure 8A-3500  
Illus. Page 8A-93

ITEM	PART NUMBER	QTY	BODY	MODEL	DESCRIPTION
INSTRUMENT PANEL CLUSTER 27 - RAIDER					
1					HOOD, Meter
	MB208 281	1			Grey
	MB736 211	1			Brown
2	MB135 922	2			SPRING
3	MB135 923	1			SPRING
4	MB045 009	5			SOCKET
5	MF820 572	5			BULB
6					BOARD, Printed Circuit
	MB562 069	1			w/Five Speed Trans., Canada
	MB561 998	1			w/Five Speed Trans.
	MB562 068	1			w/Auto Trans., Canada
	MB562 070	1			w/Auto Trans.
7					CASE, Meter
	MB562 061	1			w/2000 cc Eng., Canada
	MB562 062	1			
8	MB562 002	1			FRAME, Meter
9					HOOD, Meter
	MB725 582	1			Grey
	MB736 275	1			Brown
10	MB562 052	1			SPEEDOMETER
11	MB562 058	1			GAUGE, Fuel/Temperature
12	MB562 054	1			TACHOMETER
13	#MB066 067	11			SOCKET
14	MS820 083	11			BULB
15	MF351 012	3			SCREW
16	MB281 098	1			GLASS, Meter
17	MB281 541	1			NUT
18	MB281 540	1			WASHER
19	MB281 539	1			PACKING
20					PANEL, Indicator
	MB561 995	1			w/Five Speed Trans.
	MB561 994	1			w/Auto Trans.
21	#MB037 710	1			BUZZER
22	#MB358 889	2			PACKING
23	MB135 995	2			NUT, Spring
24	MF243 622	3			SCREW
25	#MB357 345	1			CASE, Meter
26	#MB357 348	2			PLATE, Partition
27	#MB357 347	1			GLASS, Meter
28					PAD, Meter
	MB702 955	1			Grey
	MB702 956	1			Brown
29	#MB357 349	1			HARNES, Meter
30	MF820 572	2			BULB
34	MB521 132	1			GAUGE, Oil
32	#MB357 346	1			PLATE, Window
33	#MB385 657	1			METER
34	#MB521 129	1			GAUGE, Volt
35	MS450 177	2			SCREW

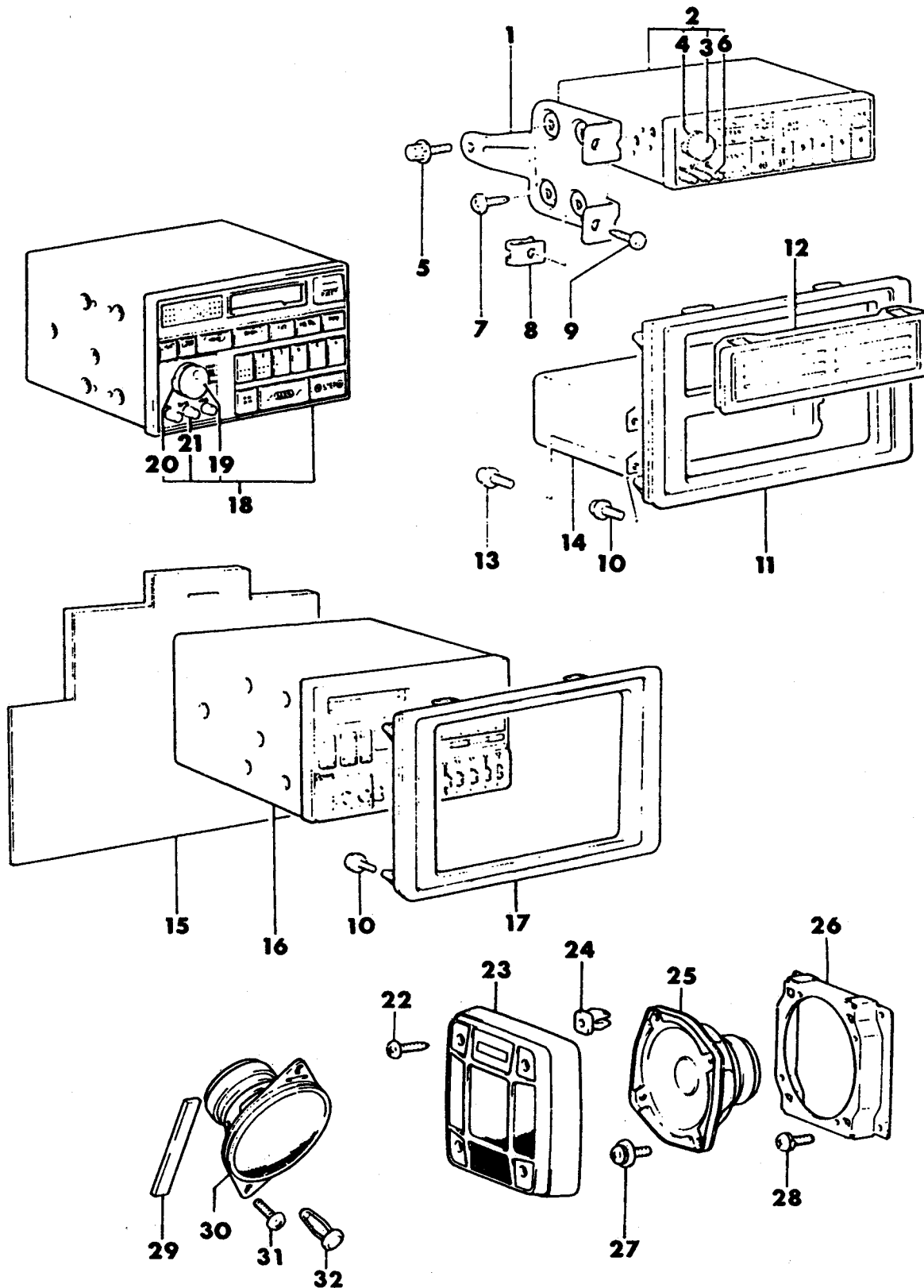
<b>ENGINE:</b>		P=1800 cc	A=2000 cc	<b>TRANS:</b>	A=Automatic
Blank=All		K=1600 cc (w/o Balance Shaft)	F=2600 cc (Car)	Blank=All	M=All Manual
Q=1500 cc		W=2600 cc (Truck)	V=3000 cc		8=4 x 2 Manual
<b>SERIES:</b>		H=High	<b>MODELS:</b>		
L=Low		E=Economy	24 FWD=2-Dr Hatchback (Colt LA=Colt 100/Eagle Vista)		
M=Medium		P=Premium	41 FWD=4-Dr Sedan (Colt LA=Colt 100/Eagle Vista)		
			45 FWD-4WD=Sta.Wgn. (Colt LA)		
			H41 FWD=4-Dr Sedan (2000 GTX)		
			27 RWD-4WD=Pickup(Ram 50,Pwr.Ram 50)		
			NOTE: Colt LA 24-41 models and H41 2000 GTX "are Canada only"		
			24 RWD=2-Dr Hatchback (Conquest)		
			24 FWD=2-Dr Hatchback (Colt LC/Colt 200)		
			41 FWD=4-Dr Sedan (Colt Summit LC/Colt 200)		
			45 FWD-4WD=Sta.Wgn. (Vista)		
			27 4WD=Sport Utility (Raider)		

AR=Use as Required # =New Part Number — =Non Illustrated Part P.A.R.=Paint as Required

NOVEMBER, 1989

RADIO AND SPEAKERS  
27 - RAIDER

9782 3700





# 1989 IMPORT PARTS CATALOG

ELECTRICAL - INSTRUMENT  
PANEL AND CONSOLES

Figure 8A-3700  
Illus. Page 8A-95

ITEM	PART NUMBER	QTY	BODY	MODEL	DESCRIPTION
RADIO AND SPEAKERS					
27 - RAIDER					
1	#MB521 106	2			BRACKET, Radio
2	MB541 033	1			RADIO, Am/Fm
3	MB541 101	1			KNOB, Volume
4	MB541 102	1			KNOB, Fader
5	MF100 005	2			BOLT
6	MB541 103	3			KNOB, Radio
7	MS200 329	8			SCREW
8	MB135 995	4			NUT
9	MF453 033	4			SCREW
10	MB326 477	4			SCREW
11					PANEL, Radio
	MB702 957	1			Grey
	MB736 263	1			Brown
12	MB423 642	1			PANEL, Radio
13	#MB326 477	2			SCREW
14	#MB424 018	1			BOX, Console
15	MB381 655	1			PAD, Radio Heat
16	#MB488 875	1			RADIO, Am/Fm/Mpx 4T
17					PANEL, Radio
	MB719 850	1			Grey
	MB736 276	1			Brown
18	MB541 075	1			RADIO, Am/Fm/Mpx 4T
19	#MB541 057	1			KNOB, Volume
20	#MB541 058	1			KNOB, Fader
21	#MB541 054	3			KNOB, Radio
22	MF456 221	8			SCREW
23	MB571 598	2			GRILLE, Speaker
24	MS480 001	8			GROMMET
25	MB509 515	2			SPEAKER
26	MB571 510	2			BRACKET, Speaker
27	MF351 008	8			SCREW
28	MF350 047	8			SCREW
29	MB571 480	4			PAD, Speaker
30	MB509 514	2			SPEAKER
31	MF201 547	4			SCREW
32	MS470 073	4			CLIP

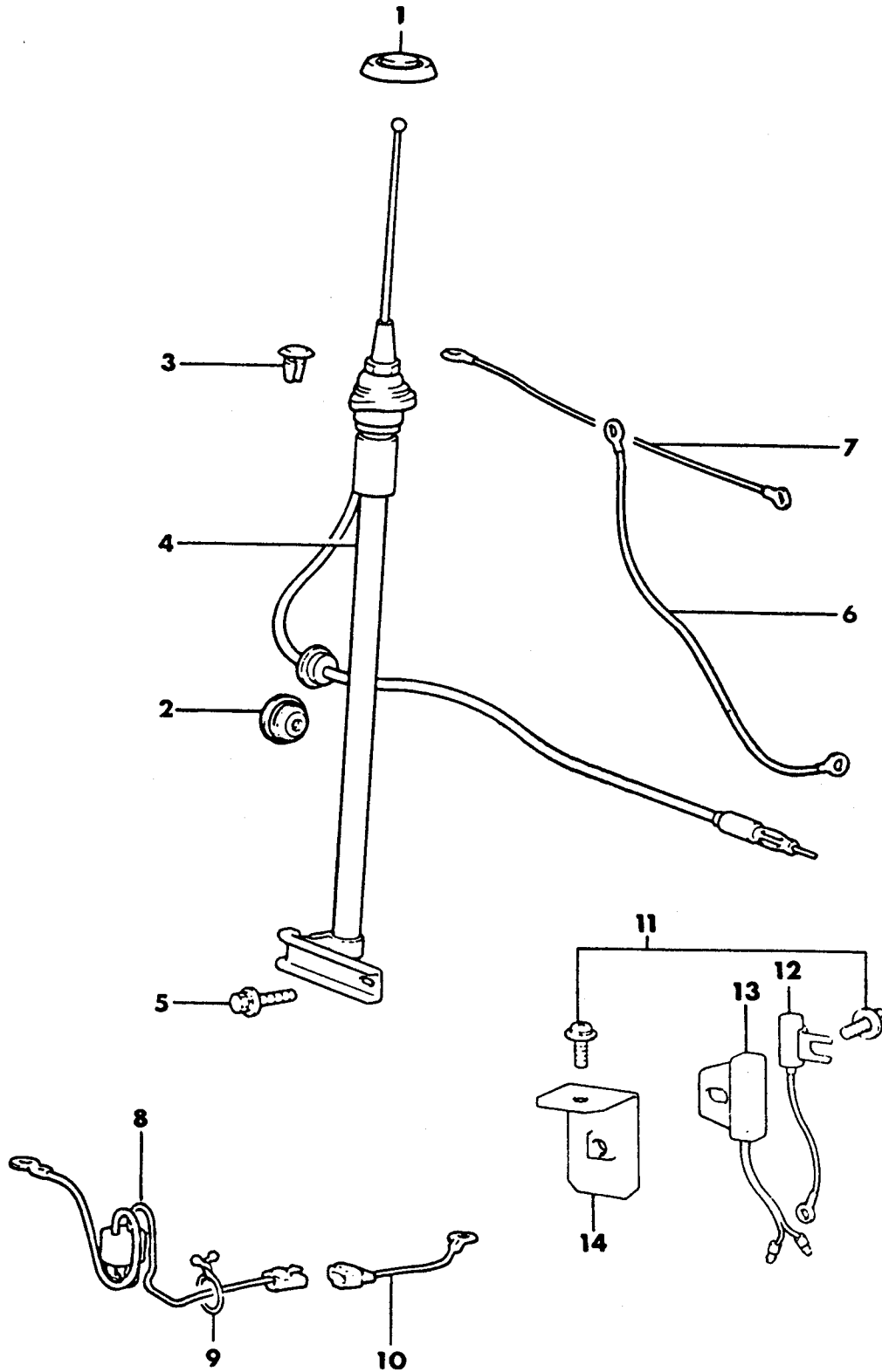
<b>ENGINE:</b>	P=1800 cc	A=2000 cc	<b>TRANS:</b>	A=Automatic
Blank=All	K=1600 cc (w/o Balance Shaft)	F=2600 cc (Car)	Blank=All	M=All Manual
Q=1500 cc	W=2600 cc (Truck)	V=3000 cc		8=4 x 2 Manual
<b>SERIES:</b>	H=High	<b>MODELS:</b>	24 FWD=2-Dr Hatchback (Colt LA=Colt 100/Eagle Vista)	
L=Low	E=Economy		41 FWD=4-Dr Sedan (Colt LA=Colt 100/Eagle Vista)	
M=Medium	P=Premium		45 FWD-4WD=Sta.Wgn. (Colt LA)	
			H41 FWD=4-Dr Sedan (2000 GTX)	
			27 RWD-4WD=Pickup(Ram 50,Pwr.Ram 50)	
			NOTE: Colt LA 24-41 models and H41 2000 GTX "are Canada only"	
			24 RWD=2-Dr Hatchback (Conquest)	
			24 FWD=2-Dr Hatchback (Colt LC/Colt 200)	
			41 FWD=4-Dr Sedan (Colt Summit LC/Colt 200)	
			45 FWD-4WD=Sta.Wgn. (Vista)	
			27 4WD=Sport Utility (Raider)	

AR=Use as Required # =New Part Number — =Non Illustrated Part P.A.R.=Paint as Required

NOVEMBER, 1989

9782 3800

ANTENNA  
27 - RAIDER



# 1989 IMPORT PARTS CATALOG

ELECTRICAL - INSTRUMENT  
PANEL AND CONSOLES

Figure 8A-3800  
Illus. Page 8A-97

ITEM	PART NUMBER	QTY	BODY	MODEL	DESCRIPTION
------	-------------	-----	------	-------	-------------

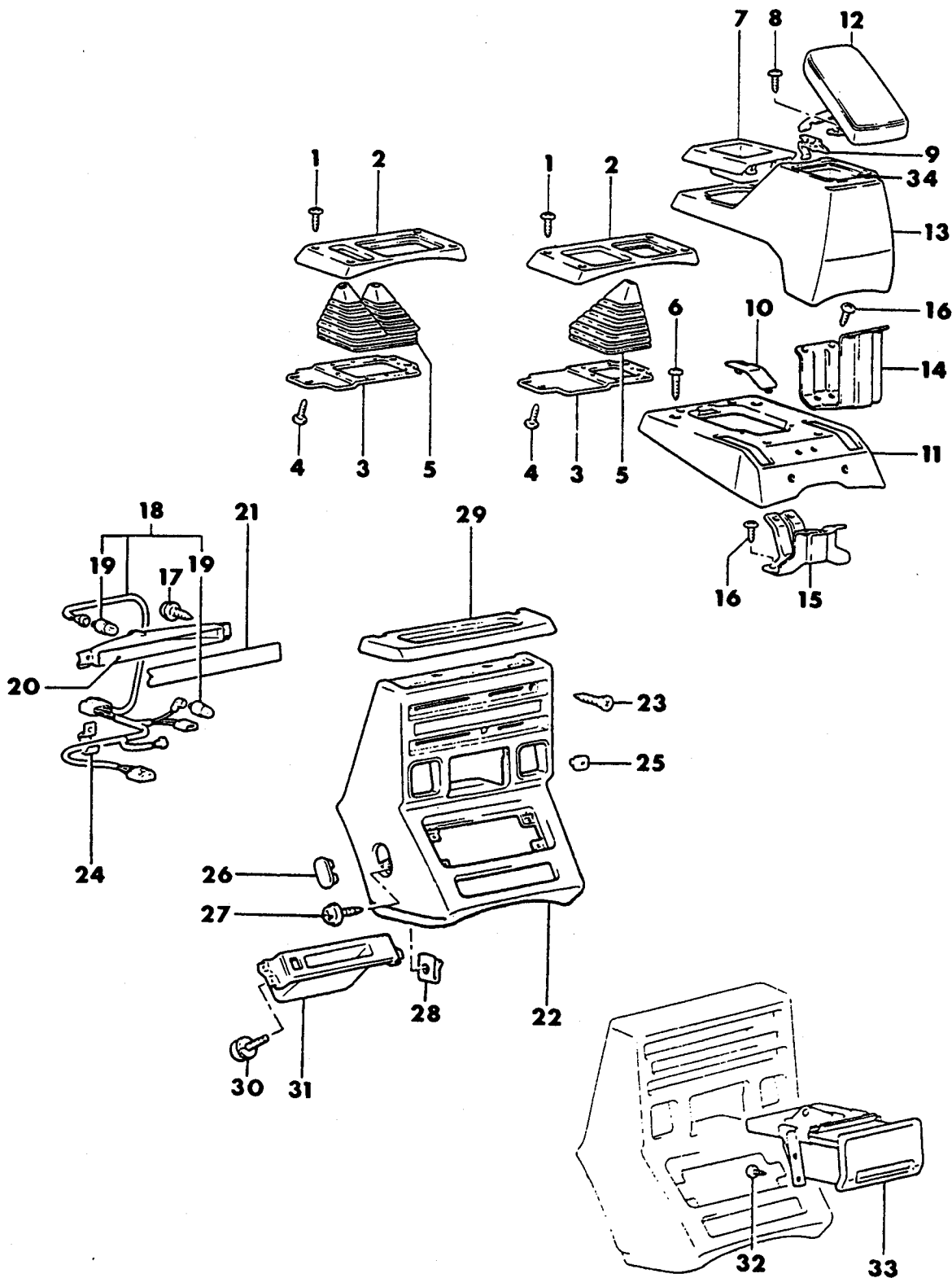
## ANTENNA 27 - RAIDER

1	MB330 208	1			PLUG, Antenna
2	MS660 182	1			PLUG
3	MB115 492	1			CLIP
4	MB330 205	1			ANTENNA
	MB261 196	1			MAST, Antenna
5	#MS240 021	1			BOLT
6	MB249 143	1			CABLE, Ground
	#MF243 649	1			BOLT, Cable
7	MB141 852	1			CABLE, Ground
8	MB249 343	1			CONDENSER, Noise
9	MS470 361	1			CLIP, Snap
10	MB542 227	1			CABLE
11	#MF350 768	2			SCREW
12	MB488 821	1			FILTER, Noise
13	MB435 709	1			CONDENSER, Noise
14	MB622 343	1			BRACKET, Filter

<b>ENGINE:</b>		P=1800 cc	A=2000 cc	<b>TRANS:</b>		A=Automatic
Blank=All		K=1600 cc (w/o Balance Shaft)	F=2600 cc (Car)	Blank=All		M=All Manual
Q=1500 cc		W=2600 cc (Truck)	V=3000 cc			8=4 x 2 Manual
<b>SERIES:</b>		H=High	<b>MODELS:</b>		24 FWD=2-Dr Hatchback (Colt LA=Colt 100/Eagle Vista)	24 RWD=2-Dr Hatchback (Conquest)
L=Low		E=Economy	41 FWD=4-Dr Sedan (Colt LA=Colt 100/Eagle Vista)		24 FWD=2-Dr Hatchback (Colt LC/Colt 200)	41 FWD=4-Dr Sedan (Colt Summit LC/Colt 200)
M=Medium		P=Premium	45 FWD-4WD=Sta.Wgn. (Colt LA)		45 FWD-4WD=Sta.Wgn. (Vista)	27 4WD=Sport Utility (Raider)
			H41 FWD=4-Dr Sedan (2000 GTX)			
			27 RWD-4WD=Pickup(Ram 50,Pwr.Ram 50)			
			NOTE: Colt LA 24-41 models and H41 2000 GTX "are Canada only"			

9782 3900

CONSOLES  
 27 - RAIDER



# 1989 IMPORT PARTS CATALOG

ELECTRICAL - INSTRUMENT  
PANEL AND CONSOLES

Figure 8A-3900  
Illus. Page 8A-99

ITEM	PART NUMBER	QTY	BODY	MODEL	DESCRIPTION
CONSOLES					
27 - RAIDER					
1	MF453 393	4			SCREW
2					CONSOLE, Floor, Front
					w/Five Speed Trans.
	MB701 888	1			Grey
	MB736 265	1			Brown
					w/Auto Trans.
	MB701 890	1			Grey
	MB736 266	1			Brown
3					REINFORCEMENT, Console
	MB521 127	1			w/Five Speed Trans.
	MB521 128	1			w/Auto Trans.
4	MF453 031	4			SCREW
5					BOOT, Shift Lever
	MB603 172	1			w/Five Speed Trans
	MB521 126	1			w/Auto Trans.
6	MF453 097	2			SCREW
7					PANEL, Rear Console
	MB521 116	1			w/Five Speed Trans.
	MB521 118	1			w/Auto Trans.
8	MF453 033	8			SCREW
9	MB170 646	1			STRIKER
10					PLATE
	MB281 073	1			Grey
	MB736 223	1			Brown
11					CONSOLE, Floor, Rear
	MB701 815	1			Grey
	MB736 219	1			Brown
12					LID, Console
	MB711 754	1			Grey
	MB736 224	1			Brown
13					CONSOLE, Floor
	MB701 896	1			Grey
	MB736 272	1			Brown
14	MB521 120	1			BRACKET, Inner Console
15	MB521 121	1			BRACKET, Floor Console
16	MF453 033	6			SCREW
17	MB409 435	5			SCREW
18	MB521 094	1			HARNES, Center Panel
19	MS820 083	2			BULB
20	MB521 091	1			HOLDER, Lamp
21	# MB521 093	1			BEZEL, Heater/AC Control
22					PANEL, Center
	MB701 878	1			Grey
	MB736 258	1			Brown
23	MF205 748	2			SCREW
24	MS470 066	2			CLIP
25	MB281 977	1			PLUG, A/C
26					PLUG
	MB208 299	2			Grey

<b>ENGINE:</b>	P=1800 cc	A=2000 cc	<b>TRANS:</b>	A=Automatic
Blank=All	K=1600 cc (w/o Balance Shaft)	F=2600 cc (Car)	Blank=All	M=All Manual
Q=1500 cc	W=2600 cc (Truck)	V=3000 cc		8=4 x 2 Manual
<b>SERIES:</b>	H=High	<b>MODELS:</b>	24 RWD=2-Dr Hatchback (Conquest)	
L=Low	E=Economy	41 FWD=4-Dr Sedan (Colt LA=Colt 100/Eagle Vista)	24 FWD=2-Dr Hatchback (Colt LC/Colt 200)	
M=Medium	P=Premium	45 FWD=4WD=Sta.Wgn. (Colt LA)	41 FWD=4-Dr Sedan (Colt Summit LC/Colt 200)	
		H41 FWD=4-Dr Sedan (2000 GTX)	45 FWD=4WD=Sta.Wgn. (Vista)	
		27 RWD=4WD=Pickup(Ram 50,Pwr.Ram 50)	27 4WD=Sport Utility (Raider)	
		NOTE: Colt LA 24-41 models and H41 2000 GTX "are Canada only"		

AR=Use as Required # =New Part Number -- =Non Illustrated Part P.A.R.=Paint as Required

NOVEMBER, 1989

# 1989 IMPORT PARTS CATALOG

Figure 8A-3900  
Illus. Page 8A-100

ELECTRICAL - INSTRUMENT  
PANEL AND CONSOLES

ITEM	PART NUMBER	QTY	BODY	MODEL	DESCRIPTION
------	-------------	-----	------	-------	-------------

## CONSOLES 27 - RAIDER

	MB736 209	2			Brown
27	MS452 328	2			SCREW
28	MS440 152	2			NUT, Spring
29					PAD, Center Panel
	MB701 886	1			Grey
	MB736 262	1			Brown
30	MB326 477	4			SCREW
31					PANEL, Box
	MB701 880	1			Grey
	MB736 259	1			Brown
32	MB326 477	4			SCREW
33					ASH TRAY
	MB701 780	1			Grey
	MB736 264	1			Brown
34	MB326 548	1			BOX, Inner

<b>ENGINE:</b>		P=1800 cc	A=2000 cc	<b>TRANS:</b>		A=Automatic
Blank=All		K=1600 cc (w/o Balance Shaft)	F=2600 cc (Car)	Blank=All		M=All Manual
Q=1500 cc		W=2600 cc (Truck)	V=3000 cc			8=4 x 2 Manual
<b>SERIES:</b>		H=High	<b>MODELS:</b>		24 FWD=2-Dr Hatchback (Colt LA=Colt 100/Eagle Vista)	24 RWD=2-Dr Hatchback (Conquest)
L=Low		E=Economy			41 FWD=4-Dr Sedan (Colt LA=Colt 100/Eagle Vista)	24 FWD=2-Dr Hatchback (Colt LC/Colt 200)
M=Medium		P=Premium			45 FWD=4WD=Sta.Wgn. (Colt LA)	41 FWD=4-Dr Sedan (Colt Summit LC/Colt 200)
					H41 FWD=4-Dr Sedan (2000 GTX)	45 FWD=4WD=Sta.Wgn. (Vista)
					27 RWD=4WD=Pickup(Ram 50,Pwr.Ram 50)	27 4WD=Sport Utility (Raider)
					NOTE: Colt LA 24-41 models and H41 2000 GTX "are Canada only"	

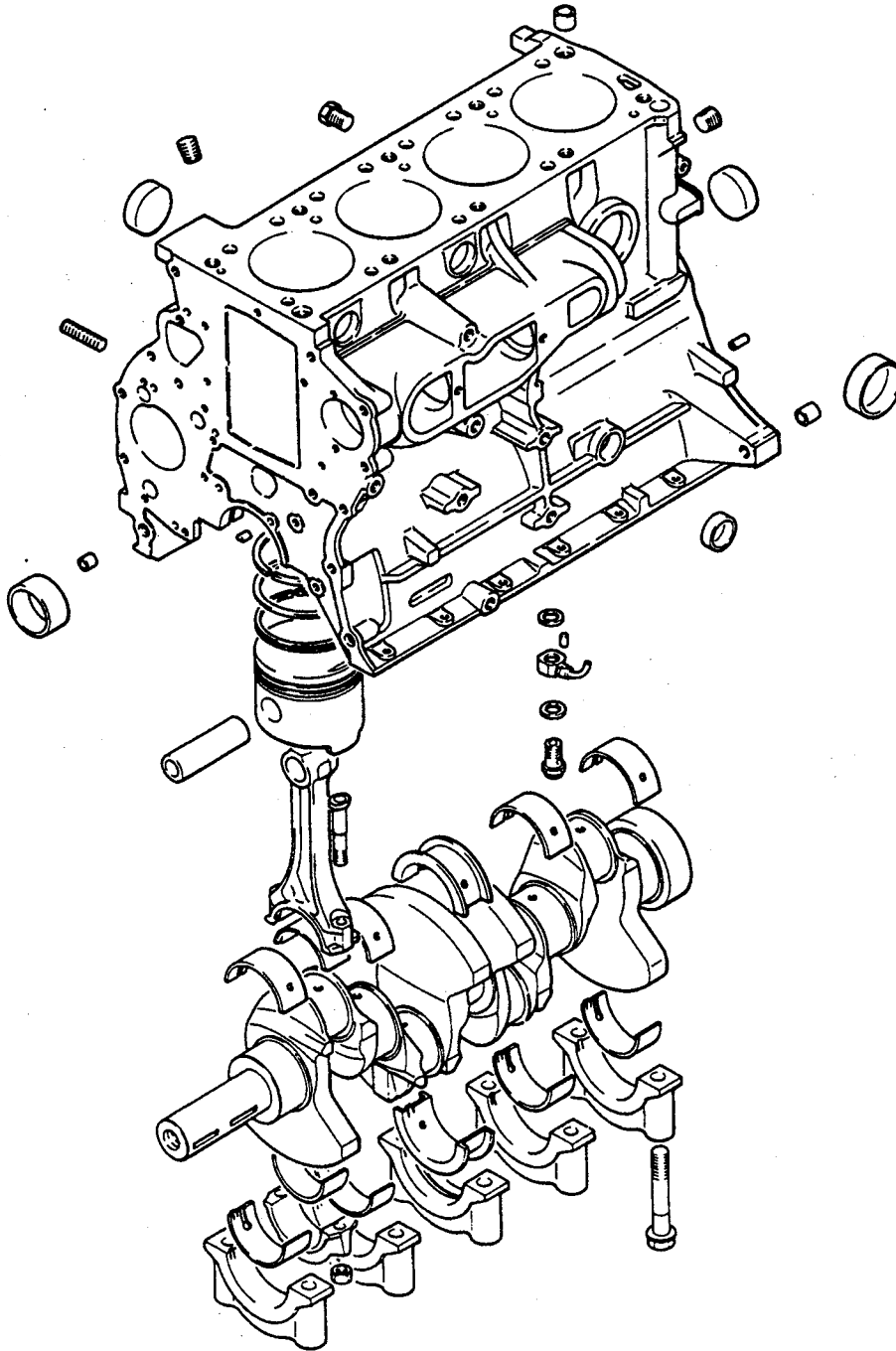
AR=Use as Required # =New Part Number -- =Non Illustrated Part P.A.R.=Paint as Required

NOVEMBER, 1989



9758 5500

ENGINE, SHORT  
24RWD,27  
2.6 L ENGINE





# 1989 IMPORT PARTS CATALOG

Figure 9A-5500  
Illus. Page 9A-159

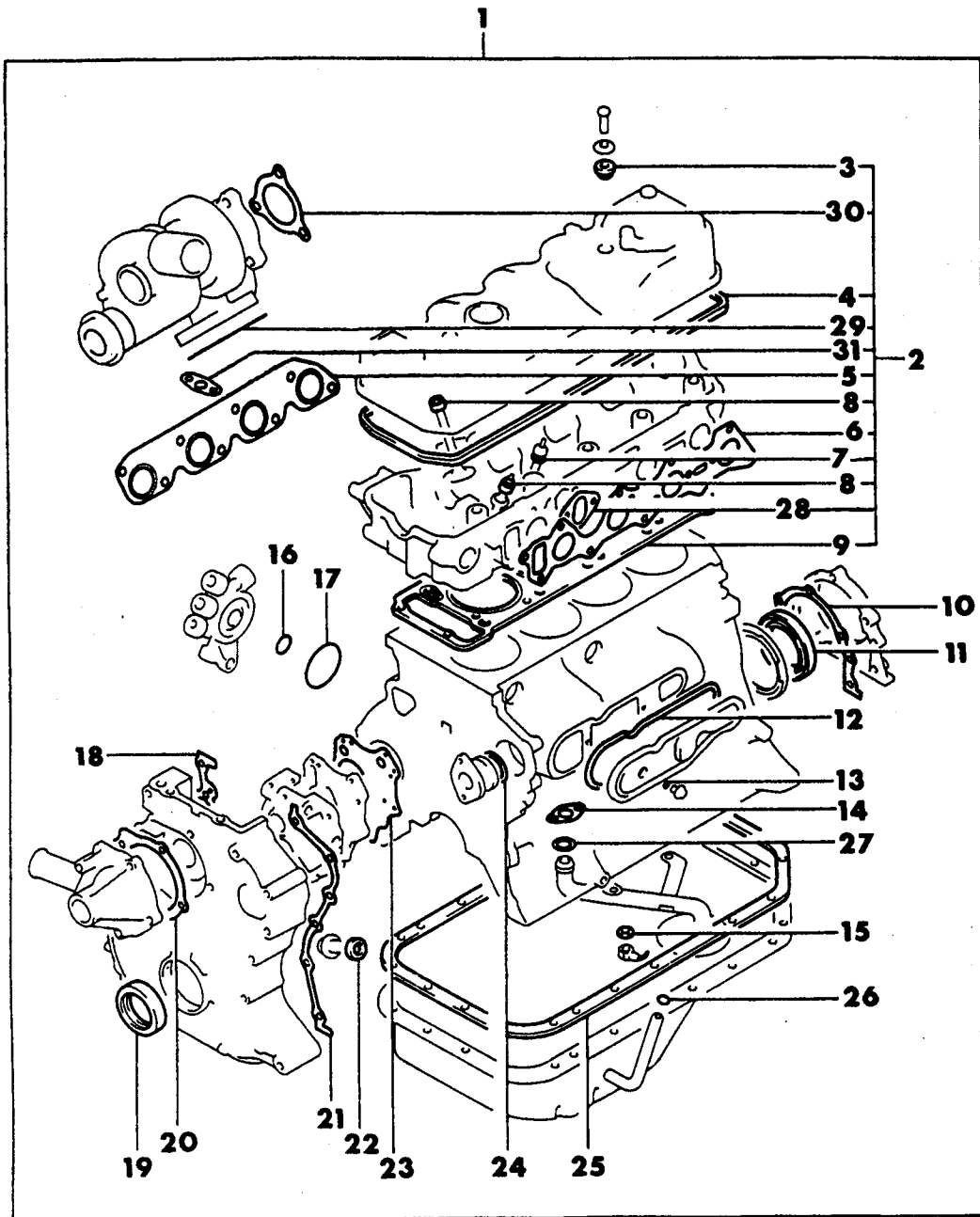
ENGINE, 4 CYLINDER

ITEM	PART NUMBER	QTY	BODY	MODEL	DESCRIPTION
ENGINE, SHORT					
24RWD,27					
2.6 L ENGINE					
	MD106 877	1		24 RWD	ENGINE, Short
	MD076 673	1		27	

<b>ENGINE:</b>	P=1800 cc	A=2000 cc	<b>TRANS:</b>	A=Automatic
Blank=All	K=1600 cc (w/o Balance Shaft)	F=2600 cc (Car)	Blank=All	M=All Manual
Q=1500 cc	W=2600 cc (Truck)	V=3000 cc		8=4 x 2 Manual
<b>SERIES:</b>	H=High	<b>MODELS:</b> 24 FWD=2-Dr Hatchback (Colt LA=Colt 100/Eagle Vista)		24 RWD=2-Dr Hatchback (Conquest)
L=Low	E=Economy	41 FWD=4-Dr Sedan (Colt LA=Colt 100/Eagle Vista)		24 FWD=2-Dr Hatchback (Colt LC/Colt 200)
M=Medium	P=Premium	45 FWD=4WD=Sta.Wgn. (Colt LA)		41 FWD=4-Dr Sedan (Colt Summit LC/Colt 200)
		H41 FWD=4-Dr Sedan (2000 GTX)		45 FWD=4WD=Sta.Wgn. (Vista)
		27 RWD=4WD=Pickup(Ram 50,Pwr.Ram 50)		27 4WD=Sport Utility (Raider)
		NOTE: Colt LA 24-41 models and H41 2000 GTX "are Canada only"		

GASKET SETS  
24RWD,27  
2.6 L ENGINE

9758 5600



# 1989 IMPORT PARTS CATALOG

ENGINE, 4 CYLINDER

Figure 9A-5600  
Illus. Page 9A-161

ITEM	PART NUMBER	QTY	BODY	MODEL	DESCRIPTION
GASKET SETS 24RWD,27 2.6 L ENGINE					
1	MD997 458	1		24 RWD	GASKET SET, Engine Overhaul
	MD997 049	1		27	
2	MD997 457	1		24 RWD	GASKET SET, Engine Upper
	MD997 020	1		27	
3	MD000 523	2			OIL SEAL, Cylinder Head Cover
4	MD024 682	1			GASKET, Cylinder Head Cover
5	MD102 683	1		24 RWD	GASKET, Exhaust Manifold
	MD025 593	1		27	
6	MD060 243	1		24 RWD	GASKET, Intake Manifold
	MD024 628	1		27	
7	MD009 786	4			O-RING, Jet Valve
8	MD000 508	4			SEAL, Intake Valve Stem
	MD000 508	4			SEAL, Exhaust Valve Stem
9	MD115 646	1		24 RWD	GASKET, Cylinder Head
	MD110 383	1		27	
10	MD020 292	1			GASKET, Crankshaft Rear Oil Seal Case
11	MD069 947	1			OIL SEAL, Crankshaft Rear
12	MD020 239	1			GASKET, Balance Shaft Cover
13	MD020 256	2			O-RING, Balance Shaft Cover
14	MD021 577	1			GASKET, Oil Pump Pickup Screen
15	#MF660 034	8		24 RWD	GASKET, Oil Jet (12mm)
16	MF520 015	1		24 RWD	O-RING, Oil Filter Bracket (22mm)
	#MF520 004	1		RAIDER	
17	MF520 588	1		24 RWD	O-RING, Oil Filter Bracket (60mm)
18	MD020 324	1			GASKET, Chain Case Right
19	MD020 308	1			OIL SEAL, Crankshaft Front
20	MD021 495	1			GASKET, Water Pump
21	MD020 325	1			GASKET, Chain Case Left
22	MD050 317	1			GASKET, Oil Pan Drain Plug (14mm)
	MD000 312	1		27	(18.2mm)
23	MD060 521	1			GASKET, Oil Pump
24	MD021 045	1			O-RING, Balance Shaft Thrust Plate
25	MD020 232	1			GASKET, Engine Oil Pan
26	#MF520 004	1			O-RING, Oil Level Indicator Tube (9mm)
27	MD068 388	1		24 RWD	O-RING, Oil Pump Pickup Screen
28	MD023 388	2			GASKET, Fuel Pump
29	MD041 333	1		24 RWD	GASKET, Turbo (A)
30	MD041 334	1		24 RWD	GASKET, Turbo (B)
31	MD050 082	1		24RWD	GASKET

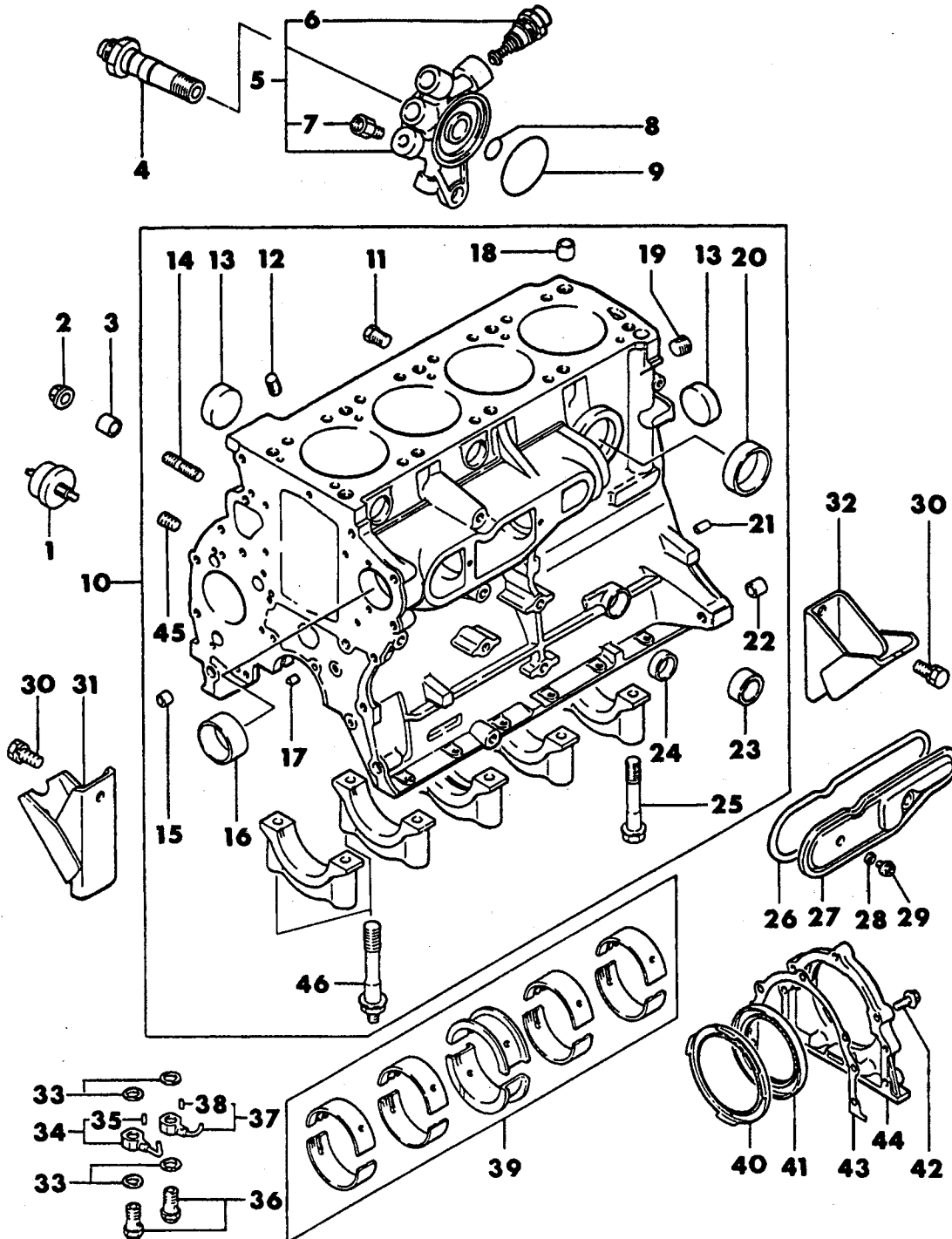
<b>ENGINE:</b>	P=1800 cc	A=2000 cc	<b>TRANS:</b>	A=Automatic
Blank=All	K=1600 cc (w/o Balance Shaft)	F=2600 cc (Car)	Blank=All	M=All Manual
Q=1500 cc	W=2600 cc (Truck)	V=3000 cc		8=4 x 2 Manual
<b>SERIES:</b>	H=High	<b>MODELS:</b>	24 FWD=2-Dr Hatchback (Colt LA=Colt 100/Eagle Vista)	24 RWD=2-Dr Hatchback (Conquest)
L=Low	E=Economy		41 FWD=4-Dr Sedan (Colt LA=Colt 100/Eagle Vista)	24 FWD=2-Dr Hatchback (Colt LC/Colt 200)
M=Medium	P=Premium		45 FWD=4WD=Sta.Wgn. (Colt LA)	41 FWD=4-Dr Sedan (Colt Summit LC/Colt 200)
			H41 FWD=4-Dr Sedan (2000 GTX)	45 FWD=4WD=Sta.Wgn. (Vista)
			27 RWD=4WD=Pickup(Ram 50,Pwr.Ram 50)	27 4WD=Sport Utility (Raider)
			NOTE: Colt LA 24-41 models and H41 2000 GTX "are Canada only"	

AR=Use as Required # =New Part Number — =Non Illustrated Part P.A.R.=Paint as Required

NOVEMBER, 1989

CYLINDER BLOCK  
24RWD  
2.6 L ENGINE

9758 5700



# 1989 IMPORT PARTS CATALOG

Figure 9A-5700  
Illus. Page 9A-163

ENGINE, 4 CYLINDER

ITEM	PART NUMBER	QTY	BODY	MODEL	DESCRIPTION
CYLINDER BLOCK					
24RWD					
2.6 L ENGINE					
1	MD092 660	1			SENDING UNIT, Oil Pressure
2	MF434 105	1			NUT, Flange (10mm)
3	MS471 111	1			BUSHING, Knock (12x13mm)
4	MD011 156	1			BOLT, Oil Filter Bracket
5	MD000 905	1			BRACKET, Oil Filter
6	MD041 092	1			VALVE, Oil Cooler By-Pass
7	MD050 533	1			JOINT, Oil Pipe
8	MF520 015	1			O-RING, Oil Filter Bracket (22mm)
9	MF520 588	1			O-RING, Oil Filter Bracket (60mm)
10	MD103 483	1			BLOCK, Cylinder
11	MD000 269	1			PLUG, Taper (1/4" NPT)
12	MD024 256	1			PLUG, Taper
13	MF665 542	3			PLUG, Expansion (40mm)
14	MS401 350	1			STUD, (10x25mm)
15	MS471 104	2			BUSHING, Knock (8x9mm)
16	MD021 118	2			BEARING, Balance Shaft Rear Std.
	MD082 303	2			1.00mm O/S
17	MD020 234	1			NOZZLE, Oil
18	MS471 111	2			BUSHING, Knock (12x13mm)
19	MS661 142	1			PLUG, Taper (3/8" NPT)
20	MF665 544	3			CAP, Sealing (50mm)
21	MF472 403	2			PIN, Dowel (6mm)
22	MD020 260	2			BUSHING, Knock (10mm)
23	MD026 203	1			CAP, Sealing
24	MF665 539	4			CAP, Sealing (28mm)
25	MD020 223	8			BOLT, Crankshaft Main Bearing Cap
26	MD020 239	1			GASKET, Balance Shaft Cover
27	MD020 237	1			COVER, Balance Shaft
28	MD020 256	2			O-RING, Balance Shaft Cover
29	MF140 003	2			BOLT, Flange (6x12mm)
30	MS240 216	4			BOLT and WASHER, (10x20mm)
31	MD016 233	1			BRACKET, Engine Support Right
32	MD012 775	1			BRACKET, Engine Support Left
33	#MF660 034	8			GASKET, Oil Jet (12mm)
34	MD104 202	2			JET, Oil
35	MF472 549	2			PIN, Spring (4x10mm)
36	MD050 249	4			VALVE, Oil Jet Check
37	MD104 203	2			JET, Oil
38	MF472 549	2			PIN, Spring (4x10mm)
39	MD026 815	1			BEARING SET, Crankshaft Main Standard
40	MD020 436	1			SEPARATOR, Crankshaft Rear Seal Oil
41	MD069 947	1			OIL SEAL, Crankshaft Rear
42	MF140 207	5			BOLT, Flange (6x20mm)
43	MD020 292	1			GASKET, Crankshaft Rear Oil Seal Case
44	MD024 509	1			CASE, Crankshaft Rear Oil Seal
45	MS661 140	1			PLUG, Taper (1/8" NPT)
46	MD012 069	2			BOLT, Crankshaft Main Bearing Cap

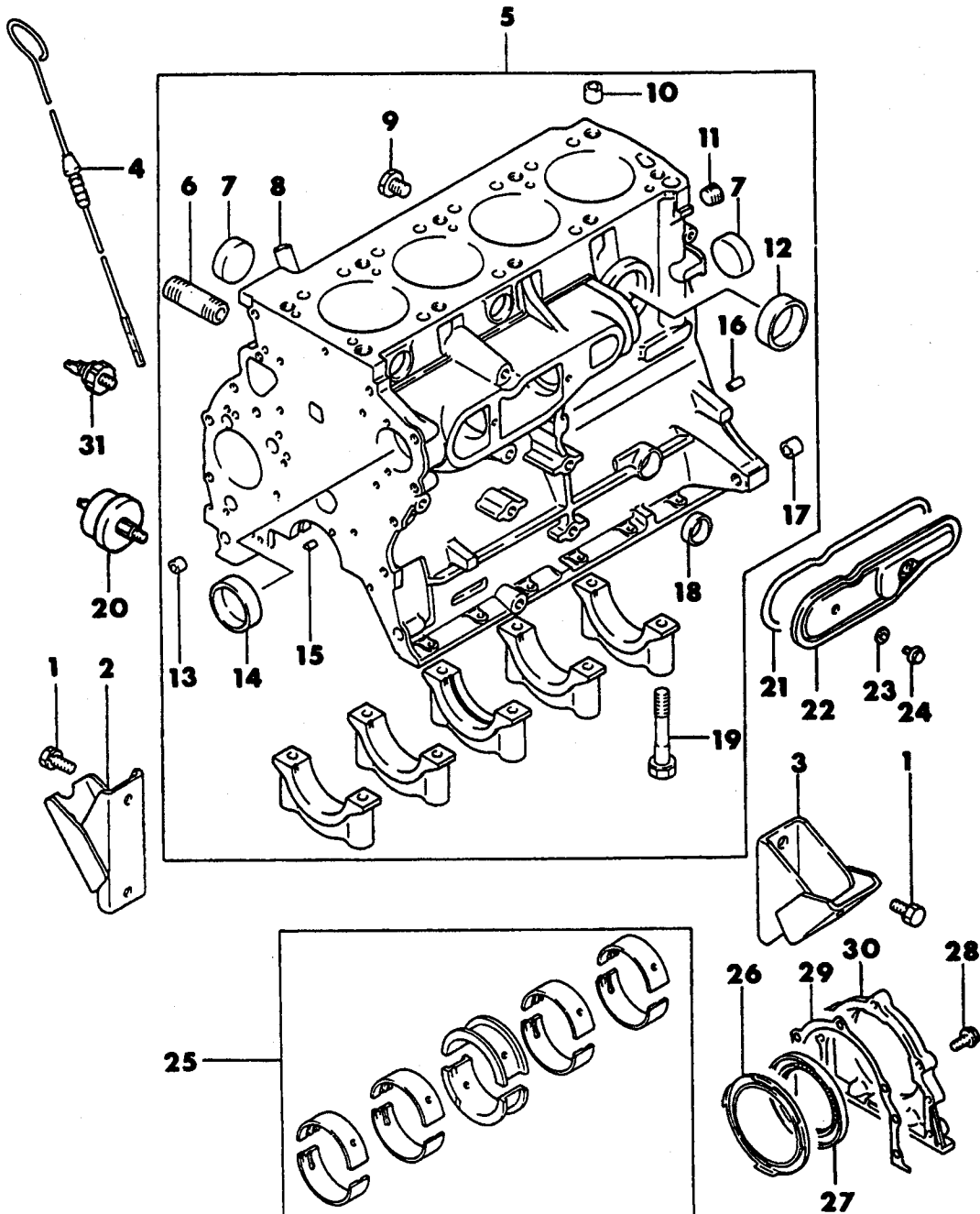
<b>ENGINE:</b>	P=1800 cc	A=2000 cc	<b>TRANS:</b>	A=Automatic
Blank=All	K=1600 cc (w/o Balance Shaft)	F=2600 cc (Car)	Blank=All	M=All Manual
Q=1500 cc	W=2600 cc (Truck)	V=3000 cc		8=4 x 2 Manual
<b>SERIES:</b>	H=High	<b>MODELS:</b>	24 FWD=2-Dr Hatchback (Colt LA=Colt 100/Eagle Vista)	24 RWD=2-Dr Hatchback (Conquest)
L=Low	E=Economy		41 FWD=4-Dr Sedan (Colt LA=Colt 100/Eagle Vista)	24 FWD=2-Dr Hatchback (Colt LC/Colt 200)
M=Medium	P=Premium		45 FWD=4WD=Sta.Wgn. (Colt LA)	41 FWD=4-Dr Sedan (Colt Summit LC/Colt 200)
			H41 FWD=4-Dr Sedan (2000 GTX)	45 FWD=4WD=Sta.Wgn. (Vista)
			27 RWD=4WD=Pickup(Ram 50,Pwr.Ram 50)	27 4WD=Sport Utility (Raider)
			NOTE: Colt LA 24-41 models and H41 2000 GTX "are Canada only"	

AR=Use as Required # =New Part Number -- =Non Illustrated Part P.A.R.=Paint as Required

NOVEMBER, 1989

CYLINDER BLOCK  
 27  
 2.6 L ENGINE

9758 5800



# 1989 IMPORT PARTS CATALOG

Figure 9A-5800  
Illus. Page 9A-165

ENGINE, 4 CYLINDER

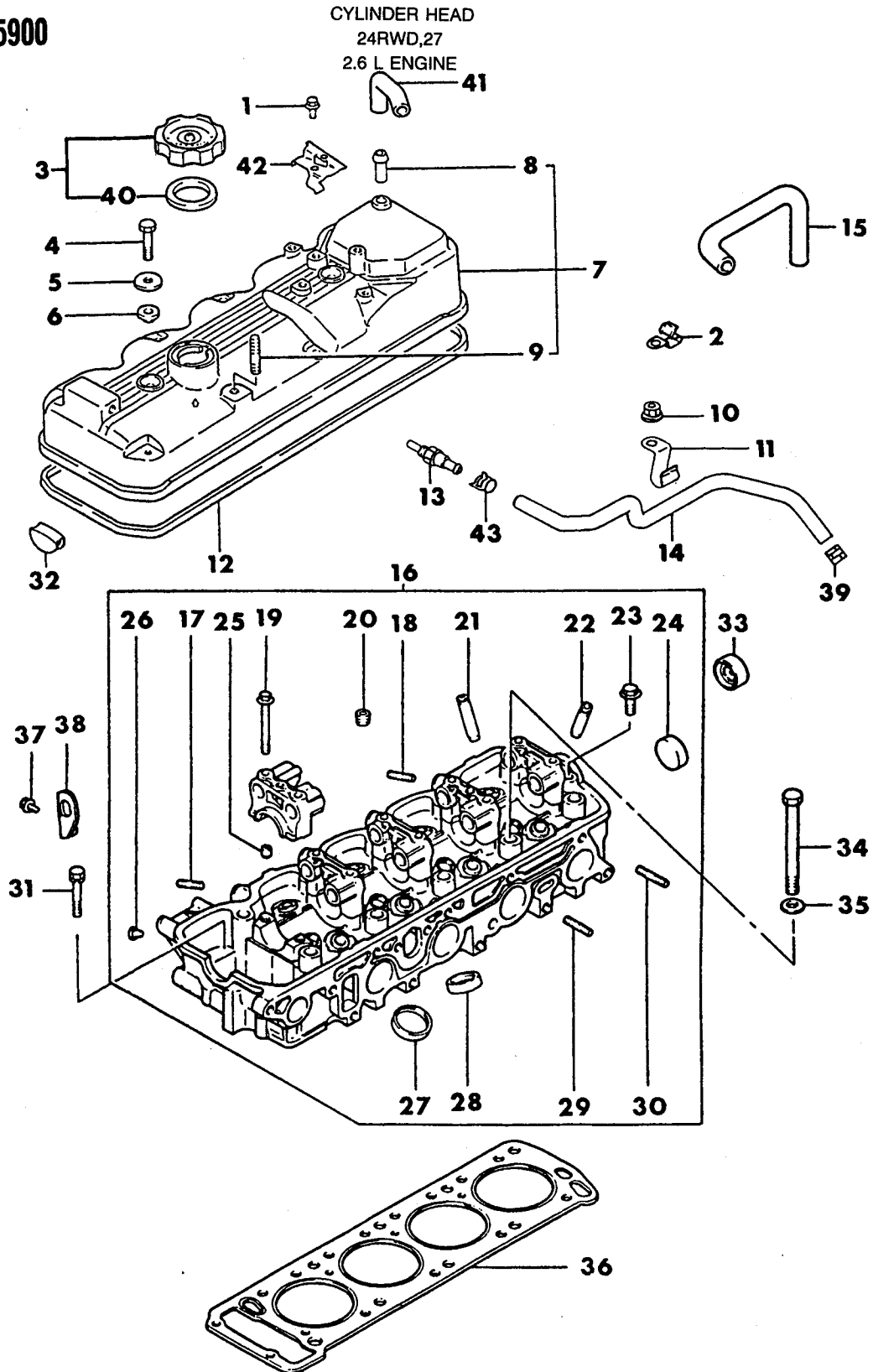
ITEM	PART NUMBER	QTY	BODY	MODEL	DESCRIPTION
CYLINDER BLOCK					
27					
2.6 L ENGINE					
1	MF241 280	4		27	BOLT and WASHER, (10x20mm)
	MS240 216	4		RAIDER	
2	MD020 233	1		27	BRACKET, Engine Support Right
	MD016 233	1		RAIDER	
3	MD020 291	1		27	BRACKET, Engine Support Left
	MD012 775	1		RAIDER	
4	MD020 257	1		27 RWD	INDICATOR, Engine Oil Level
	MD026 498	1		27 4WD	
	MD139 705	1		RAIDER	
5	MD024 366	1			BLOCK, Cylinder
6	MD020 235	1			STUD, Oil Filter
7	MF665 542	3			PLUG, Expansion (40mm)
8	MD020 226	1			TUBE, Oil Level Indicator
9	MD000 269	1			PLUG, Taper (1/4" NPT)
10	MS471 111	2			BUSHING, Knock (12x13mm)
11	MS661 142	1			PLUG, Taper (3/8" NPT)
12	MF665 544	3			CAP, Sealing (50mm)
13	MS471 104	2			BUSHING, Knock (8x9mm)
14	MD021 118	2			BEARING, Balance Shaft Rear Standard
	MD082 303	2			1.00mm O/S
15	MD020 234	1			NOZZLE, Oil
16	MF472 403	2			PIN, Dowel (6mm)
17	MD020 260	2			BUSHING, Knock (10mm)
18	MF665 539	4			CAP, Sealing (28mm)
19	MD020 223	10			BOLT, Crankshaft Main Bearing Cap
20	MD092 660	1			SENDING UNIT, Oil Pressure
21	MD020 239	1			GASKET, Balance Shaft Cover
22	MD020 237	1			COVER, Balance Shaft
23	MD020 256	2			O-RING, Balance Shaft Cover
24	MF140 003	2			BOLT, Flange (6x12mm)
25	MD026 815	1			BEARING SET, Crankshaft Standard
	MD026 816	1			0.25mm U/S
	MD026 817	1			0.50mm U/S
	MD026 818	1			0.75mm U/S
26	MD020 436	1			SEPERATOR, Crankshaft Rear Seal Oil
27	MD069 947	1			OIL SEAL, Crankshaft Rear
28	MF140 207	5			BOLT, Flange (6x20mm)
29	MD020 292	1			GASKET, Crankshaft Rear Oil Seal Case
30	MD024 509	1			CASE, Crankshaft Rear Oil Seal
31	MD001 482	1			SWITCH, Oil Pressure

<b>ENGINE:</b>		P=1800 cc	A=2000 cc	<b>TRANS:</b>	A=Automatic
Blank=All		K=1600 cc (w/o Balance Shaft)	F=2600 cc (Car)	Blank=All	M=All Manual
Q=1500 cc		W=2600 cc (Truck)	V=3000 cc		8=4 x 2 Manual
<b>SERIES:</b>	H=High	<b>MODELS:</b>	24 FWD=2-Dr Hatchback (Colt LA=Colt 100/Eagle Vista)	24 RWD=2-Dr Hatchback (Conquest)	
L=Low	E=Economy		41 FWD=4-Dr Sedan (Colt LA=Colt 100/Eagle Vista)	24 FWD=2-Dr Hatchback (Colt LC/Colt 200)	
M=Medium	P=Premium		45 FWD-4WD=Sta.Wgn. (Colt LA)	41 FWD=4-Dr Sedan (Colt Summit LC/Colt 200)	
			H41 FWD=4-Dr Sedan (2000 GTX)	45 FWD-4WD=Sta.Wgn. (Vista)	
			27 RWD-4WD=Pickup(Ram 50,Pwr.Ram 50)	27 4WD=Sport Utility (Raider)	
			NOTE: Colt LA 24-41 models and H41 2000 GTX "are Canada only"		

AR=Use as Required # =New Part Number -- =Non Illustrated Part P.A.R.=Paint as Required

NOVEMBER, 1989

9758 5900





# 1989 IMPORT PARTS CATALOG

Figure 9A-5900  
Illus. Page 9A-167

ENGINE, 4 CYLINDER

ITEM	PART NUMBER	QTY	BODY	MODEL	DESCRIPTION
CYLINDER HEAD					
24RWD,27					
2.6 L ENGINE					
1	MF140 641	1		24 RWD	BOLT, Flange (8x12mm)
	MF140 722	1		27	(6x10mm)
2	MD074 014	1		24 RWD	CLAMP, Accelerator Wire
	MD109 362	1		27	
3	MD132 260	1			CAP, Oil Filler
4	MF105 463	2			BOLT, (8x40mm)
5	MD126 097	2			WASHER
6	MD000 523	2			OIL SEAL, Cylinder Head Cover
7	MD061 238	1		24 RWD	COVER, Cylinder Head
	MD026 601	1		27	
	MD061 238	1		RAIDER	
8	MD026 618	1			PIPE, Breather
9	MF402 233	1			STUD, (8x18mm)
10	MF434 104	1		24 RWD	NUT, Flange (8mm)
11	MD125 717	1			CLIP, PCV Hose Up to 8/88
	MD024 869	1			After 8/88
12	MD024 682	1			GASKET, Cylinder Head Cover
13	MD024 719	1			VALVE, PCV
14	MD026 609	1			HOSE, PCV Valve
15	MD103 299	1		27	HOSE, Breather
16	MD125 378	1		24 RWD	HEAD, Cylinder
	MD026 510	1		27	
17	MD031 537	3			STUD, (8x28mm)
18	MD031 537	5			STUD, (8x28mm)
19	MD020 566	10			BOLT, Flange
20	MD022 295	1			PLUG, Taper (1/4" NPT)
21	MD020 561	4			GUIDE, Exhaust Valve 0.05mm O/S
	MD020 562	4			0.25mm O/S
	MD020 563	4			0.50mm O/S
22	MD020 551	4			GUIDE, Intake Valve 0.05mm O/S
	MD020 552	4			0.25mm O/S
	MD020 553	4			0.50mm O/S
23	# MF140 225	2			BOLT, Flange (8x25mm)
24	MD000 427	1			PLUG, Expansion (40mm)
25	MS471 104	10			BUSHING, Knock (8x9mm)
26	MD000 429	1			PLUG, Taper (1/16" NPT)
27	MD026 514	4			SEAT, Intake Valve 0.30mm O/S
	MD026 515	4			0.60mm O/S
28	MD026 517	4			SEAT, Exhaust Valve 0.30mm O/S
	MD026 518	4			0.60mm O/S
29	MS401 428	6			STUD, (8x28mm)
30	MS401 428	4		24 RWD	STUD, (8x28mm)
	MS401 428	6		27	
31	MS241 076	2			BOLT and WASHER, (8x50mm)
32	MD020 718	1			PACKING, Semi-Circular
33	MD072 821	1			PACKING, Circular
34	MD020 730	10			BOLT, Cylinder Head
35	MD020 733	10			WASHER, Cylinder Head Bolt
36	MD115 646	1		24 RWD	GASKET, Cylinder Head

<b>ENGINE:</b>	P=1800 cc	A=2000 cc	<b>TRANS:</b>	A=Automatic
Blank=All	K=1600 cc (w/o Balance Shaft)	F=2600 cc (Car)	Blank=All	M=All Manual
Q=1500 cc	W=2600 cc (Truck)	V=3000 cc		8=4 x 2 Manual
<b>SERIES:</b>	H=High	<b>MODELS:</b>	24 FWD=2-Dr Hatchback (Conquest)	
L=Low	E=Economy	41 FWD=4-Dr Sedan (Colt LA=Colt 100/Eagle Vista)	24 FWD=2-Dr Hatchback (Colt LC/Colt 200)	
M=Medium	P=Premium	45 FWD=4WD=Sta.Wgn. (Colt LA)	41 FWD=4-Dr Sedan (Colt Summit LC/Colt 200)	
		H41 FWD=4-Dr Sedan (2000 GTX)	45 FWD=4WD=Sta.Wgn. (Vista)	
		27 RWD=4WD=Pickup(Ram 50,Pwr.Ram 50)	27 4WD=Sport Utility (Raider)	
		NOTE: Colt LA 24-41 models and H41 2000 GTX "are Canada only"		

AR=Use as Required # =New Part Number - =Non Illustrated Part P.A.R.=Paint as Required

NOVEMBER, 1989

# 1989 IMPORT PARTS CATALOG

Figure 9A-5900

Illus. Page 9A-168

ENGINE, 4 CYLINDER

ITEM	PART NUMBER	QTY	BODY	MODEL	DESCRIPTION
------	-------------	-----	------	-------	-------------

## CYLINDER HEAD 24RWD,27 2.6 L ENGINE

	MD110 383	1		27	
37	MF140 222	1		24 RWD	BOLT, Flange (8x14mm)
38	MD120 116	1		24 RWD	HANGER, Engine Front
39	MS660 175	2		24 RWD,27	CLAMP, PCV Hose (13.1mm)
	MS660 175	1		RAIDER	
40	MD103 148	1			PACKING, Oil Filler Cap
41	MD101 099	1		RAIDER	HOSE, Breather
42	MD109 428	1		RAIDER	CLAMP, Accelerator Wire
43	MS660 240	2			CLIP, Hose

<b>ENGINE:</b>	P=1800 cc	A=2000 cc	<b>TRANS:</b>	A=Automatic
Blank=All	K=1600 cc (w/o Balance Shaft)	F=2600 cc (Car)	Blank=All	M=All Manual
Q=1500 cc	W=2600 cc (Truck)	V=3000 cc		8=4 x 2 Manual
<b>SERIES:</b>	H=High	<b>MODELS:</b> 24 FWD=2-Dr Hatchback (Colt LA=Colt 100/Eagle Vista)	24 RWD=2-Dr Hatchback (Conquest)	
L=Low	E=Economy	41 FWD=4-Dr Sedan (Colt LA=Colt 100/Eagle Vista)	24 FWD=2-Dr Hatchback (Colt LC/Colt 200)	
M=Medium	P=Premium	45 FWD-4WD=Sta.Wgn. (Colt LA)	41 FWD=4-Dr Sedan (Colt Summit LC/Colt 200)	
		H41 FWD=4-Dr Sedan (2000 GTX)	45 FWD-4WD=Sta.Wgn. (Vista)	
		27 RWD-4WD=Pickup(Ram 50,Pwr.Ram 50)	27 4WD=Sport Utility (Raider)	
		NOTE: Colt LA 24-41 models and H41 2000 GTX "are Canada only"		

AR=Use as Required # =New Part Number - =Non Illustrated Part P.A.R.=Paint as Required

NOVEMBER, 1989

## 1989 IMPORT PARTS CATALOG

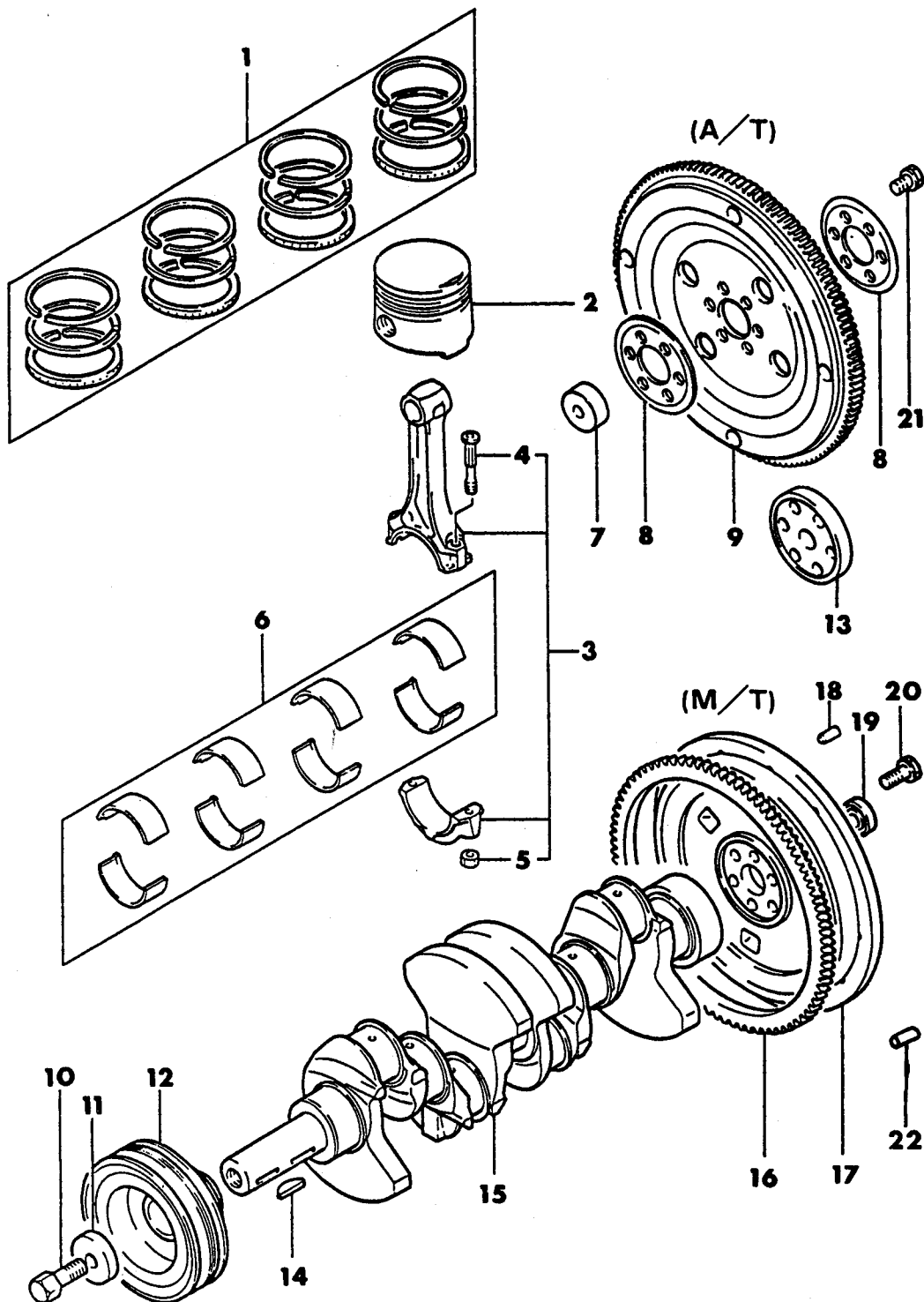
ENGINE, 4 CYLINDER

---

Illus. Page 9A-169

9758 6000

CRANKSHAFT & PISTONS  
24RWD,27  
2.6 L ENGINE



# 1989 IMPORT PARTS CATALOG

Figure 9A-6000  
Illus. Page 9A-171

ENGINE, 4 CYLINDER

ITEM	PART NUMBER	QTY	BODY	MODEL	DESCRIPTION
CRANKSHAFT & PISTONS					
24RWD,27					
2.6 L ENGINE					
1	MD061 258	1			RING SET, Piston Standard
	MD061 259	1			0.25mm O/S
	MD061 260	1			0.50mm O/S
	MD061 261	1			0.75mm O/S
	MD061 262	1			1.00mm O/S
2	MD128 450	4		24 RWD	PISTON and PIN, Standard
	MD128 456	4		24 RWD	0.25mm O/S
	MD128 457	4		24 RWD	0.50mm O/S
	MD128 458	4		24 RWD	0.75mm O/S
	MD128 459	4		24 RWD	1.00mm O/S
	MD071 172	4		27	Standard
	MD071 174	4		27	0.25mm O/S
	MD071 175	4		27	0.50mm O/S
	MD071 176	4		27	0.75mm O/S
	MD071 177	4		27	1.00mm O/S
3	MD062 165	4		24 RWD	ROD, Connecting
	MD020 855	4		27	
4	MD021 105	8			BOLT, Connecting Rod
5	MD006 704	8			NUT, Connecting Rod
6	MD109 275	1		24 RWD	BEARING SET, Connecting Rod Standard Up to 4/89
	MD153 622	1		24 RWD	Standard After 4/89
	# MD026 430	1		27	Standard
	# MD026 431	1		27	0.25mm U/S
	# MD026 432	1		27	0.50mm U/S
	# MD026 433	1		27	0.75mm U/S
7	MD712 996	1		24 RWD	BUSHING, Crankshaft w/Automatic Trans.
8	# MD952 138	2		24 RWD	PLATE, Adapter w/Automatic Trans.
	MD952 195	1		27	
9	MD726 131	1		24 RWD	PLATE, Drive w/Automatic Trans.
	MD700 857	1		27	
10	MD020 830	1			BOLT, Crankshaft Pulley
11	MD020 831	1			WASHER, Crankshaft Pulley
12	MD109 011	1		27	PULLEY, Crankshaft
	MD116 406	1		24 RWD	
	MD074 403	1		RAIDER	
13	MD020 982	1		27	ADAPTER, Crankshaft w/Automatic Trans.
14	MD000 606	2			KEY, Woodruff
15	MD027 474	1		24 RWD	CRANKSHAFT
	MD026 408	1		27	
16	MD024 812	1			GEAR, Flywheel Ring w/Manual Transmission
17	MD119 905	1		24 RWD	FLYWHEEL, w/Manual Transmission
	# MD026 786	1		27	w/Manual Trans.
18	MF472 404	3			PIN, Dowel w/Manual Transmission (8mm)
19	MD002 613	1			BEARING, Crankshaft Pilot w/Manual Transmission
20	MD031 605	6			BOLT, Flywheel w/Manual Transmission
21	MD952 233	6		24 RWD	BOLT, Drive Plate w/Automatic Trans.
	MD952 234	6		27	
22	MD005 994	1		24 RWD	PIN, (9x14) w/Manual Trans.

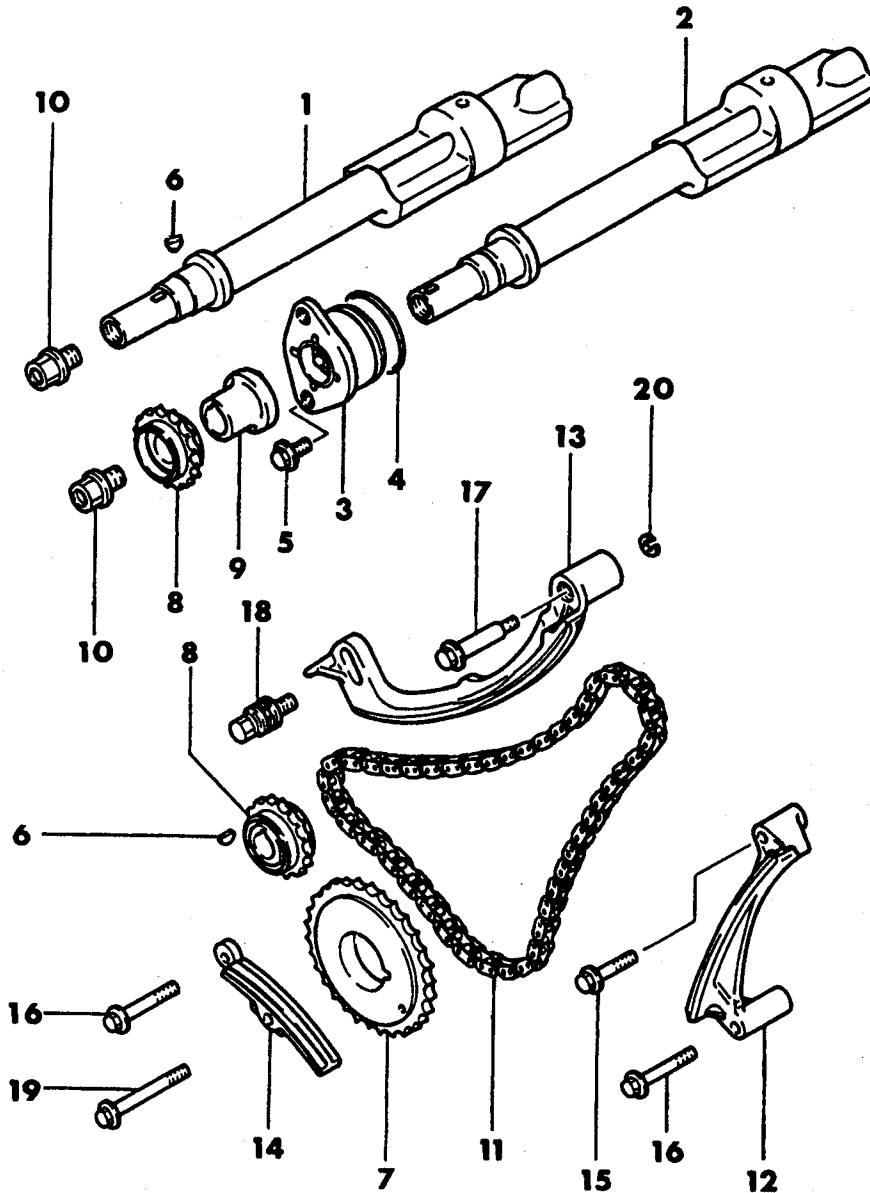
<b>ENGINE:</b>	P=1800 cc	A=2000 cc	<b>TRANS:</b>	A=Automatic
Blank=All	K=1600 cc (w/o Balance Shaft)	F=2600 cc (Car)	Blank=All	M=All Manual
Q=1500 cc	W=2600 cc (Truck)	V=3000 cc		8=4 x 2 Manual
<b>SERIES:</b>	H=High	<b>MODELS:</b>	24 FWD=2-Dr Hatchback (Colt LA=Colt 100/Eagle Vista)	24 RWD=2-Dr Hatchback (Conquest)
L=Low	E=Economy		41 FWD=4-Dr Sedan (Colt LA=Colt 100/Eagle Vista)	24 FWD=2-Dr Hatchback (Colt LC/Colt 200)
M=Medium	P=Premium		45 FWD-4WD=Sta.Wgn. (Colt LA)	41 FWD=4-Dr Sedan (Colt Summit LC/Colt 200)
			H41 FWD=4-Dr Sedan (2000 GTX)	45 FWD-4WD=Sta.Wgn. (Vista)
			27 RWD-4WD=Pickup(Ram 50,Pwr.Ram 50)	27 4WD=Sport Utility (Raider)
NOTE: Colt LA 24-41 models and H41 2000 GTX "are Canada only"				

AR=Use as Required # =New Part Number --=Non Illustrated Part P.A.R.=Paint as Required

NOVEMBER, 1989

9758 6100

BALANCE SHAFTS  
24RWD,27  
2.6 L ENGINE



# 1989 IMPORT PARTS CATALOG

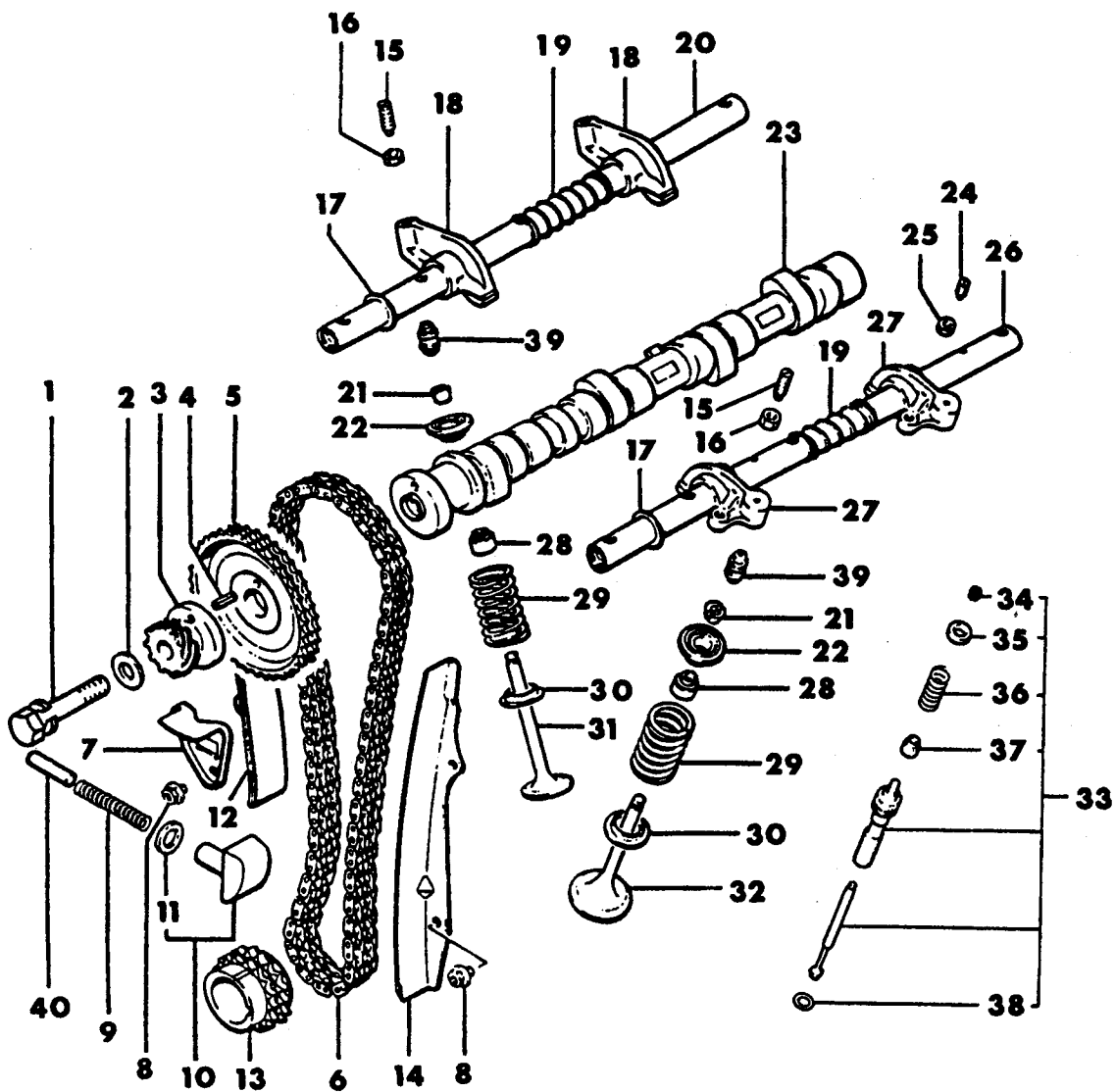
Figure 9A-6100  
Illus. Page 9A-173

ENGINE, 4 CYLINDER

ITEM	PART NUMBER	QTY	BODY	MODEL	DESCRIPTION
BALANCE SHAFTS					
24RWD,27					
2.6 L ENGINE					
1	# MD024 845	1			SHAFT, Balance Right
2	# MD024 846	1			SHAFT, Balance Left
3	MD094 360	1			PLATE, Thrust
4	MD021 045	1			O-RING, Balance Shaft Thrust Plate
5	MF140 204	2			BOLT, Flange (6x14mm)
6	MF476 204	3			KEY, Woodruff (3x10mm)
7	MD021 170	1			SPROCKET, Crankshaft Balance Shaft Chain
8	MD021 172	2			SPROCKET, Balance Shaft
9	MD020 255	1			SPACER, Balance Shaft Sprocket
10	MD027 152	2			BOLT, Flange (10x15mm)
11	MD141 391	1			CHAIN, Balance Shaft
12	MD021 111	1			GUIDE, Balance Shaft Chain (A)
13	MD021 156	1			GUIDE, Balance Shaft Chain (B)
14	MD021 114	1			GUIDE, Balance Shaft Chain (C)
15	MS101 317	1			BOLT, Flange (6x32mm)
16	MS101 322	2			BOLT, Flange (6x45mm)
17	MD021 157	1			BOLT, Special (A) Up to 5/89
	MD153 645	1			After 5/89
18	MD021 158	1			BOLT, Special (B)
19	MS101 325	1			BOLT, Flange (6x60mm)
20	MF450 404	1			WASHER, Spring (6mm)

<b>ENGINE:</b>	P=1800 cc	A=2000 cc	<b>TRANS:</b>	A=Automatic
Blank=All	K=1600 cc (w/o Balance Shaft)	F=2600 cc (Car)	Blank=All	M=All Manual
Q=1500 cc	W=2600 cc (Truck)	V=3000 cc		8=4 x 2 Manual
<b>SERIES:</b>	H=High	<b>MODELS:</b>	24 FWD=2-Dr Hatchback (Colt LA=Colt 100/Eagle Vista)	
L=Low	E=Economy		41 FWD=4-Dr Sedan (Colt LA=Colt 100/Eagle Vista)	
M=Medium	P=Premium		45 FWD=4WD=Sta.Wgn. (Colt LA)	
			H41 FWD=4-Dr Sedan (2000 GTX)	
			27 RWD=4WD=Pickup(Ram 50,Pwr.Ram 50)	
			NOTE: Colt LA 24-41 models and H41 2000 GTX "are Canada only"	
			24 RWD=2-Dr Hatchback (Conquest)	
			24 FWD=2-Dr Hatchback (Colt LC/Colt 200)	
			41 FWD=4-Dr Sedan (Colt Summit LC/Colt 200)	
			45 FWD=4WD=Sta.Wgn. (Vista)	
			27 4WD=Sport Utility (Raider)	

9758 6200

CAMSHAFT & VALVES  
24RWD,27  
2.6 L ENGINE



# 1989 IMPORT PARTS CATALOG

Figure 9A-6200  
Illus. Page 9A-175

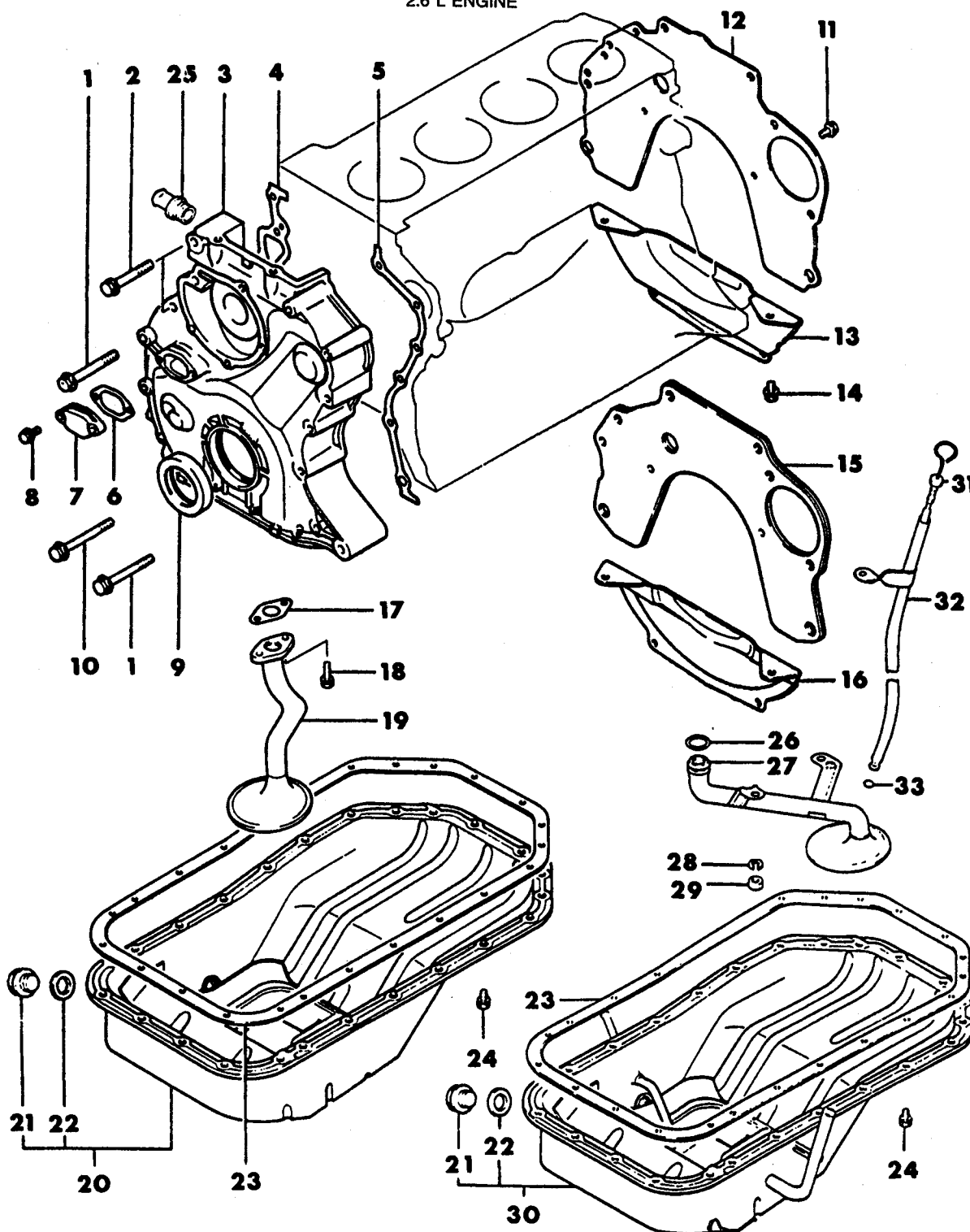
ENGINE, 4 CYLINDER

ITEM	PART NUMBER	QTY	BODY	MODEL	DESCRIPTION
CAMSHAFT & VALVES					
24RWD,27					
2.6 L ENGINE					
1	#MS241 117	1			BOLT and WASHER, (14x70mm)
2	MF450 008	1			WASHER, Plain (14mm)
3	MD021 247	1			GEAR, Distributor Drive
4	MD021 219	1			PIN, Spring (6x18mm)
5	MD021 246	1			SPROCKET, Camshaft Timing Chain
6	MD021 230	1			CHAIN, Timing
7	MD021 237	1			HOLDER, Camshaft Sprocket
8	MS101 311	4			BOLT, Flange (6x10mm)
9	MD022 235	1			SPRING, Tensioner
10	MD021 233	1			SLEEVE, Timing Chain Tension
11	MD021 242	1			SHEET, Rubber
12	MD021 232	1			GUIDE, Timing Chain Loose Side Up to 5/89
	MD153 644	1			After 5/89
13	MD020 843	1			SPROCKET, Crankshaft Timing Chain
14	MD021 231	1			GUIDE, Timing Chain Tension Side
15	MD065 628	8		24 RWD	SCREW, Rocker Arm Adjusting
16	MD000 961	8		24 RWD	NUT, Rocker Arm Adjusting Screw Lock
17	MD000 964	2			WASHER, Waved
18	MD072 118	4			ARM, Exhaust Rocker
19	MD021 211	6			SPRING, Rocker Shaft
20	MD002 923	1			SHAFT, Exhaust Rocker (Right)
21	MD061 895	16			LOCK, Valve Spring Retainer
22	MD066 498	8			RETAINER, Valve Spring
23	MD077 306	1			CAMSHAFT
24	MD009 371	4			SCREW, Rocker Arm Jet Valve Adjusting
25	MD009 372	4			NUT, Rocker Arm Jet Valve Adjusting Screw Lock
26	MD002 922	1			SHAFT, Intake Rocker (Left)
27	MD072 116	4			ARM, Intake Rocker
28	MD000 508	4			SEAL, Intake Valve Stem
	MD000 508	4			Exhaust Valve Stem
29	MD073 398	8			SPRING, Valve
30	MD000 507	8			SEAT, Valve Spring
31	MD083 851	4		27	VALVE, Exhaust
	MD092 999	4		24 RWD	
32	MD083 848	4			VALVE, Intake
33	MD009 440	4			VALVE, Jet
34	MD009 365	8			LOCK, Jet Valve Spring Retainer
35	MD009 784	4			RETAINER, Jet Valve Spring
36	MD009 783	4			SPRING, Jet Valve
37	MD088 384	4			SEAL, Jet Valve Stem
38	MD009 786	4			O-RING, Jet Valve
39	MD072 177	8			ADJUSTER, Automatic Valve Lash
40	MD084 945	1			DAMPER, Tensioner

<b>ENGINE:</b>	P=1800 cc	A=2000 cc	<b>TRANS:</b>	A=Automatic
Blank=All	K=1600 cc (w/o Balance Shaft)	F=2600 cc (Car)	Blank=All	M=All Manual
Q=1500 cc	W=2600 cc (Truck)	V=3000 cc		8=4 x 2 Manual
<b>SERIES:</b>	H=High	<b>MODELS:</b> 24 FWD=2-Dr Hatchback (Colt LA=Colt 100/Eagle Vista)		
L=Low	E=Economy	41 FWD=4-Dr Sedan (Colt LA=Colt 100/Eagle Vista)		
M=Medium	P=Premium	45 FWD-4WD=Sta.Wgn. (Colt LA)		
		H41 FWD=4-Dr Sedan (2000 GTX)		
		27 RWD-4WD=Pickup(Ram 50,Pwr.Ram 50)		
		NOTE: Colt LA 24-41 models and H41 2000 GTX "are Canada only"		
		24 RWD=2-Dr Hatchback (Conquest)		
		24 FWD=2-Dr Hatchback (Colt LC/Colt 200)		
		41 FWD=4-Dr Sedan (Colt Summit LC/Colt 200)		
		45 FWD-4WD=Sta.Wgn. (Vista)		
		27 4WD=Sport Utility (Raider)		

AR=Use as Required # =New Part Number -- =Non Illustrated Part P.A.R.=Paint as Required

NOVEMBER, 1989

**9758 6300**OIL PAN & TIMING CHAIN COVER  
24RWD,27  
2.6 L ENGINE

# 1989 IMPORT PARTS CATALOG

Figure 9A-6300  
Illus. Page 9A-177

ENGINE, 4 CYLINDER

ITEM	PART NUMBER	QTY	BODY	MODEL	DESCRIPTION
OIL PAN & TIMING CHAIN COVER					
24RWD,27					
2.6 L ENGINE					
1	MS101 245	8			BOLT, Flange (8x68mm)
2	MS101 243	2			BOLT, Flange (8x58mm)
3	MD061 181	1		24 RWD	CASE, Timing Chain
	MD020 347	1		27	
4	MD020 324	1			GASKET, Chain Case Right
5	MD020 325	1			GASKET, Chain Case Left
6	MD020 353	1			GASKET, Chain Case Access Hole Cover
7	MD020 349	1			COVER, Chain Case Access Hole
8	MF140 206	2			BOLT, Flange (6x18mm)
9	MD020 308	1			OIL SEAL, Crankshaft Front
10	MS101 246	1			BOLT, Flange (8x73mm)
11	MF241 223	4			BOLT and WASHER, (6x12mm)
12	MD024 262	1			PLATE, Engine Rear Adapter w/Manual Transmission
13	MD024 264	1			COVER, Bellhousing w/Manual Transmission
14	MF241 223	4			BOLT and WASHER, (6x12mm)
15	MD024 262	1			PLATE, Engine Rear Adapter w/Automatic Trans.
16	MD050 603	1		24 RWD	COVER, Bellhousing w/Automatic Trans.
	MD024 264	1		27	
17	MD021 577	1		27	GASKET, Oil Pump Pickup Screen
18	MS241 071	2		27	BOLT and WASHER, (8x20mm)
19	MD021 576	1		27 RWD	SCREEN, Oil Pump Pickup
	MD026 499	1		27 4WD	
	MD025 573	1		RAIDER	
20	MD020 230	1		27 RWD	PAN, Engine Oil
	MD026 503	1		27 4WD	
	MD014 915	1		RAIDER	
21	MD050 316	1			PLUG, Engine Oil Pan Drain
22	MD050 317	1			GASKET, Oil Pan Drain Plug (14mm)
23	MD020 232	1			GASKET, Engine Oil Pan
24	MF241 223	24			BOLT and WASHER, (6x12mm)
25	MD011 159	1		24 RWD	NIPPLE
26	MD068 388	1		24 RWD	O-RING, Oil Pump Pickup Screen
27	MD066 733	1		24 RWD	SCREEN, Oil Pump Pickup
28	MF450 405	2		24 RWD	WASHER, Spring (8mm)
29	MF430 005	2		24 RWD	NUT, (8mm)
30	MD073 345	1		24 RWD	PAN, Engine Oil
31	MD139 706	1		24 RWD	INDICATOR, Engine Oil Level
32	MD073 302	1		24 RWD	TUBE, Oil Level Indicator
33	#MF520 004	1		24 RWD	O-RING, Oil Level Indicator Tube (9mm)

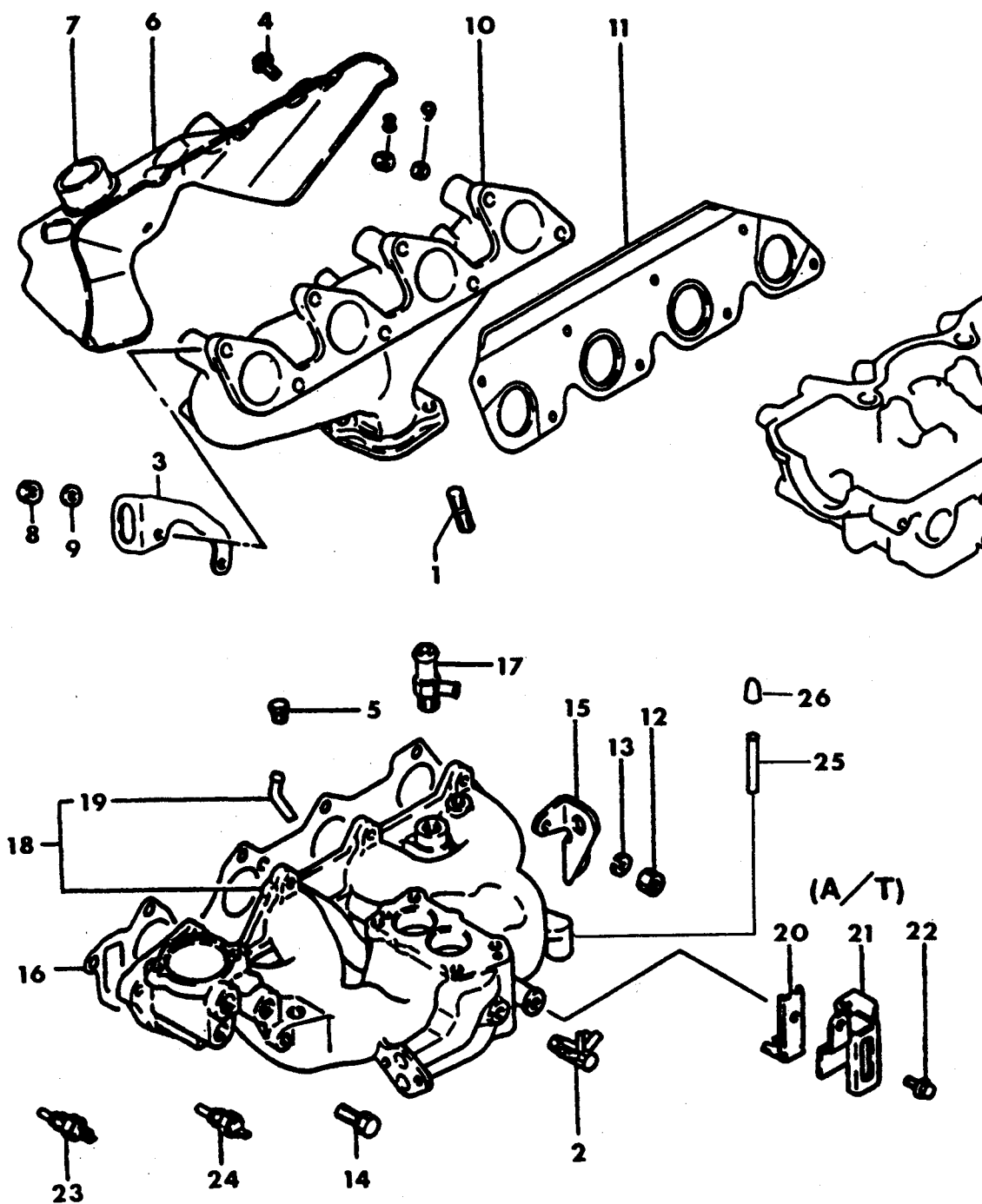
<b>ENGINE:</b>	P=1800 cc	A=2000 cc	<b>TRANS:</b>	A=Automatic
Blank=All	K=1600 cc (w/o Balance Shaft)	F=2600 cc (Car)	Blank=All	M=All Manual
Q=1500 cc	W=2600 cc (Truck)	V=3000 cc		8=4 x 2 Manual
<b>SERIES:</b>	H=High	<b>MODELS:</b>	24 FWD=2-Dr Hatchback (Colt LA=Colt 100/Eagle Vista)	24 RWD=2-Dr Hatchback (Conquest)
L=Low	E=Economy		41 FWD=4-Dr Sedan (Colt LA=Colt 100/Eagle Vista)	24 FWD=2-Dr Hatchback (Colt LC/Colt 200)
M=Medium	P=Premium		45 FWD-4WD=Sta.Wgn. (Colt LA)	41 FWD=4-Dr Sedan (Colt Summit LC/Colt 200)
			H41 FWD=4-Dr Sedan (2000 GTX)	45 FWD-4WD=Sta.Wgn. (Vista)
			27 RWD-4WD=Pickup(Ram 50,Pwr.Ram 50)	27 4WD=Sport Utility (Raider)
			NOTE: Colt LA 24-41 models and H41 2000 GTX "are Canada only"	

## MANIFOLD, INTAKE &amp; EXHAUST

27

2.6 L ENGINE

9758 6600A



# 1989 IMPORT PARTS CATALOG

Figure 9A-6600  
Illus. Page 9A-183

ENGINE, 4 CYLINDER

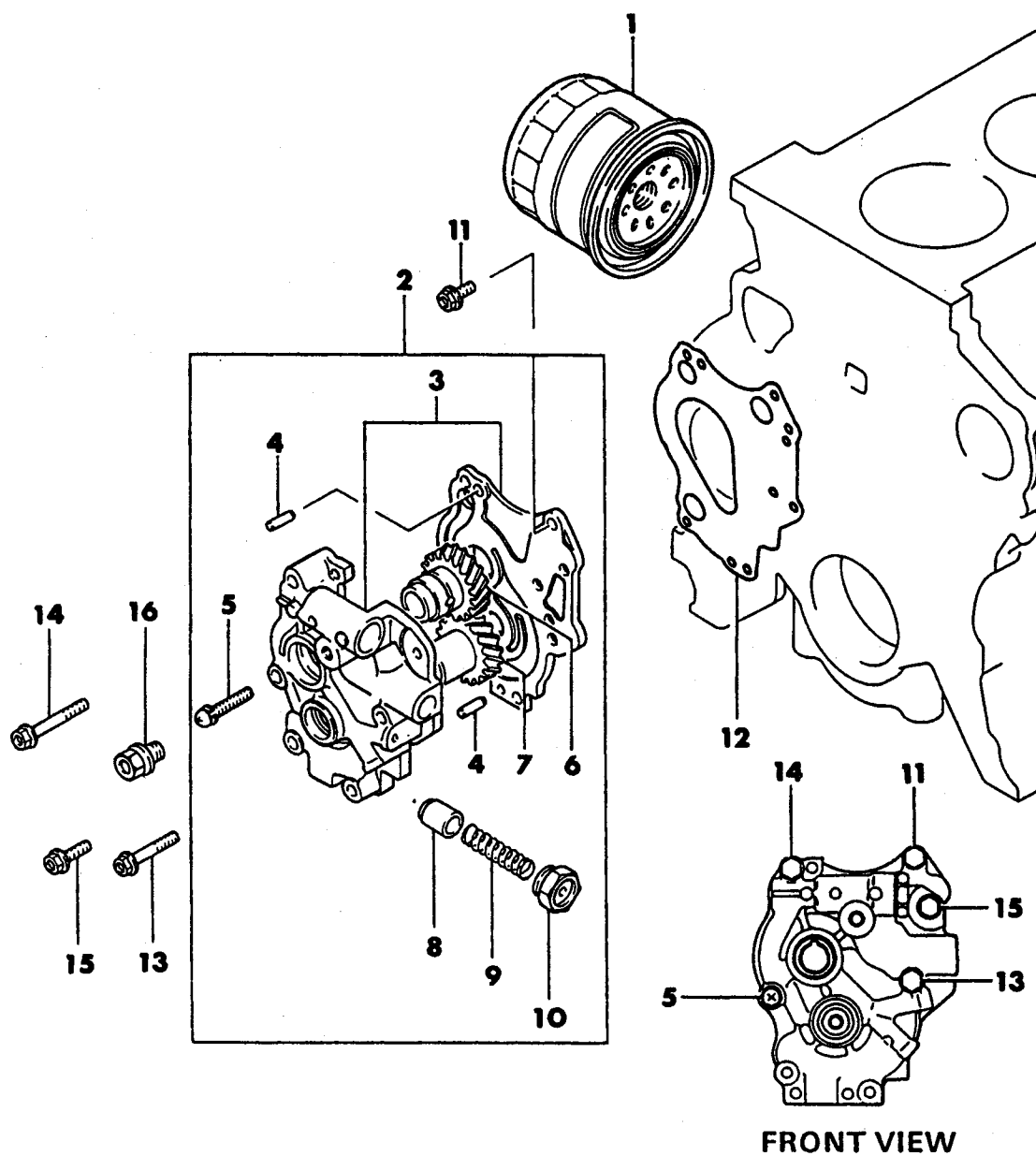
ITEM	PART NUMBER	QTY	BODY	MODEL	DESCRIPTION
MANIFOLD, INTAKE & EXHAUST					
27					
2.6 L ENGINE					
1	MF402 585	3			STUD, (10x25)
2	MD101 458	1			CONNECTOR, Vacuum
3	MD120 116	1			HANGER, Engine Front
4	MD067 956	5			BOLT, Flange (8x12)
5	MD014 929	1			PLUG, Taper (PT-1/8)
6	MD110 724	1			COWL, Heat
7		1			(Serviced in Item 6)
8	MD000 569	8			NUT, (8mm)
9	MS450 035	8			WASHER, Plain (8mm)
10	MD110 720	1			MANIFOLD, Exhaust
11	MD025 593	1			GASKET, Exhaust Manifold
12	MF430 005	9			NUT, (8mm)
13	MF450 405	9			WASHER, Spring (8mm)
14	MF241 256	1			BOLT and WASHER, (8x28mm)
15	MD113 597	1		27	HANGER, Engine Rear
	MD026 525	1		RAIDER	HANGER, Engine Rear
16	MD024 628	1			GASKET, Intake Manifold
17	MD020 630	1			JOINT
18	MD107 570	1			MANIFOLD, Intake w/Manual Trans.
	MD107 546	1			w/Automatic Trans.
19	MD026 758	1			NIPPLE, PCV Hose
20	# MD723 870	1		27	BRACKET, Throttle Cable, Inner w/Automatic Trans. (Exc. Raider)
21	# MD723 871	1		27	BRACKET, Throttle Cable, Outer w/Automatic Trans. (Exc. Raider)
22	MF140 021	3		27	BOLT, Flange (8x12) (Exc. Raider)
23		1			(See Group 8)
24		1			(See Group 8)
25	MD008 484	1			NIPPLE, Inlet Manifold After 9/88
26	MD026 761	1			CAP, (Rubber) After 9/88

<b>ENGINE:</b>	P=1800 cc	A=2000 cc	<b>TRANS:</b>	A=Automatic
Blank=All	K=1600 cc (w/o Balance Shaft)	F=2600 cc (Car)	Blank=All	M=All Manual
Q=1500 cc	W=2600 cc (Truck)	V=3000 cc		8=4 x 2 Manual
<b>SERIES:</b>	H=High	<b>MODELS:</b>	24 FWD=2-Dr Hatchback (Colt LA=Colt 100/Eagle Vista)	24 RWD=2-Dr Hatchback (Conquest)
L=Low	E=Economy		41 FWD=4-Dr Sedan (Colt LA=Colt 100/Eagle Vista)	24 FWD=2-Dr Hatchback (Colt LC/Colt 200)
M=Medium	P=Premium		45 FWD-4WD=Sta.Wgn. (Colt LA)	41 FWD=4-Dr Sedan (Colt Summit LC/Colt 200)
			H41 FWD=4-Dr Sedan (2000 GTX)	45 FWD-4WD=Sta.Wgn. (Vista)
			27 RWD-4WD=Pickup(Ram 50,Pwr.Ram 50)	27 4WD=Sport Utility (Raider)
			NOTE: Colt LA 24-41 models and H41 2000 GTX "are Canada only"	

AR=Use as Required # =New Part Number - =Non Illustrated Part P.A.R.=Paint as Required

NOVEMBER, 1989

OIL PUMP & OIL FILTER  
24RWD,27  
2.6 L ENGINE



# 1989 IMPORT PARTS CATALOG

Figure 9A-6700  
Illus. Page 9A-185

ENGINE, 4 CYLINDER

ITEM	PART NUMBER	QTY	BODY	MODEL	DESCRIPTION
OIL PUMP & OIL FILTER					
24RWD,27					
2.6 L ENGINE					
1	MD031 805	1			FILTER, Engine Oil
2	MD069 800	1		24 RWD	PUMP, Engine Oil
	MD060 517	1		27	
3	MD067 307	1		24 RWD	BODY and COVER, Oil Pump
	MD060 518	1		27	
4	MD023 415	2			PIN
5	MF350 083	1			SCREW and WASHER, (6x40mm)
6	MD061 314	1			GEAR, Oil Pump Driven
7	MD061 313	1			GEAR, Oil Pump Drive
8	MD021 563	1			PLUNGER, Oil Pressure Relief Valve
9	MD050 299	1			SPRING, Oil Pressure Relief Valve
10	MD021 564	1			PLUG
11	#MS101 315	1			BOLT, Flange (6x16mm)
12	MD060 521	1			GASKET, Oil Pump
13	MS101 319	1			BOLT, Flange (6x38mm)
14	MS101 322	1			BOLT, Flange (6x45mm)
15	MS101 316	1			BOLT, Flange (6x22mm)
16	MD027 152	1			BOLT, Flange (10x15mm)

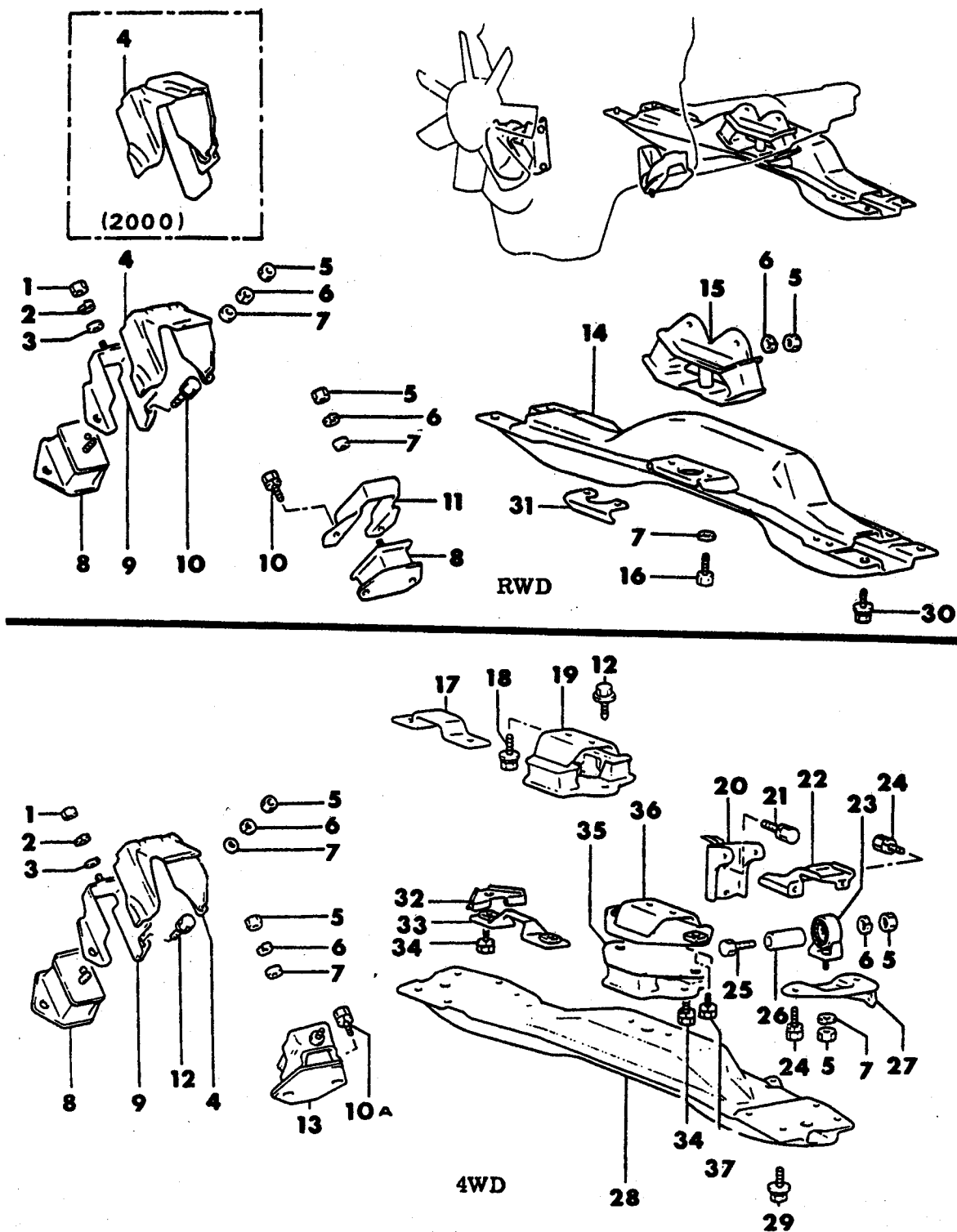
<b>ENGINE:</b>	P=1800 cc	A=2000 cc	<b>TRANS:</b>	A=Automatic
Blank=All	K=1600 cc (w/o Balance Shaft)	F=2600 cc (Car)	Blank=All	M=All Manual
Q=1500 cc	W=2600 cc (Truck)	V=3000 cc		8=4 x 2 Manual
<b>SERIES:</b>	H=High	<b>MODELS:</b>	24 FWD=2-Dr Hatchback (Colt LA=Colt 100/Eagle Vista)	24 RWD=2-Dr Hatchback (Conquest)
L=Low	E=Economy		41 FWD=4-Dr Sedan (Colt LA=Colt 100/Eagle Vista)	24 FWD=2-Dr Hatchback (Colt LC/Colt 200)
M=Medium	P=Premium		45 FWD-4WD=Sta.Wgn. (Colt LA)	41 FWD=4-Dr Sedan (Colt Summit LC/Colt 200)
			H41 FWD=4-Dr Sedan (2000 GTX)	45 FWD-4WD=Sta.Wgn. (Vista)
			27 RWD-4WD=Pickup(Ram 50,Pwr.Ram 50)	27 4WD=Sport Utility (Raider)
			NOTE: Colt LA 24-41 models and H41 2000 GTX "are Canada only"	

AR=Use as Required # =New Part Number — =Non Illustrated Part P.A.R.=Paint as Required

NOVEMBER, 1989

9758 7500

ENGINE MOUNTING  
 27RWD,4WD





# 1989 IMPORT PARTS CATALOG

Figure 9A-7500  
Illus. Page 9A-207

ENGINE, 4 CYLINDER

ITEM	PART NUMBER	QTY	BODY	MODEL	DESCRIPTION
ENGINE MOUNTING 27RWD,4WD					
1	MF430 005	1			NUT, (8)
2	MF450 405	1			WASHER, Spring (8)
3	MF450 154	1			WASHER, Plain (8)
4	MB436 866	1			PROTECTOR, Heat w/2600cc
	MB006 777	1	RWD		w/2000cc & Auto. Trans.
5	#MU430 002	6			NUT, (6)
6	MF450 406	8			WASHER, Spring (10)
7	MF450 006	2			WASHER, Plain (10)
8	MB006 605	2	RWD		INSULATOR, Engine Support Front
	MB260 572	1	4WD		w/2600cc
9	MB006 611	1			STOPPER, Insulator, Front Right
10	MF241 282	4			BOLT, w/Washer (10x25)
10A	MF244 881	4	4WD		BOLT and WASHER, w/2600CC
11	MB581 070	1	RWD		STOPPER, Insulator Front w/2000CC
12	MF244 881	4	4WD		BOLT, w/Washer (10x30) w/2600cc
13	#MB436 773	1	4WD		INSULATOR, Engine Front w/2600cc
	MB006 605	1	RWD		w/2600cc
14	MB436 350	4	RWD		CROSSMEMBER, No. 2 w/Manual Trans.
	MB436 351	1	RWD		w/Automatic Trans.
15	MB436 365	1	RWD		INSULATOR, Engine Support Rear
16	#MF100 080	2	RWD		BOLT, (10x14)
17	MB260 659	1	4WD		STOPPER, Insulator w/2600cc & Manual Trans.
18	MF244 880	4	4WD		BOLT, w/Washer (10x25) w/2600cc
19	MB260 670	1	4WD		INSULATOR, Engine Support Rear w/2600cc & Manual Trans.
20	MB436 312	1	4WD		BRACKET, Transfer Mounting w/Manual Trans. & 2600cc
	#MB436 175	1	4WD		w/Automatic Trans. & 2600CC
21	MF240 078	2	4WD		BOLT, w/Washer (10x16) w/2600cc
22	MB436 185	1	4WD		BRACKET, Transfer Support w/2600cc
23	MB260 676	1	4WD		INSULATOR, Transfer Support w/2600cc
24	MF240 080	5	4WD		BOLT, w/Washer (10x20) w/2600cc
25	MF104 897	1	4WD		BOLT, (10x70) w/2600cc
26	MB260 740	1	4WD		PIPE, w/2600cc
27	MB436 179	1	4WD		PLATE, w/Manual Trans. & 2600cc
	MB436 182	1	4WD		w/Automatic Trans. & 2600cc
28	MB118 868	1	4WD		CROSSMEMBER, (NO.2) w/Manual Trans. & 2600cc
	MB436 177	1	4WD		w/Automatic Trans. & 2600cc
29	MF244 905	8	4WD		BOLT, w/Washer (12x25) w/2600cc
30	MF244 878	12	RWD		BOLT, w/Washer (10x20)
31	MB436 850	1	RWD		PROTECTOR, w/Manual Trans.
32	MB436 872	1	4WD		PROTECTOR, Heat w/Automatic Trans. & 2600cc
33	MB309 652	1	4WD		PLATE, Support w/Automatic Trans. & 2600cc
34	#MF241 284	2	4WD		BOLT, w/Washer w/Automatic Trans. & 2600cc (10x30mm)
35	MB309 651	1	4WD		INSULATOR, Engine Support Rear w/Automatic Trans. & 2600cc
36	MB309 653	1	4WD		BRACKET, Engine Support Rear w/Automatic Trans. & 2600cc
37	MF244 880	4	4WD		BOLT and WASHER, (10x25) w/2600cc

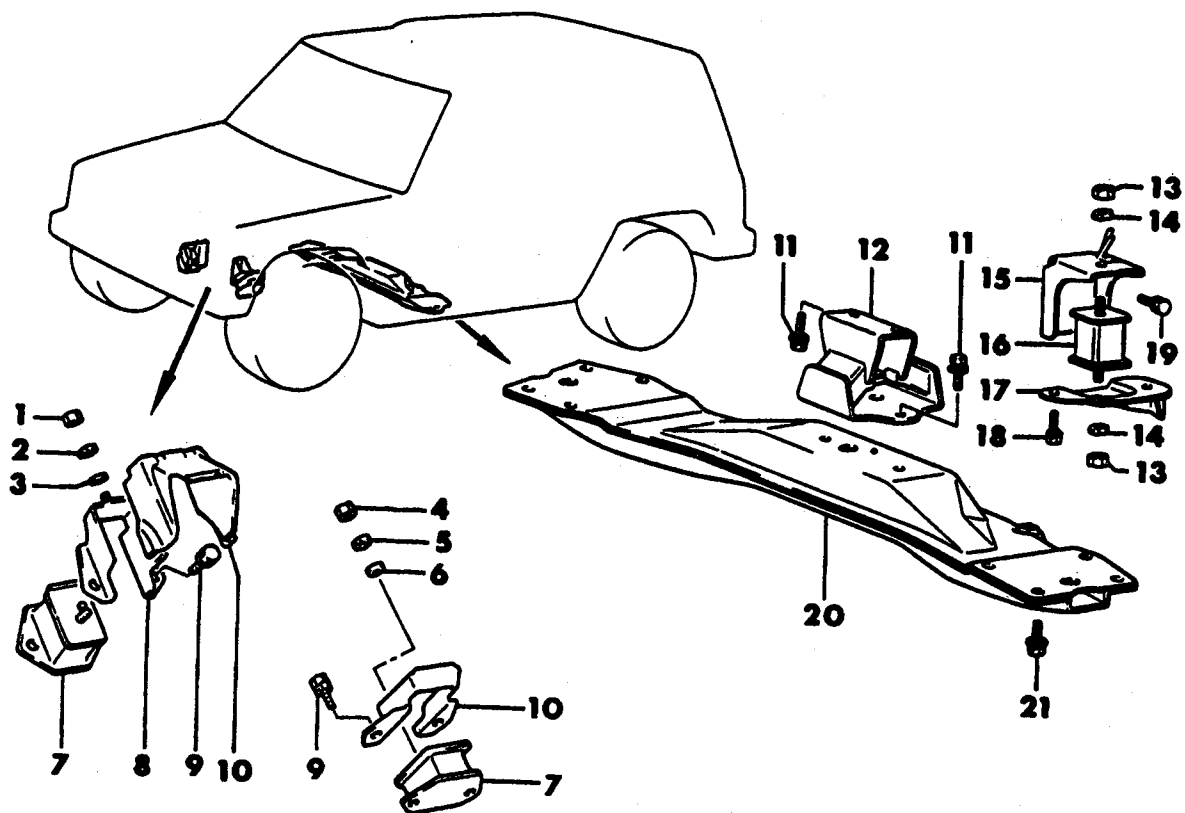
<b>ENGINE:</b>		P=1800 cc	A=2000 cc	<b>TRANS:</b>	A=Automatic
Blank=All		K=1600 cc (w/o Balance Shaft)	F=2600 cc (Car)	Blank=All	M=All Manual
Q=1500 cc		W=2600 cc (Truck)	V=3000 cc		8=4 x 2 Manual
<b>SERIES:</b>	H=High	<b>MODELS:</b>	24 FWD=2-Dr Hatchback (Colt LA=Colt 100/Eagle Vista)	24 RWD=2-Dr Hatchback (Conquest)	
L=Low	E=Economy		41 FWD=4-Dr Sedan (Colt LA=Colt 100/Eagle Vista)	24 FWD=2-Dr Hatchback (Colt LC/Colt 200)	
M=Medium	P=Premium		45 FWD-4WD=Sta.Wgn. (Colt LA)	41 FWD=4-Dr Sedan (Colt Summit LC/Colt 200)	
			H41 FWD=4-Dr Sedan (2000 GTX)	45 FWD-4WD=Sta.Wgn. (Vista)	
			27 RWD-4WD=Pickup(Ram 50,Pwr.Ram 50)	27 4WD=Sport Utility (Raider)	
			NOTE: Colt LA 24-41 models and H41 2000 GTX "are Canada only"		

AR=Use as Required # = New Part Number -- = Non Illustrated Part P.A.R.=Paint as Required

NOVEMBER, 1989

ENGINE MOUNTING  
RAIDER

9758 7600



# 1989 IMPORT PARTS CATALOG

Figure 9A-7600  
Illus. Page 9A-209

ENGINE, 4 CYLINDER

ITEM	PART NUMBER	QTY	BODY	MODEL	DESCRIPTION
------	-------------	-----	------	-------	-------------

## ENGINE MOUNTING RAIDER

1	MF430 005	1			NUT, (8)
2	MF450 405	1			WASHER, Spring (8)
3	MF450 005	1			WASHER, Plain (8)
4	#MU430 002	2			NUT, (10)
5	MF450 406	2			WASHER, Spring (10)
6	MF450 006	2			WASHER, Plain (10)
7	MB260 572	2			INSULATOR, Engine Support, Front Manual
8	MB260 751	2			STOPPER, Insulator Front Right
9	MF241 282	4			BOLT and WASHER, (10x25)
10	#MB436 771	1			PROTECTOR, Heat w/Manual
11	MF244 880	4			BOLT, w/Washer (10x25) w/Manual
12	MB007 136	1			INSULATOR, Engine Support Rear w/Manual Trans.
13	#MU430 002	2			NUT, (10)
14	MF450 406	2			WASHER, Spring (10)
15	MB436 310	1			BRACKET, Transfer Mount w/Manual Trans.
16	MB007 137	1			INSULATOR, Transfer Support w/Manual Trans.
17	MB436 481	1			PLATE, (Oval Holes)
18	MB151 354	2			BOLT, w/Washer (10x25)
19	MF240 078	2			BOLT, w/Washer (10x16)
20	MB118 868	1			CROSSMEMBER, (N0.2) w/Manual Trans.
21	MF244 905	8			BOLT, w/Washer (12x25)

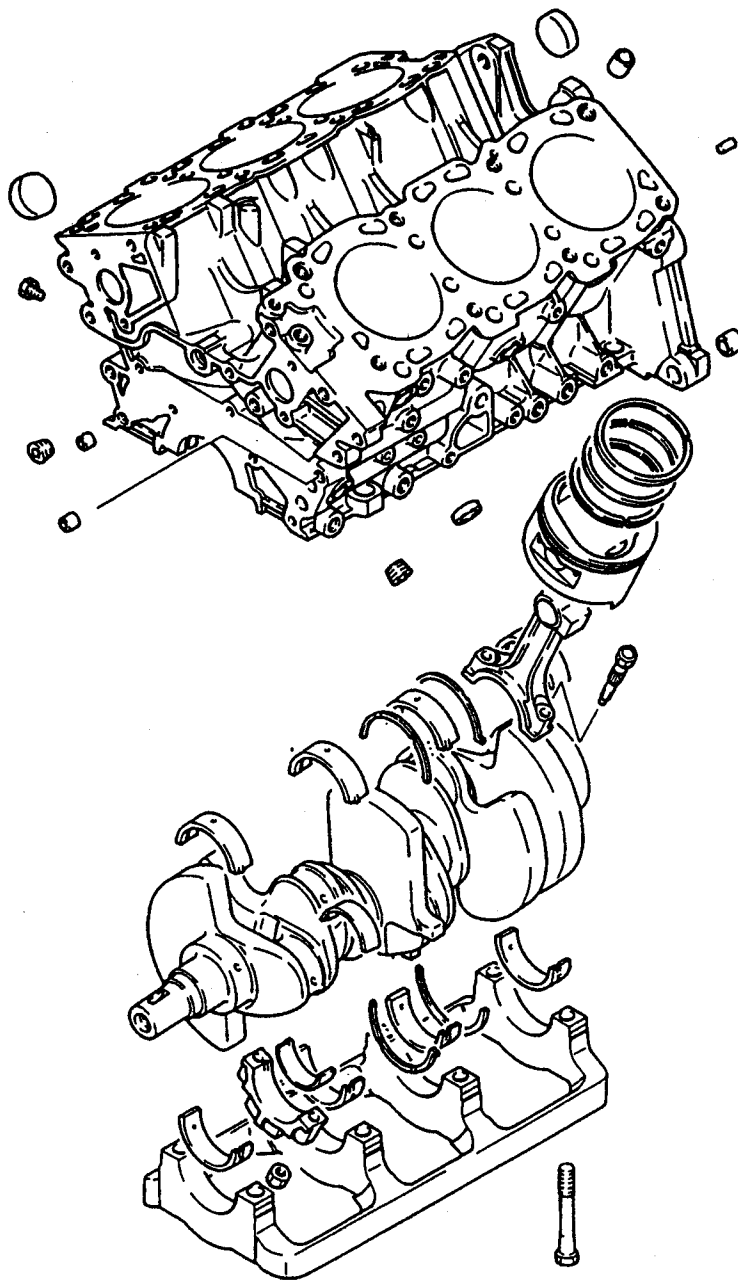
<b>ENGINE:</b>	P=1800 cc	A=2000 cc	<b>TRANS:</b>	A=Automatic
Blank=All	K=1600 cc (w/o Balance Shaft)	F=2600 cc (Car)	Blank=All	M=All Manual
Q=1500 cc	W=2600 cc (Truck)	V=3000 cc		8=4 x 2 Manual
<b>SERIES:</b>	H=High	<b>MODELS:</b>	24 FWD=2-Dr Hatchback (Colt LA=Colt 100/Eagle Vista)	24 RWD=2-Dr Hatchback (Conquest)
L=Low	E=Economy		41 FWD=4-Dr Sedan (Colt LA=Colt 100/Eagle Vista)	24 FWD=2-Dr Hatchback (Colt LC/Colt 200)
M=Medium	P=Premium		45 FWD-4WD=Sta.Wgn. (Colt LA)	41 FWD=4-Dr Sedan (Colt Summit LC/Colt 200)
			H41 FWD=4-Dr Sedan (2000 GTX)	45 FWD-4WD=Sta.Wgn. (Vista)
			27 RWD-4WD=Pickup(Ram 50,Pwr.Ram 50)	27 4WD=Sport Utility (Raider)
			NOTE: Colt LA 24-41 models and H41 2000 GTX "are Canada only"	

AR=Use as Required # =New Part Number — =Non Illustrated Part P.A.R.=Paint as Required

NOVEMBER, 1989

9756 100

SHORT, ENGINE  
RAIDER  
3.0 L ENGINE



# 1989 IMPORT PARTS CATALOG

Figure 9B-100  
Illus. Page 9B-3

ENGINE, SIX CYLINDER

ITEM	PART NUMBER	QTY	BODY	MODEL	DESCRIPTION
------	-------------	-----	------	-------	-------------

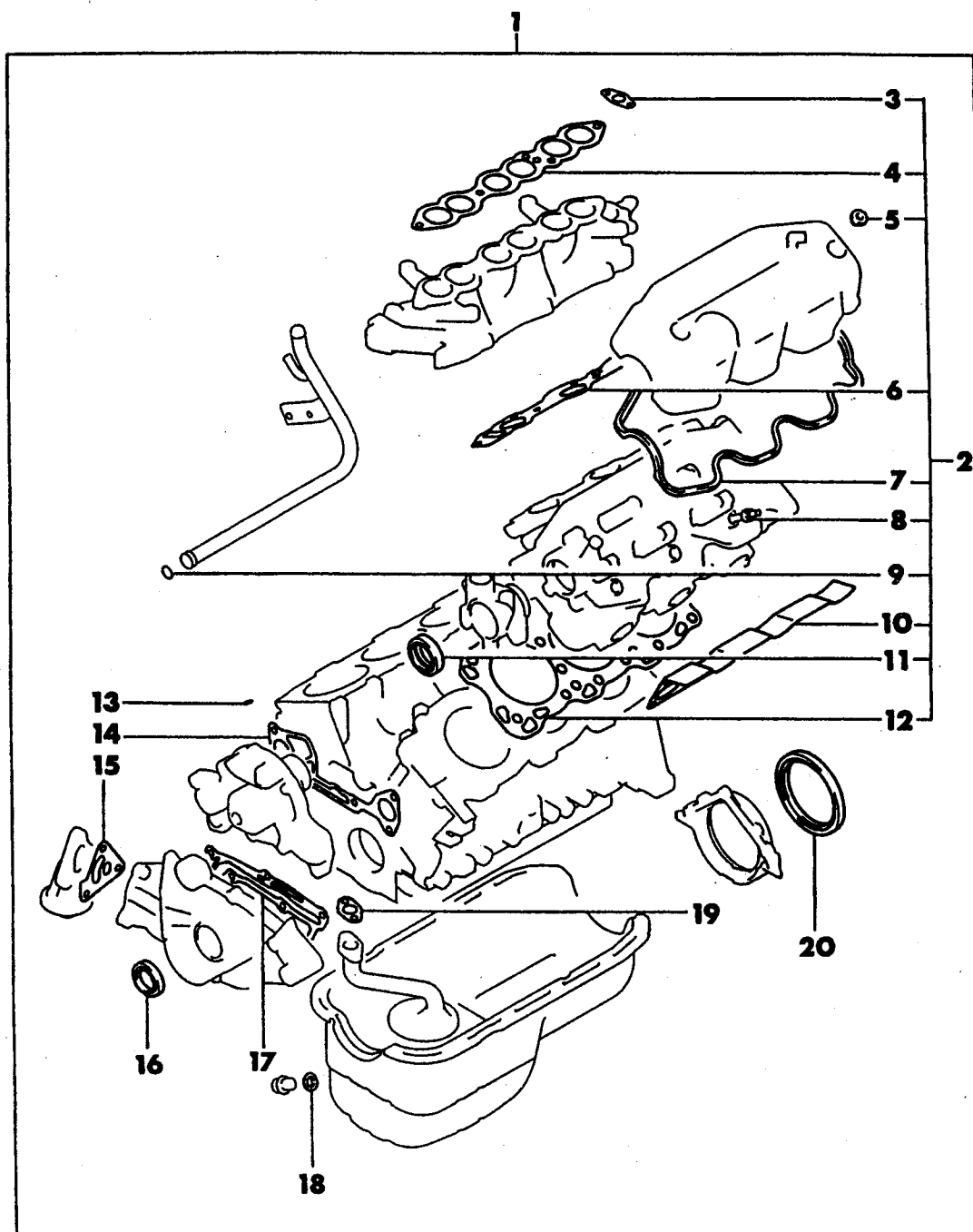
SHORT, ENGINE  
RAIDER  
3.0 L ENGINE

MD141 926 1 ENGINE, Short

<b>ENGINE:</b>	P=1800 cc	A=2000 cc	<b>TRANS:</b>	A=Automatic
Blank=All	K=1600 cc (w/o Balance Shaft)	F=2600 cc (Car)	Blank=All	M=All Manual
Q=1500 cc	W=2600 cc (Truck)	V=3000 cc		8=4 x 2 Manual
<b>SERIES:</b>	H=High	<b>MODELS:</b>		24 RWD=2-Dr Hatchback (Conquest)
L=Low	E=Economy	41 FWD=4-Dr Sedan (Colt LA=Colt 100/Eagle Vista)		24 FWD=2-Dr Hatchback (Colt LC/Colt 200)
M=Medium	P=Premium	45 FWD-4WD=Sta.Wgn. (Colt LA)		41 FWD=4-Dr Sedan (Colt Summit LC/Colt 200)
		H41 FWD=4-Dr Sedan (2000 GTX)		45 FWD-4WD=Sta.Wgn. (Vista)
		27 RWD-4WD=Pickup(Ram 50,Pwr.Ram 50)		27 4WD=Sport Utility (Raider)
		NOTE: Colt LA 24-41 models and H41 2000 GTX "are Canada only"		

9756 200

GASKET SETS  
 RAIDER  
 3.0 L ENGINE



# 1989 IMPORT PARTS CATALOG

Figure 9B-200  
Illus. Page 9B-5

ENGINE, SIX CYLINDER

ITEM	PART NUMBER	QTY	BODY	MODEL	DESCRIPTION
GASKET SETS					
RAIDER					
3.0 L ENGINE					
1	MD997 517	1			GASKET PACKAGE, Engine Overhaul
2	MD997 516	1			GASKET PACKAGE, Engine Overhaul Upper
3	#MD103 625	1			GASKET, Heater Water By-Pass Pipe
4		1			GASKET, Surge Tank (Service in Item 2)
	MD135 158	1			GASKET, Intake Air Surge Tank
5	MD000 523	4			SEAL, Rocker Cover Bolt
6	#MD104 722	2			GASKET, Inlet Manifold
7	MD120 091	2			GASKET, Rocker Cover
8	MD000 508	12			SEAL, Inlet Valve Stem
9	MD030 763	1			O-RING, (15.9)
10	#MD104 624	1			GASKET, Exhaust Manifold Lt.
	MD134 703	1			Rt.
11	#MD008 762	2			OIL SEAL, Camshaft
12	MD138 312	2			GASKET, Cylinder Head Up to 11/88
	MD147 241	2			After 11/88
13	#MF520 004	1			O-RING, (9) Up to 11/88
	#MD075 834	1			After 11/88
14	#MD101 925	1			GASKET, Water Pump
15	MD101 970	1			GASKET, Oil Filter Bracket
16	#MD088 855	1			OIL SEAL, Crankshaft Front
17	MD101 160	1			GASKET, Oil Pump Case
18	MD050 317	1			GASKET, (14)
19	MD021 577	1			GASKET, Oil Strainer
20	#MD101 915	1			OIL SEAL, Crankshaft Rear

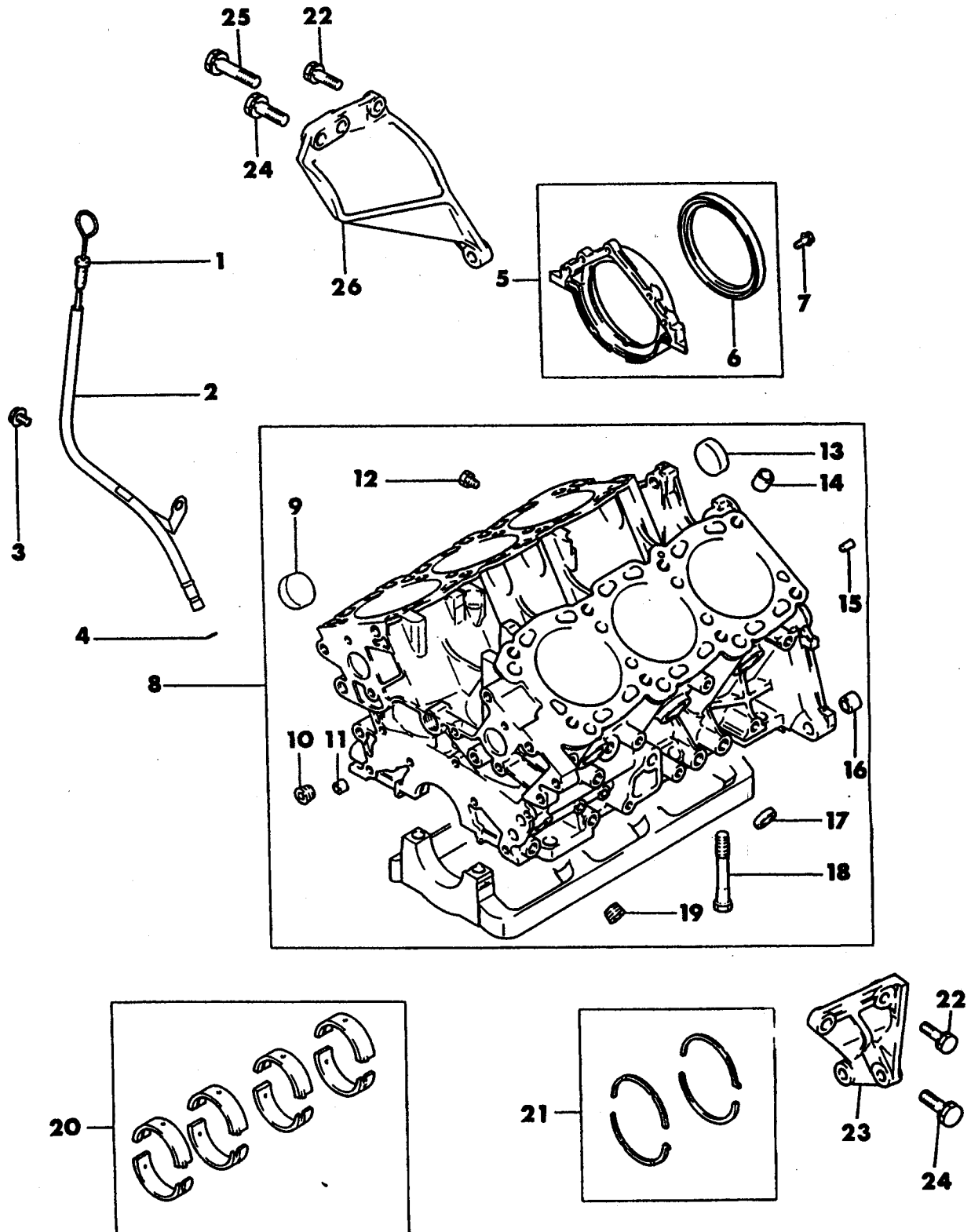
<b>ENGINE:</b>	P=1800 cc	A=2000 cc	<b>TRANS:</b>	A=Automatic
Blank=All	K=1600 cc (w/o Balance Shaft)	F=2600 cc (Car)	Blank=All	M=All Manual
Q=1500 cc	W=2600 cc (Truck)	V=3000 cc		8=4 x 2 Manual
<b>SERIES:</b>	H=High	<b>MODELS:</b>	24 FWD=2-Dr Hatchback (Colt LA=Colt 100/Eagle Vista)	24 RWD=2-Dr Hatchback (Conquest)
L=Low	E=Economy		41 FWD=4-Dr Sedan (Colt LA=Colt 100/Eagle Vista)	24 FWD=2-Dr Hatchback (Colt LC/Colt 200)
M=Medium	P=Premium		45 FWD=4WD=Sta.Wgn. (Colt LA)	41 FWD=4-Dr Sedan (Colt Summit LC/Colt 200)
			H41 FWD=4-Dr Sedan (2000 GTX)	45 FWD=4WD=Sta.Wgn. (Vista)
			27 RWD=4WD=Pickup(Ram 50,Pwr.Ram 50)	27 4WD=Sport Utility (Raider)
			NOTE: Colt LA 24-41 models and H41 2000 GTX "are Canada only"	

AR=Use as Required # =New Part Number --=Non Illustrated Part P.A.R.=Paint as Required

NOVEMBER, 1989

9756 300

CYLINDER BLOCK  
 RAIDER  
 3.0 L ENGINE





# 1989 IMPORT PARTS CATALOG

Figure 9B-300

Illus. Page 9B-7

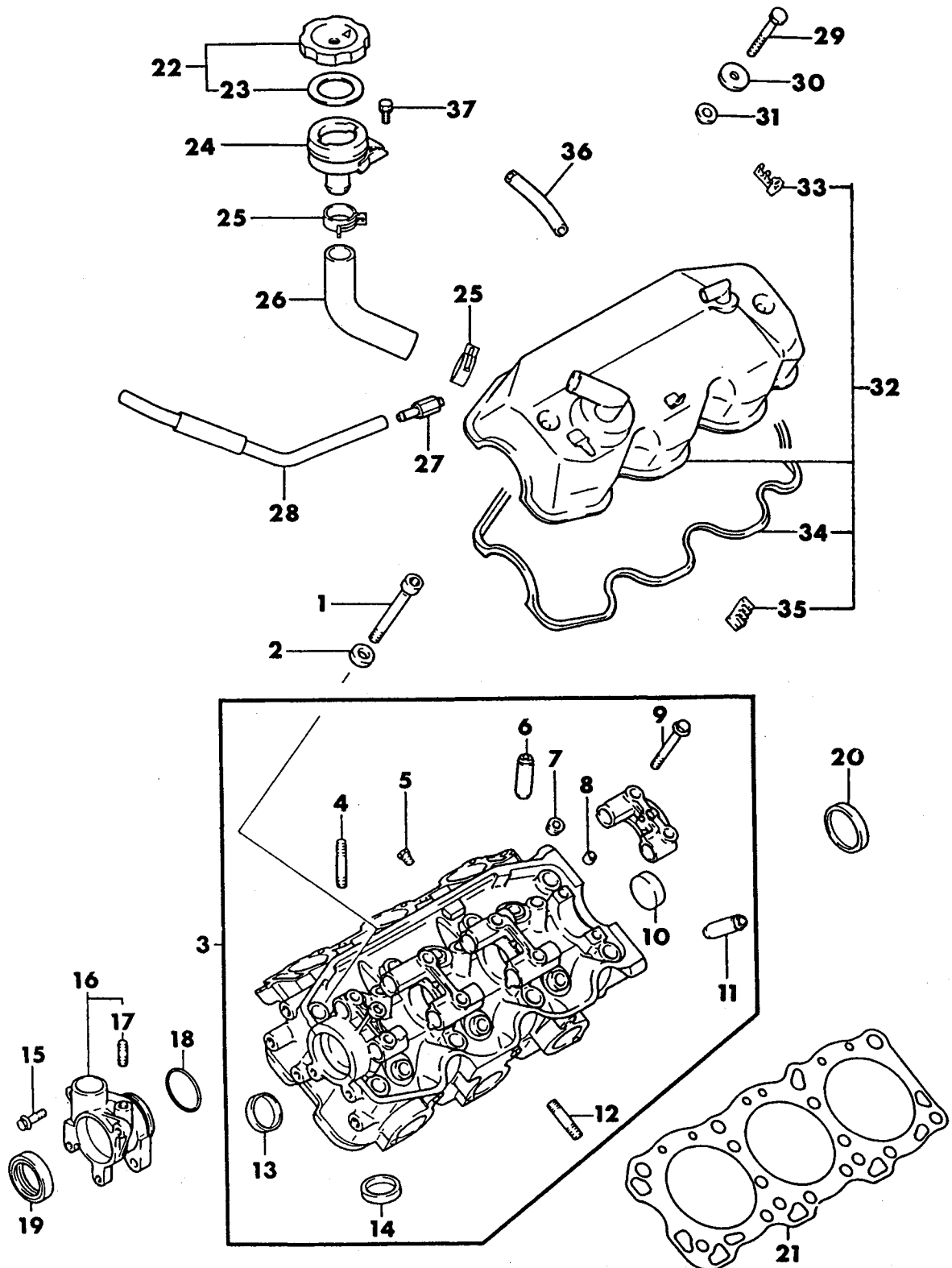
## ENGINE, SIX CYLINDER

ITEM	PART NUMBER	QTY	BODY	MODEL	DESCRIPTION
CYLINDER BLOCK					
RAIDER					
3.0 L ENGINE					
1	MD140 438	1			GAUGE, Engine Oil Level
2	MD141 943	1			GUIDE, Engine Oil Level Gauge
3	MF140 021	1			BOLT, Flange (8x12) 4T
4	#MF520 004	1			O-RING, (9) Up to 11/88
	#MD075 834	1			After 11/88
5	#MD096 866	1			CASE, Crankshaft Rear Oil Seal
6	#MD101 915	1			OIL SEAL, Crankshaft Rear
7	MF140 207	3			BOLT, Flange (6x20) 7T
8	MD136 918	1			BLOCK, Cylinder
9	#MD096 863	1			CAP, Cylinder Block (41)
10	MD040 338	2			PLUG, Taper (PT 3/8)
11	MS471 104	2			BUSHING, (8x9)
12	MD000 269	2			PLUG, Taper (PT 1/4)
13	#MF665 541	2			CAP, Sealing (35)
14	MS471 112	4			BUSHING, Cylinder Block (12x16)
15	MF472 403	2			PIN, Dowel (6x14)
16	MS471 111	2			BUSHING, Knock (12x13)
17	#MF665 538	5			CAP, Sealing (25)
18	#MD088 723	8			BOLT, Crankshaft Bearing Cap
19	MS661 142	1			PLUG, Taper (PT 3/8)
20	#MD105 269	1			BEARING SET, Crankshaft Standard
	#MD105 270	1			0.25mm O/S
	#MD105 271	1			0.50mm O/S
	#MD105 272	1			0.75mm O/S
21	MD116 890	1			BEARING SET, Crankshaft Thrust
22	MF301 345	2			BOLT, Engine Rear Plate (10x30)
23	MD138 823	1			STAY, Cylinder Block Trans. Case Support Lt.
24	MF301 370	1			BOLT and WASHER, (12x35)
25	MF301 374	2			BOLT, Engine Rear Plate (12x50)
26	MD134 564	1			STAY, Cylinder Block Trans. Case Support Rt.

<b>ENGINE:</b>		P=1800 cc	A=2000 cc	<b>TRANS:</b>	A=Automatic
Blank=All		K=1600 cc (w/o Balance Shaft)	F=2600 cc (Car)	Blank=All	M=All Manual
Q=1500 cc		W=2600 cc (Truck)	V=3000 cc		8=4 x 2 Manual
<b>SERIES:</b>	H=High	<b>MODELS:</b>		24 FWD=2-Dr Hatchback (Colt LA=Colt 100/Eagle Vista)	24 RWD=2-Dr Hatchback (Conquest)
L=Low	E=Economy	41 FWD=4-Dr Sedan (Colt LA=Colt 100/Eagle Vista)		24 FWD=2-Dr Hatchback (Colt LC/Colt 200)	41 FWD=4-Dr Sedan (Colt Summit LC/Colt 200)
M=Medium	P=Premium	45 FWD-4WD=Sta.Wgn. (Colt LA)		H41 FWD=4-Dr Sedan (2000 GTX)	45 FWD-4WD=Sta.Wgn. (Vista)
		27 RWD-4WD=Pickup(Ram 50,Pwr.Ram 50)		27 4WD=Sport Utility (Raider)	
		NOTE: Colt LA 24-41 models and H41 2000 GTX "are Canada only"			

9756 400

CYLINDER HEAD  
RAIDER  
3.0 L ENGINE



# 1989 IMPORT PARTS CATALOG

Figure 9B-400  
Illus. Page 9B-9

ENGINE, SIX CYLINDER

ITEM	PART NUMBER	QTY	BODY	MODEL	DESCRIPTION
CYLINDER HEAD					
RAIDER					
3.0 L ENGINE					
1	#MD065 959	16			BOLT, Engine Cylinder Head
2	MD020 733	16			WASHER, Cylinder Head Bolt
3	MD128 111	2			HEAD, Cylinder
4	#MD108 395	8			STUD, Cylinder Head (8x38)
5	#MD104 627	2			PLUG, Cylinder Head (1/16)
6	MD000 461	6			GUIDE, Inlet Valve (0.05mm O/S)
	MD000 462	6			(0.25mm O/S)
	MD000 463	6			(0.50mm O/S)
7	MD022 295	2			PLUG, Taper (PT 1/4)
8	MD009 347	16			BUSHING, (10x8)
9	#MD020 566	16			BOLT, Camshaft Cap
10	MD000 245	2			CAP, (35)
11	MD000 471	6			GUIDE, Valve Exhaust (0.05mm O/S)
	MD000 472	6			(0.25mm O/S)
	MD000 473	6			(0.50mm O/S)
12	MD108 396	12			STUD, Cylinder Head (8x30)
13	MD128 114	6			SEAT, Exhaust Valve (0.30mm O/S)
	MD128 115	6			(0.60mm O/S)
14	MD024 414	6			SEAT, Inlet Valve (0.30mm O/S)
	MD024 415	6			(0.60mm O/S)
15	#MF140 027	3			BOLT, Flange (8x25) 4T
16	#MD096 907	1			ADAPTER, Cylinder Head Distr. Mount
17	#MS401 327	1			STUD, (8x25) 4T
18	#MD096 909	1			O-RING, Cylinder head Distr. Adapter
19	#MD008 762	2			OIL SEAL, Camshaft
20	#MD090 761	2			SEAL, Cylinder Head Camshaft Rear End
21	MD138 312	2			GASKET, Cylinder Head Up to 11/88
	MD147 241	2			After 11/88
22	MD132 260	1			CAP, Engine Oil Filler
23	#MD103 148	1			GASKET, Engine Oil Filler Cap
24	MD137 708	1			FILLER, Engine Oil
25	MS660 249	2			CLIP, Rocker Cover (26)
26	MD137 721	1			PIPE, Engine Oil Filler
27	MD104 723	1			VALVE, Rocker Cover PCV
28	#MD139 348	1			HOSE, Rocker Cover PCV Valve
29	#MF103 961	4			BOLT, Rocker Cover (8x35) 4T
30	#MD085 089	4			WASHER, Rocker Cover Bolt
31	MD000 523	4			SEAL, Rocker Cover Bolt
32	MD137 906	1			COVER, Rocker Lt.
	MD137 911	1			Rt.
33	#MD097 072	2			CLAMP, Rocker Cover
34	MD120 091	2			GASKET, Rocker Cover
35	#MD017 652	2			CLAMP
36	MD136 258	1			HOSE, Rocker Cover Breather Rt.
37	MF241 824	2			BOLT, (6x14)

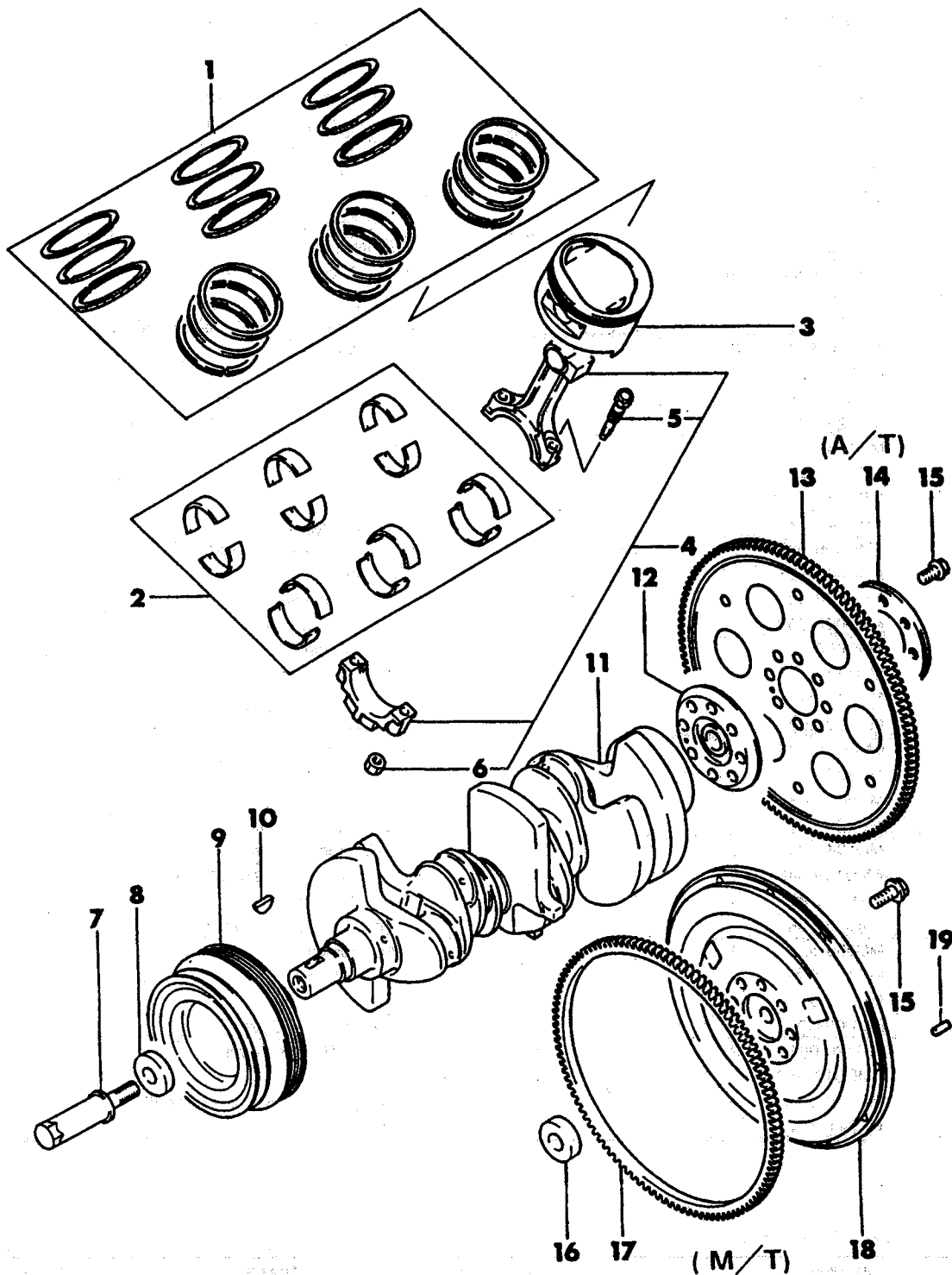
<b>ENGINE:</b>		P=1800 cc	A=2000 cc	<b>TRANS:</b>	A=Automatic
Blank=All		K=1600 cc (w/o Balance Shaft)	F=2600 cc (Car)	Blank=All	
Q=1500 cc		W=2600 cc (Truck)	V=3000 cc	M=All Manual	
				8=4 x 2 Manual	
<b>SERIES:</b>	H=High	<b>MODELS:</b>	24 FWD=2-Dr Hatchback (Colt LA=Colt 100/Eagle Vista)	24 RWD=2-Dr Hatchback (Conquest)	
L=Low	E=Economy		41 FWD=4-Dr Sedan (Colt LA=Colt 100/Eagle Vista)	24 FWD=2-Dr Hatchback (Colt LC/Colt 200)	
M=Medium	P=Premium		45 FWD-4WD=Sta.Wgn. (Colt LA)	41 FWD=4-Dr Sedan (Colt Summit LC/Colt 200)	
			H41 FWD=4-Dr Sedan (2000 GTX)	45 FWD-4WD=Sta.Wgn. (Vista)	
			27 RWD-4WD=Pickup(Ram 50,Pwr.Ram 50)	27 4WD=Sport Utility (Raider)	
			NOTE: Colt LA 24-41 models and H41 2000 GTX "are Canada only"		

AR=Use as Required # = New Part Number -- = Non Illustrated Part P.A.R.=Paint as Required

NOVEMBER, 1989

9756 500

CRANKSHAFT & PISTONS  
RAIDER  
3.0 L ENGINE



# 1989 IMPORT PARTS CATALOG

ENGINE, SIX CYLINDER

Figure 9B-500  
Illus. Page 9B-11

ITEM	PART NUMBER	QTY	BODY	MODEL	DESCRIPTION
------	-------------	-----	------	-------	-------------

## CRANKSHAFT & PISTONS

RAIDER

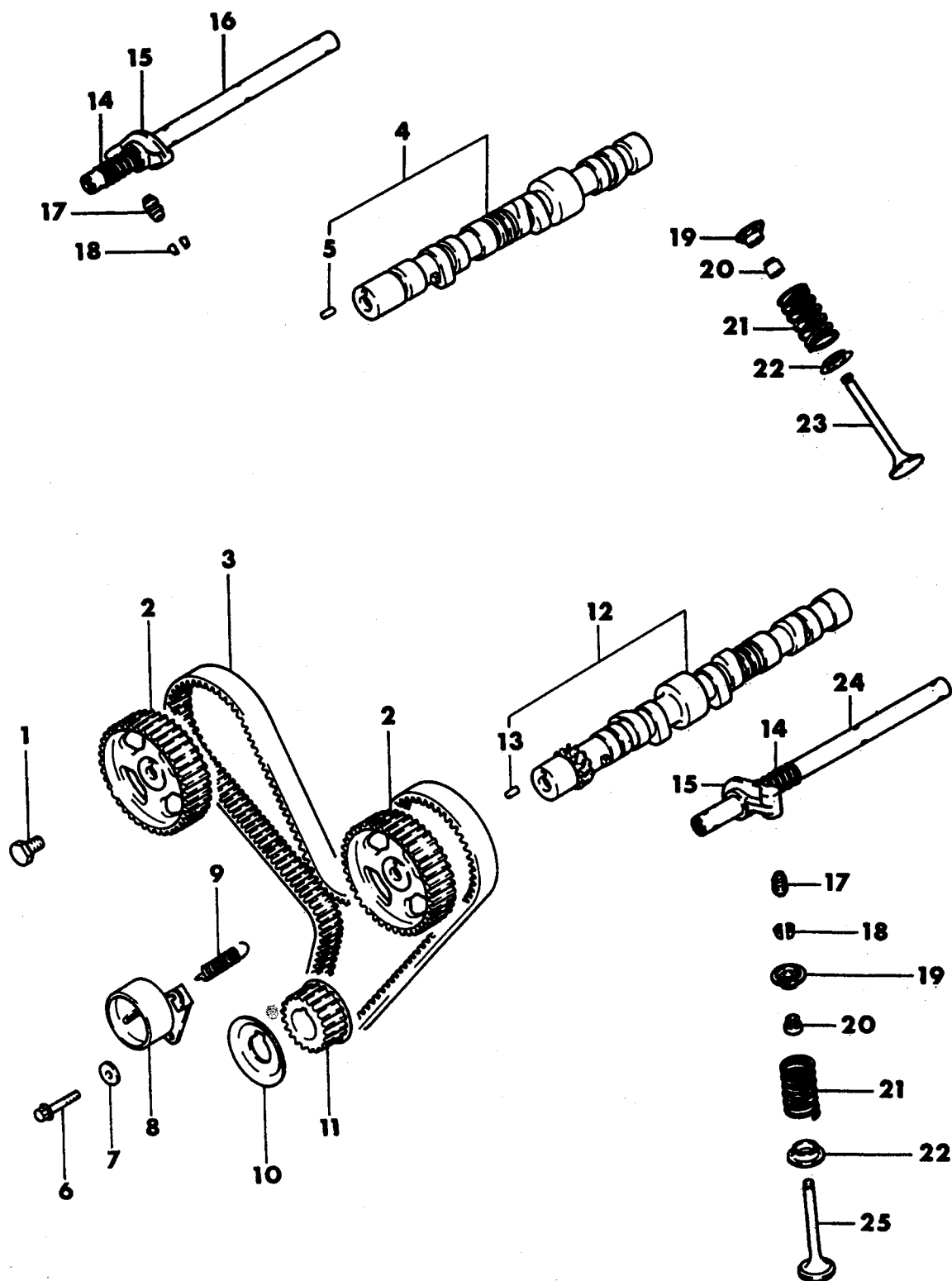
3.0 L ENGINE

1	#MD104 922	1			RING SET, Piston Standard
	MD105 201	1			0.25mm O/S
	MD105 202	1			0.50mm O/S
	MD105 203	1			0.75mm O/S
	MD105 204	1			1.00mm O/S
2	#MD105 277	1			BEARING SET, Connecting Rod Standard
	#MD105 278	1			0.25mm O/S
	#MD105 279	1			0.50mm O/S
	#MD105 280	1			0.75mm O/S
3	MD119 671	3			PISTON and PIN, Standard Right
	MD131 251	3			0.25mm O/S Right
	MD131 252	3			0.50mm O/S Right
	MD131 253	3			0.75mm O/S Right
	MD131 254	3			1.00mm O/S Right
	MD152 563	3			PISTON and PIN, Standard Left
	MD152 575	3			0.25 mm O/S Left
	MD152 576	3			0.50 mm O/S Left
	MD152 577	3			0.75 mm O/S Left
	MD152 578	3			1.00 mm O/S Left
4	#MD096 043	6			ROD, Connecting
5	MD096 144	12			BOLT, Connecting Rod
6	MD006 704	12			NUT, Connecting Bolt
7	MD138 069	1			BOLT, Crankshaft (14x40)
8	#MD096 930	1			WASHER, Crankshaft Temporary Pulley
9	MD141 468	1			PULLEY, Crankshaft Damper
10	#MD008 959	1			KEY, Crankshaft (5x22)
11	MD129 529	1			CRANKSHAFT
12	MD729 059	1			ADAPTER, Crankshaft Auto. Trans. Drive Plate
13	MD729 060	1			PLATE, Auto. Trans. Drive
14	MD719 871	1			PLATE, Auto. Trans. Drive Plate Adapter
15	MD113 400	8			BOLT, Engine Flywheel
16	MH040 024	1			PILOT, Bearing Flywheel Drive Pinion w/Manual Trans.
17	MD121 841	1			GEAR, Ring Flywheel w/Manual Trans.
18	MD121 840	1			FLYWHEEL, w/Manual Trans.
19	MF472 404	3			PIN, Dowel (8x18)

<b>ENGINE:</b>		P=1800 cc	A=2000 cc	<b>TRANS:</b>	A=Automatic
Blank=All	K=1600 cc (w/o Balance Shaft)		F=2600 cc (Car)	Blank=All	M=All Manual
Q=1500 cc	W=2600 cc (Truck)		V=3000 cc		8=4 x 2 Manual
<b>SERIES:</b>	H=High	<b>MODELS:</b>		24 FWD=2-Dr Hatchback (Colt LA=Colt 100/Eagle Vista)	24 RWD=2-Dr Hatchback (Conquest)
L=Low	E=Economy			41 FWD=4-Dr Sedan (Colt LA=Colt 100/Eagle Vista)	24 FWD=2-Dr Hatchback (Colt LC/Colt 200)
M=Medium	P=Premium			45 FWD=4WD=Sta.Wgn. (Colt LA)	41 FWD=4-Dr Sedan (Colt Summit LC/Colt 200)
				H41 FWD=4-Dr Sedan (2000 GTX)	45 FWD=4WD=Sta.Wgn. (Vista)
				27 RWD=4WD=Pickup(Ram 50,Pwr.Ram 50)	27 4WD=Sport Utility (Raider)
				NOTE: Colt LA 24-41 models and H41 2000 GTX "are Canada only"	

9756 600

CAMSHAFT & VALVE  
RAIDER  
3.0 L ENGINE



# 1989 IMPORT PARTS CATALOG

Figure 9B-600  
Illus. Page 9B-13

ENGINE, SIX CYLINDER

ITEM	PART NUMBER	QTY	BODY	MODEL	DESCRIPTION
CAMSHAFT & VALVE RAIDER 3.0 L ENGINE					
1	#MF140 285	2			BOLT, Flange (12x30) 7T
2	MD111 620	2			SPROCKET, Camshaft
3	MD111 427	1			BELT, Valve Timing
4	MD126 154	1			CAMSHAFT, Rt.
5	MF472 403	1			PIN, Dowel (6x14)
6	#MF140 234	1			BOLT, Flange (8x45) 7T
7	MD001 521	1			WASHER, Plain (8.5)
8	#MD104 578	1			TENSIONER, Valve Timing Belt
9	MD125 228	1			SPRING, Valve Timing Belt Tensioner
10	#MD096 940	1			FLANGE, Crankshaft Sprocket
11	#MD100 568	1			SPROCKET, Crankshaft
12	MD126 155	1			CAMSHAFT, Lt.
13	MF472 403	1			PIN, Dowel (6x14)
14	MD125 669	12			SPRING, Rocker Shaft
15	MD124 950	12			ARM, Rocker (B)
16	#MD096 810	2			SHAFT, Rocker Arm (B)
17	MD093 714	12			ADJUSTER, Rocker Arm Lash
18	MD061 895	24			LOCK, Valve Spring Retainer
19	MD066 498	12			RETAINER, Valve Spring
20	MD000 508	12			SEAL, Inlet Valve Stem
21	MD096 942	12			SPRING, Valve
22	MD096 944	12			SEAT, Valve Spring
23	#MD088 812	6			VALVE, Exhaust
24	#MD096 809	2			SHAFT, Rocker Arm (A)
25	#MD088 811	6			VALVE, Inlet

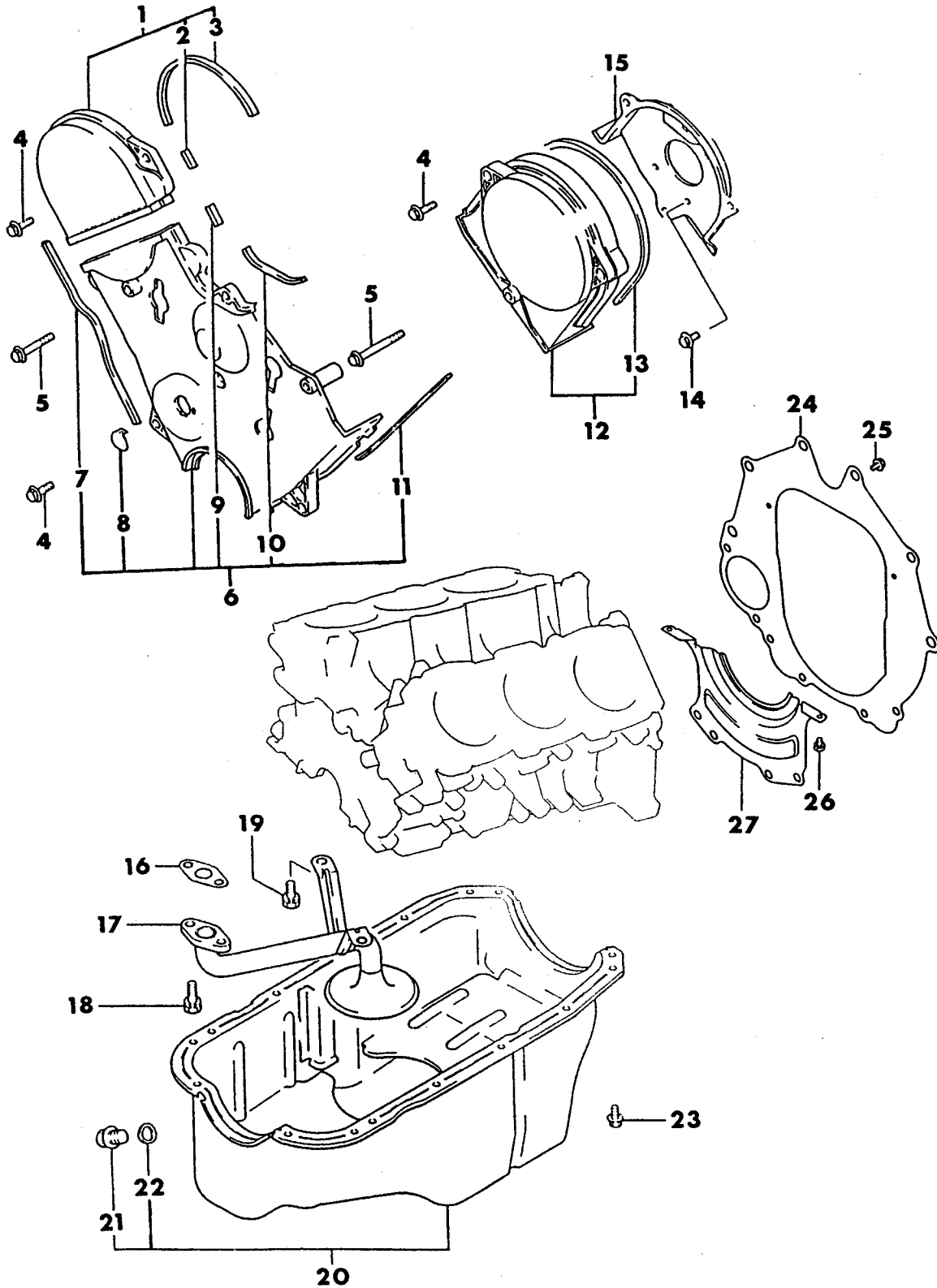
<b>ENGINE:</b>		P=1800 cc	A=2000 cc	<b>TRANS:</b>	A=Automatic
Blank=All	K=1600 cc (w/o Balance Shaft)	F=2600 cc (Car)	Blank=All	M=All Manual	
Q=1500 cc	W=2600 cc (Truck)	V=3000 cc		8=4 x 2 Manual	
<b>SERIES:</b>	H=High	<b>MODELS:</b>	24 FWD=2-Dr Hatchback (Colt LA=Colt 100/Eagle Vista)	24 RWD=2-Dr Hatchback (Conquest)	
L=Low	E=Economy		41 FWD=4-Dr Sedan (Colt LA=Colt 100/Eagle Vista)	24 FWD=2-Dr Hatchback (Colt LC/Colt 200)	
M=Medium	P=Premium		45 FWD-4WD=Sta.Wgn. (Colt LA)	41 FWD=4-Dr Sedan (Colt Summit LC/Colt 200)	
			H41 FWD=4-Dr Sedan (2000 GTX)	45 FWD-4WD=Sta.Wgn. (Vista)	
			27 RWD-4WD=Pickup(Ram 50,Pwr.Ram 50)	27 4WD=Sport Utility (Raider)	
			NOTE: Colt LA 24-41 models and H41 2000 GTX "are Canada only"		

AR=Use as Required # =New Part Number --=Non Illustrated Part P.A.R.=Paint as Required

NOVEMBER, 1989

9756 700

OIL PAN & TIMING COVER  
RAIDER  
3.0 L ENGINE





# 1989 IMPORT PARTS CATALOG

Figure 9B-700  
Illus. Page 9B-15

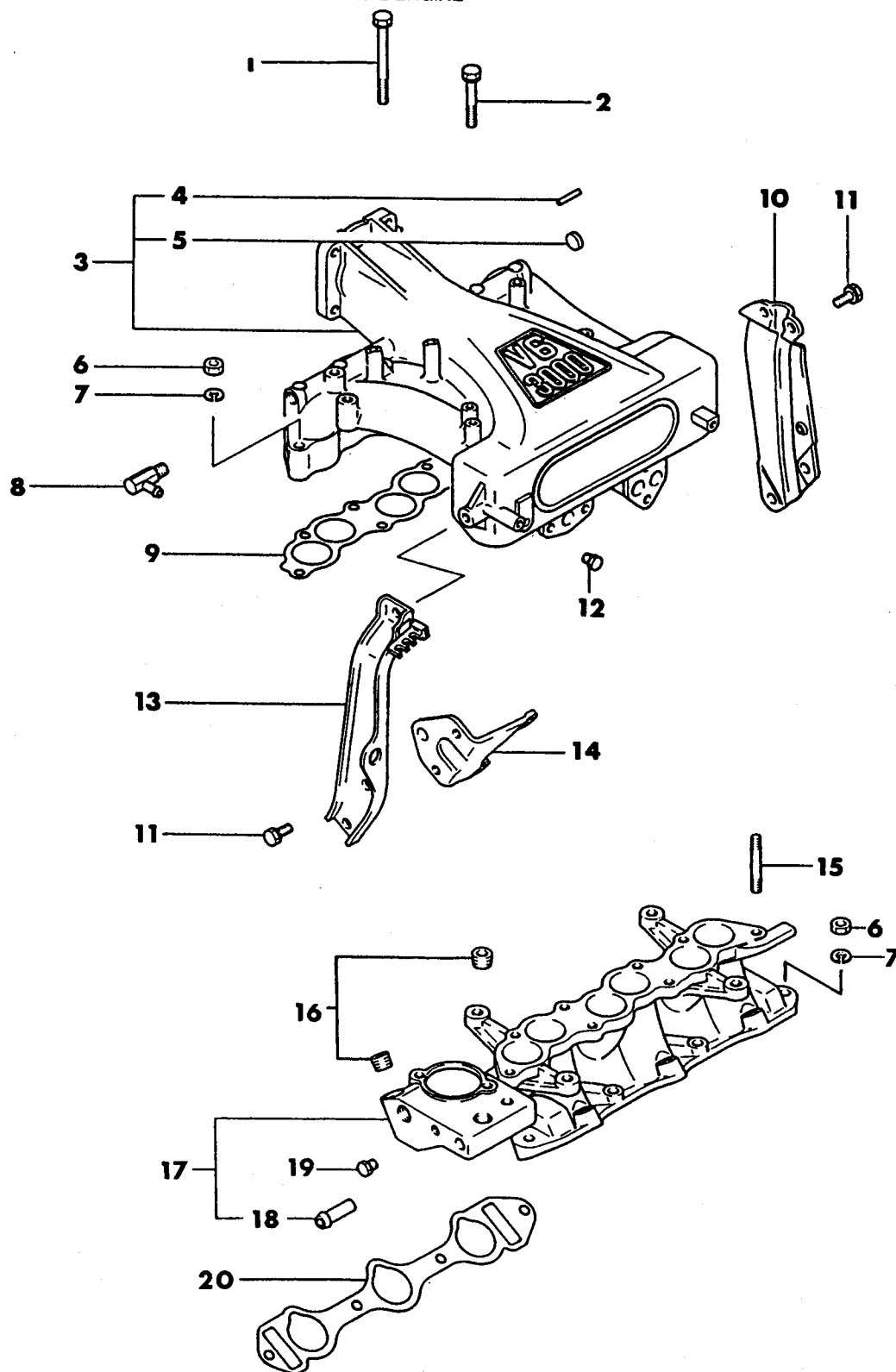
ENGINE, SIX CYLINDER

ITEM	PART NUMBER	QTY	BODY	MODEL	DESCRIPTION
OIL PAN & TIMING COVER RAIDER 3.0 L ENGINE					
1	# MD104 025	1			COVER, Timing Belt (B)
2	# MD104 042	1			GASKET, Timing Belt Cover (J)
3	# MD104 043	1			GASKET, Timing Belt Cover (K)
4	MF140 207	8			BOLT, Flange (6x20) 7T
5	# MF140 218	2			BOLT, Flange (6x55) 7T
6	MD131 403	1			COVER, Timing Belt
7	# MD104 040	1			GASKET, Timing Belt Cover (H)
8	MD006 668	1			COVER, Timing Belt Access.
9	# MD104 042	1			GASKET, Timing Belt Cover (J)
10	MD141 358	1			GASKET, Timing Belt Cover
11	MD141 359	1			GASKET, Timing Belt Cover
12	MD139 323	1			COVER, Timing Belt
13	MD141 357	1			GASKET, Timing Belt Cover
14	# MF140 202	3			BOLT, Flange (6x10) 7T
15	# MD104 161	1			COVER, Timing Belt Under (A)
16	MD021 577	1			GASKET, Oil Strainer
17	MD142 347	1			OIL STRAINER, Engine Oil Pan
18	MS241 071	2			BOLT, Oil Strainer (8x20) 7T
19	MF241 251	2			BOLT, (8x16) 7T
20	MD142 288	1			PAN, Oil Engine
21	MD050 316	1			PLUG, Drain (14)
22	MD050 317	1			GASKET, (14)
23	MD097 012	16			BOLT, Engine Oil Pan (6x10)
24	MD134 618	1			PLATE, Cylinder Block Rear
25	# MF140 202	2			BOLT, Flange (6x10) 7T
26	MD113 183	2			BOLT, Engine Rear Plate
27	MD136 105	1			COVER, Bellhousing

<b>ENGINE:</b>		P=1800 cc	A=2000 cc	<b>TRANS:</b>		A=Automatic
Blank=All		K=1600 cc (w/o Balance Shaft)	F=2600 cc (Car)	Blank=All		M=All Manual
Q=1500 cc		W=2600 cc (Truck)	V=3000 cc			8=4 x 2 Manual
<b>SERIES:</b>		H=High	<b>MODELS:</b>		24 FWD=2-Dr Hatchback (Colt LA=Colt 100/Eagle Vista)	
L=Low		E=Economy	41 FWD=4-Dr Sedan (Colt LA=Colt 100/Eagle Vista)		24 RWD=2-Dr Hatchback (Conquest)	
M=Medium		P=Premium	45 FWD=4WD=Sta.Wgn. (Colt LA)		24 FWD=2-Dr Hatchback (Colt LC/Colt 200)	
			H41 FWD=4-Dr Sedan (2000 GTX)		41 FWD=4-Dr Sedan (Colt Summit LC/Colt 200)	
			27 RWD=4WD=Pickup(Ram 50,Pwr.Ram 50)		45 FWD=4WD=Sta.Wgn. (Vista)	
			NOTE: Colt LA 24-41 models and H41 2000 GTX "are Canada only"		27 4WD=Sport Utility (Raider)	

9756 800

MANIFOLD, INTAKE  
RAIDER  
3.0 L ENGINE



# 1989 IMPORT PARTS CATALOG

Figure 9B-800  
Illus. Page 9B-17

ENGINE, SIX CYLINDER

ITEM	PART NUMBER	QTY	BODY	MODEL	DESCRIPTION
------	-------------	-----	------	-------	-------------

## MANIFOLD, INTAKE RAIDER 3.0 L ENGINE

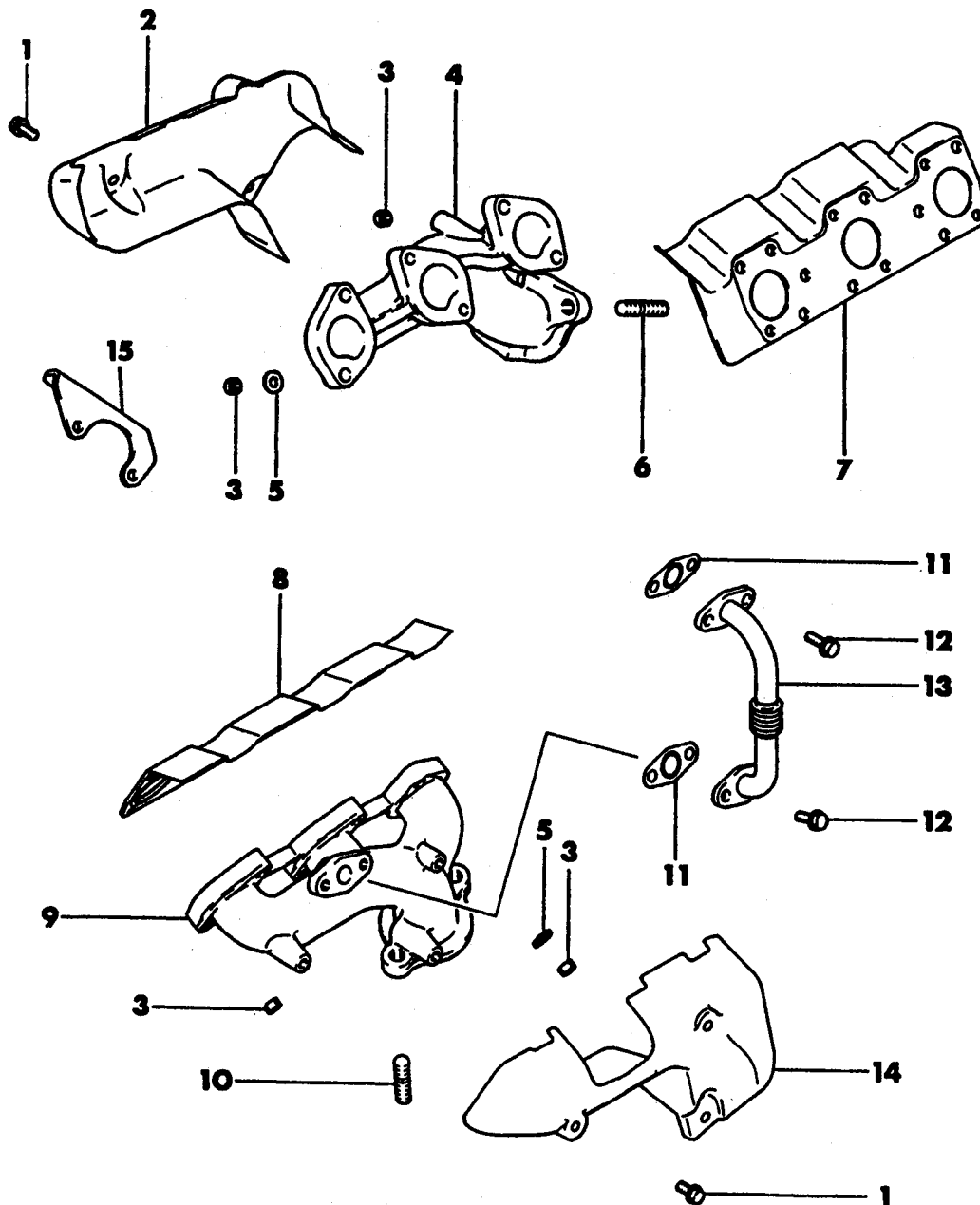
1	MF241 271	2			BOLT and WASHER, (8x90) 7T
	MF450 005	2			WASHER, Plain (8) After 7/88
2	MF241 264	4			BOLT and WASHER, (8x55) 7T
3	MD141 386	1			TANK, Air Intake Surge w/Manual Trans. Up to 7/88
	MD143 349	1			w/Manual Trans. After 7/88
	MD141 385	1			w/Auto. Trans. Up to 7/88
	MD143 348	1			w/Auto. Trans. After 7/88
4	MD108 999	1			NIPPLE, Inlet Manifold
5	#MF665 532	1			CAP, Sealing (12)
6	MF430 035	10			NUT, (8) 4T
7	MF450 435	10			WASHER, Spring (8)
8	MD131 701	1			NIPPLE, Inlet Manifold (8)
9	MD135 158	1			GASKET, Intake Air Surge Tank
10	MD141 380	1			STAY, Inlet Manifold
11	MF241 252	8			BOLT, (8x18) 7T
12	MD014 929	1			PLUG, Taper (PT 1/8)
13	MD139 594	1			STAY, Inlet Manifold
14	MD139 596	1			BRACKET, Inlet Manifold
15	MS401 436	2			STUD, Inlet Manifold (8x50)
16	MS661 142	2			PLUG, Taper (PT 3/8)
17	MD135 235	1			MANIFOLD, Inlet Up to 6/88
	MD141 389	1			After 6/88
18	#MD088 822	1			NIPPLE, Inlet Manifold
19	MD014 929	1			PLUG, Taper (PT 1/8)
20	#MD104 722	2			GASKET, Inlet Manifold

<b>ENGINE:</b>		P=1800 cc	A=2000 cc	<b>TRANS:</b>	A=Automatic
Blank=All		K=1600 cc (w/o Balance Shaft)	F=2600 cc (Car)	Blank=All	M=All Manual
Q=1500 cc		W=2600 cc (Truck)	V=3000 cc		8=4 x 2 Manual
<b>SERIES:</b>	H=High	<b>MODELS:</b>		24 RWD=2-Dr Hatchback (Conquest)	
L=Low	E=Economy	41 FWD=4-Dr Sedan (Colt LA=Colt 100/Eagle Vista)		24 FWD=2-Dr Hatchback (Colt LC/Colt 200)	
M=Medium	P=Premium	45 FWD-4WD=Sta.Wgn. (Colt LA)		41 FWD=4-Dr Sedan (Colt Summit LC/Colt 200)	
		H41 FWD=4-Dr Sedan (2000 GTX)		45 FWD-4WD=Sta.Wgn. (Vista)	
		27 RWD-4WD=Pickup(Ram 50,Pwr.Ram 50)		27 4WD=Sport Utility (Raider)	
		NOTE: Colt LA 24-41 models and H41 2000 GTX "are Canada only"			

AR=Use as Required # =New Part Number - =Non Illustrated Part P.A.R.=Paint as Required

NOVEMBER, 1989

**MANIFOLD, EXHAUST  
RAIDER  
3.0 L ENGINE**



# 1989 IMPORT PARTS CATALOG

Figure 9B-900  
Illus. Page 9B-19

## ENGINE, SIX CYLINDER

ITEM	PART NUMBER	QTY	BODY	MODEL	DESCRIPTION
MANIFOLD, EXHAUST RAIDER 3.0 L ENGINE					
1	MD067 956	6			BOLT, Flange (8x12)
2	MD141 464	1			PROTECTOR, Exhaust Manifold Heat Rt.
3	MD000 569	12			NUT, Exhaust Manifold to Cylinder (8)
4	MD134 677	1			MANIFOLD, Exhaust Rt.
5	MD041 192	7			WASHER, Plain (8)
6	MD014 195	2			STUD, (12x32)
7	MD134 703	1			GASKET, Exhaust Manifold Rt.
8	# MD104 624	1			GASKET, Exhaust Manifold Lt.
9	MD134 679	1			MANIFOLD, Exhaust Lt.
10	MD014 195	2			STUD, (12x32)
11	MD117 514	2			GASKET, Exhaust Manifold EGR Pipe
12	MD075 165	4			BOLT, Flange (8x20)
13	MD141 600	1			PIPE, EGR Valve
14	MD141 465	1			PROTECTOR, Exhaust Manifold Heat Lt.
15	MD136 142	1			HANGER, Engine

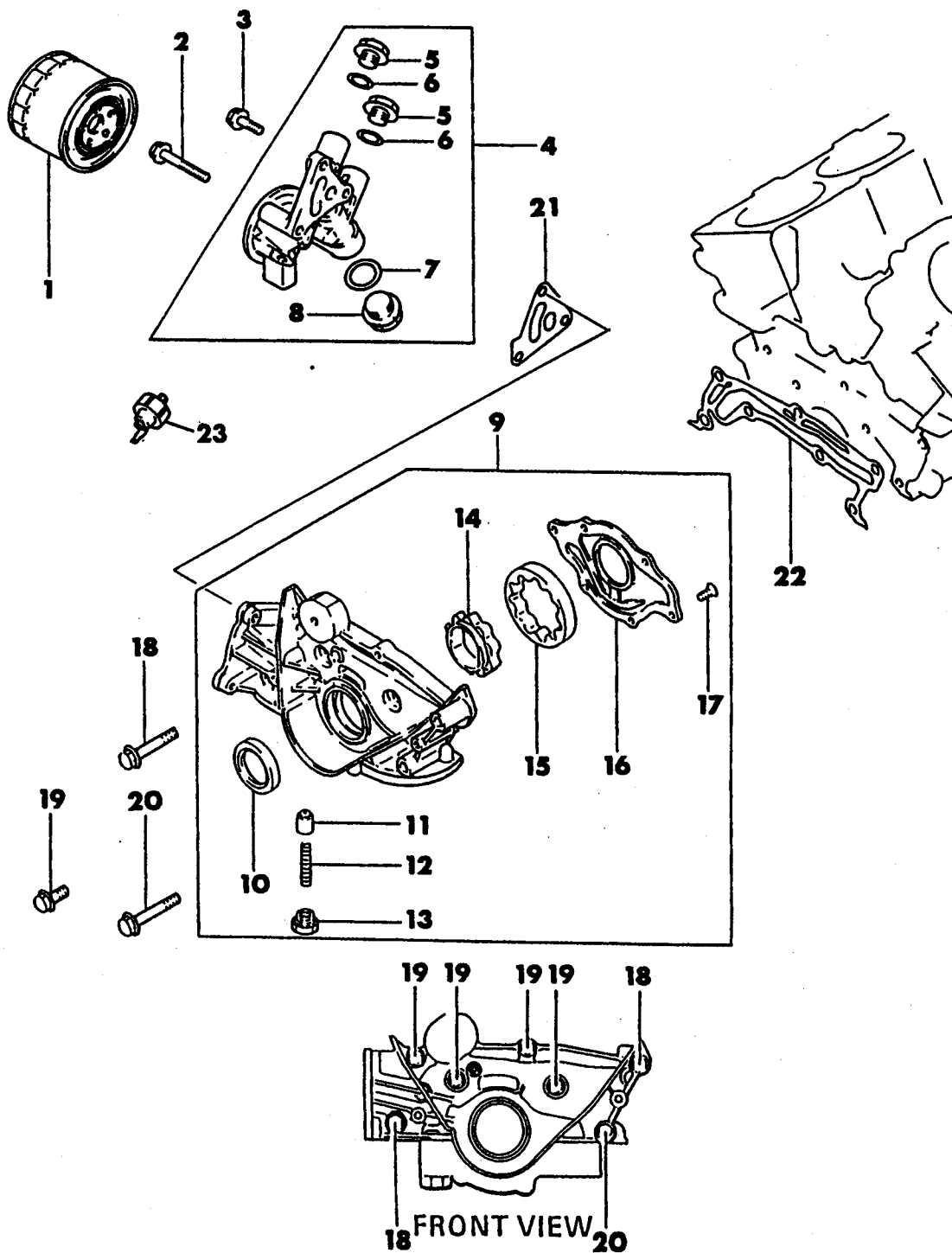
<b>ENGINE:</b>		P=1800 cc	A=2000 cc	<b>TRANS:</b>	A=Automatic
Blank=All		K=1600 cc (w/o Balance Shaft)	F=2600 cc (Car)	Blank=All	M=All Manual
Q=1500 cc		W=2600 cc (Truck)	V=3000 cc		8=4 x 2 Manual
<b>SERIES:</b>	H=High	<b>MODELS:</b>		24 RWD=2-Dr Hatchback (Conquest)	
L=Low	E=Economy	41 FWD=4-Dr Sedan (Colt LA=Colt 100/Eagle Vista)		24 FWD=2-Dr Hatchback (Colt LC/Colt 200)	
M=Medium	P=Premium	45 FWD-4WD=Sta.Wgn. (Colt LA)		41 FWD=4-Dr Sedan (Colt Summit LC/Colt 200)	
		H41 FWD=4-Dr Sedan (2000 GTX)		45 FWD-4WD=Sta.Wgn. (Vista)	
		27 RWD-4WD=Pickup(Ram 50,Pwr.Ram 50)		27 4WD=Sport Utility (Raider)	
		NOTE: Colt LA 24-41 models and H41 2000 GTX "are Canada only"			

AR=Use as Required # =New Part Number — =Non Illustrated Part P.A.R.=Paint as Required

NOVEMBER, 1989

9756 1000

OIL PUMP & OIL FILTER  
 RAIDER  
 3.0 L ENGINE



# 1989 IMPORT PARTS CATALOG

Figure 9B-1000  
Illus. Page 9B-21

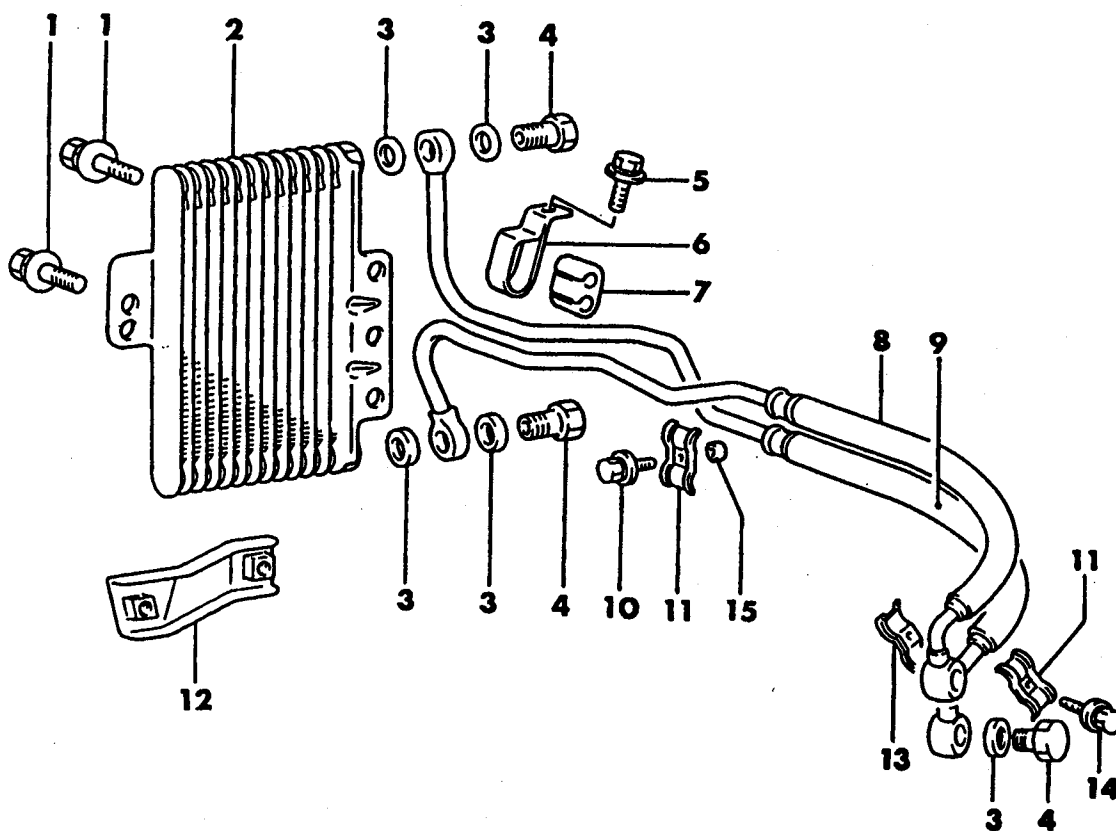
## ENGINE, SIX CYLINDER

ITEM	PART NUMBER	QTY	BODY	MODEL	DESCRIPTION
OIL PUMP & OIL FILTER RAIDER 3.0 L ENGINE					
1	MD031 805	1			OIL FILTER
2	MF140 236	2			BOLT, Flange (8x55) 7T
3	MS100 941	1			BOLT, Flange (8x25) 7T
4	MD124 957	1			BRACKET, Oil Filter w/Manual Trans.
	MD132 872	1			w/Auto. Trans.
5	MF665 005	2			PLUG, Engine Front Case
6	MF660 036	2			GASKET, (16)
7	MF660 040	1			GASKET, Cylinder Block (24)
8	MD131 160	1			PLUG, Engine Front Case
9	MD136 116	1			CASE PACKAGE, w/Rotor Oil Pump
10	#MD088 855	1			OIL SEAL, Crankshaft Front
11	MD001 402	1			PLUNGER, Relief
12	MD015 988	1			SPRING, Engine Oil Relief Plunger
13	MD001 404	1			PLUG, (18)
14	#MD088 853	1			ROTOR, Oil Pump Inner
15	#MD088 854	1			ROTOR, Oil Pump Outer
16	MD101 159	1			COVER, Oil Pump
17	MD122 694	6			SCREW, Engine Oil Pump Inner
18	#MF140 036	2			BOLT, Flange (8x55) 4T
19	#MF140 027	4			BOLT, Flange (8x25) 4T
20	#MF140 037	1			BOLT, Flange (8x60) 4T
21	MD101 970	1			GASKET, Oil Filter Bracket
22	MD101 160	1			GASKET, Oil Pump Case
23	MD001 482	1			SWITCH, Oil Pressure
	MD092 660	1			GAUGE UNIT, Oil Pressure

<b>ENGINE:</b>	P=1800 cc	A=2000 cc	<b>TRANS:</b>	A=Automatic
Blank=All	K=1600 cc (w/o Balance Shaft)	F=2600 cc (Car)	Blank=All	M=All Manual
Q=1500 cc	W=2600 cc (Truck)	V=3000 cc		8=4 x 2 Manual
<b>SERIES:</b>	H=High	<b>MODELS:</b>	24 FWD=2-Dr Hatchback (Colt LA=Colt 100/Eagle Vista)	24 RWD=2-Dr Hatchback (Conquest)
L=Low	E=Economy		41 FWD=4-Dr Sedan (Colt LA=Colt 100/Eagle Vista)	24 FWD=2-Dr Hatchback (Colt LC/Colt 200)
M=Medium	P=Premium		45 FWD-4WD=Sta.Wgn. (Colt LA)	41 FWD=4-Dr Sedan (Colt Summit LC/Colt 200)
			H41 FWD=4-Dr Sedan (2000 GTX)	45 FWD-4WD=Sta.Wgn. (Vista)
			27 RWD-4WD=Pickup(Ram 50,Pwr.Ram 50)	27 4WD=Sport Utility (Raider)
			NOTE: Colt LA 24-41 models and H41 2000 GTX "are Canada only"	

9756 1100

ENGINE OIL COOLER  
RAIDER  
3.0 L ENGINE





# 1989 IMPORT PARTS CATALOG

Figure 9B-1100  
Illus. Page 9B-23

## ENGINE, SIX CYLINDER

ITEM	PART NUMBER	QTY	BODY	MODEL	DESCRIPTION
ENGINE OIL COOLER RAIDER 3.0 L ENGINE					
1	MS240 909	4			BOLT and WASHER, (8x16) 4T
2	MB033 476	1			COOLER, Oil Engine
3	MB033 054	8			GASKET, (16)
4	MB033 025	4			EYEBOLT, (16x33)
5	# MF243 649	1			BOLT and WASHER, (8x16) 4T
6	MB351 505	1			CLAMP, Engine Oil Cooler Tube
7	MB351 089	1			CLIP, Tube
8	MB033 700	1			HOSE, Engine Oil Cooler Feed
9	MB033 701	1			HOSE, Engine Oil Cooler Return
10	MF243 626	1			BOLT and WASHER, (6x20) 4T
11	MB033 042	2			CLAMP
12	MB033 586	1			STAY, Engine Oil Cooler
13	MB033 043	1			CLAMP
14	MF243 623	1			BOLT, (6x14)
15	MB033 588	1			SPACER, Engine Oil Cooler Line

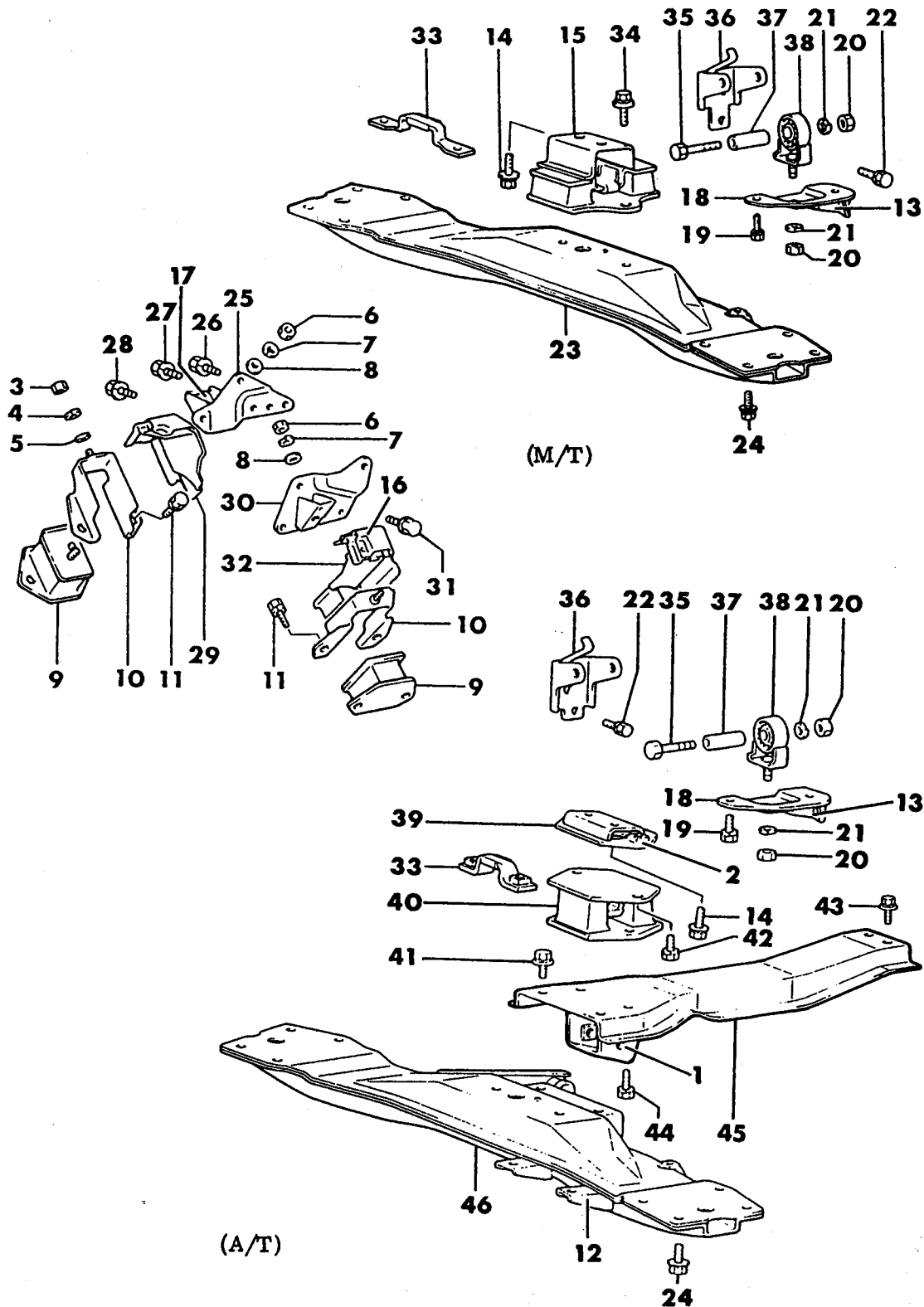
<b>ENGINE:</b>		P=1800 cc	A=2000 cc	<b>TRANS:</b>		A=Automatic
Blank=All		K=1600 cc (w/o Balance Shaft)	F=2600 cc (Car)	Blank=All		M=All Manual
Q=1500 cc		W=2600 cc (Truck)	V=3000 cc			8=4 x 2 Manual
<b>SERIES:</b>		H=High	<b>MODELS:</b>		24 FWD=2-Dr Hatchback (Colt LA=Colt 100/Eagle Vista)	24 RWD=2-Dr Hatchback (Conquest)
L=Low		E=Economy	41 FWD=4-Dr Sedan (Colt LA=Colt 100/Eagle Vista)			24 FWD=2-Dr Hatchback (Colt LC/Colt 200)
M=Medium		P=Premium	45 FWD=4WD=Sta.Wgn. (Colt LA)			41 FWD=4-Dr Sedan (Colt Summit LC/Colt 200)
			H41 FWD=4-Dr Sedan (2000 GTX)			45 FWD=4WD=Sta.Wgn. (Vista)
			27 RWD=4WD=Pickup(Ram 50,Pwr.Ram 50)			27 4WD=Sport Utility (Raider)
NOTE: Colt LA 24-41 models and H41 2000 GTX "are Canada only"						

AR=Use as Required # =New Part Number --=Non Illustrated Part P.A.R.=Paint as Required

NOVEMBER, 1989

9756 1200

ENGINE MOUNTING  
 RAIDER  
 3.0 L ENGINE



## ENGINE, SIX CYLINDER

ITEM	PART NUMBER	QTY	BODY	MODEL	DESCRIPTION
ENGINE MOUNTING RAIDER 3.0 L ENGINE					
1		1			(Serviced in Item 45)
2		1			(Serviced in Item 39)
3	MF430 005	2			NUT, (8)
4	MF450 405	2			WASHER, Spring (8)
5	MF450 005	2			WASHER, Plain (8)
6	MF430 002	2			NUT, (10) 4T
7	MF450 406	2			WASHER, Spring (10)
8	MF450 006	2			WASHER, Plain (10)
9	MB436 331	2			CUSHION, Crossmember Engine Mounting Lt.
10	MB260 751	2			STOPPER, Engine Front Mount Cushion Rt.
11	MF241 282	4			BOLT and WASHER, (10x25)
12		1			(Serviced in Item 46)
13		1			(Serviced in Item 18)
14	MF244 880	1			BOLT and WASHER, (10x25) w/Auto. Trans.
	MF244 881	1			(10x30) w/Manual Trans.
15	MB581 455	1			CUSHION, Manual Trans. Mounting Rear
16		1			(Serviced in Item 32)
17		1			(Serviced in Item 17)
18	MB436 481	1			PLATE, Transfer Mount Cushion Support
19	MB151 354	2			BOLT and WASHER, (10x25)
20	MF430 002	2			NUT, (10) 4T
21	MF450 406	2			WASHER, Spring (10)
22	MF240 078	2			BOLT and WASHER, (10x16)
23	MB118 868	1			CROSSMEMBER, Transfer Mounting w/Manual Trans.
24	MF244 905	8			BOLT and WASHER, (12x25)
25	MD134 563	1			BRACKET, Cylinder Block Engine Mount Rt.
26	MF301 365	1			BOLT, Engine Mount (12x22)
27	MF301 369	1			BOLT, Engine Mounting (12x32)
28	MF301 342	1			BOLT, Engine Mounting (10x22)
29	MB581 240	1			PROTECTOR, Engine Front Mount Heat Rt.
30	MD138 822	1			BRACKET, Cylinder Block Engine Mount Lt.
31	MS240 945	3			BOLT, Engine Mounting (8x20)
32	MB581 103	1			PROTECTOR, Engine Front Mount Heat Lt.
33	#MB309 652	1			PLATE, Engine Rear Cushion Stopper w/Auto. Trans.
	MB581 502	1			w/Manual Trans.
34	MF241 282	2			BOLT and WASHER, (10x25) w/Manual Trans.
35	#MF140 271	1			BOLT, (10x70) 7T
36	MB485 814	1			BRACKET, Transfer Mounting w/Manual Trans.
	MB485 648	1			Lt. w/Auto. Trans.
37	MB260 740	1			SPACER, (13.8x48)
38	MB260 676	1			CUSHION, Trans. Mounting
39	MB581 138	1			BRACKET, Auto. Trans. Mounting
40	MB581 620	1			CUSHION, Engine Rear Mounting w/Auto. Trans.
41	MF244 878	2			BOLT and WASHER, (10x20) w/Auto. Trans.
42	MF241 280	2			BOLT and WASHER, (10x20)
43	MF244 851	2			BOLT and WASHER, (8x20) 7T
44	#MF241 284	2			BOLT and WASHER, (10x30)
45	#MB304 694	1			MEMBER, Engine Rear Support w/Auto. Trans.
46	MB485 661	1			CROSSMEMBER, Transfer Mounting w/Auto. Trans.

ENGINE: P=1800 cc  
Blank=All K=1600 cc (w/o Balance Shaft)  
Q=1500 cc W=2600 cc (Truck)

A=2000 cc  
F=2600 cc (Car)  
V=3000 cc

TRANS:  
Blank=All

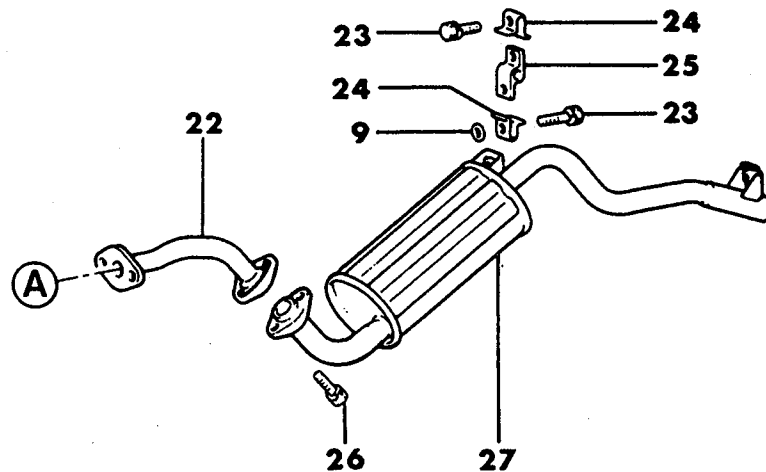
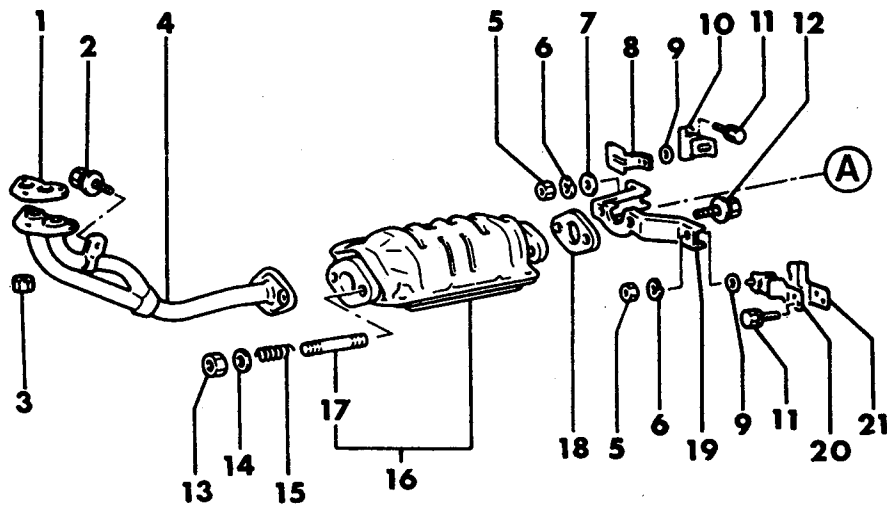
A=Automatic  
M=All Manual  
8=4 x 2 Manual

SERIES: H=High E=Economy M=Medium P=Premium  
MODELS: 24 FWD=2-Dr Hatchback (Colt LA=Colt 100/Eagle Vista)  
41 FWD=4-Dr Sedan (Colt LA=Colt 100/Eagle Vista)  
45 FWD-4WD=Sta.Wgn. (Colt LA)  
H41 FWD=4-Dr Sedan (2000 GTX)  
27 RWD-4WD=Pickup(Ram 50,Pwr.Ram 50)  
NOTE: Colt LA 24-41 models and H41 2000 GTX "are Canada only"

24 RWD=2-Dr Hatchback (Conquest)  
24 FWD=2-Dr Hatchback (Colt LC/Colt 200)  
41 FWD=4-Dr Sedan (Colt Summit LC/Colt 200)  
45 FWD-4WD=Sta.Wgn. (Vista)  
27 4WD=Sport Utility (Raider)

9711 1300

EXHAUST SYSTEM  
W ENGINE  
27 4WD - RAIDER



# 1989 IMPORT PARTS CATALOG

Figure 11-1300  
Illus. Page 11-27

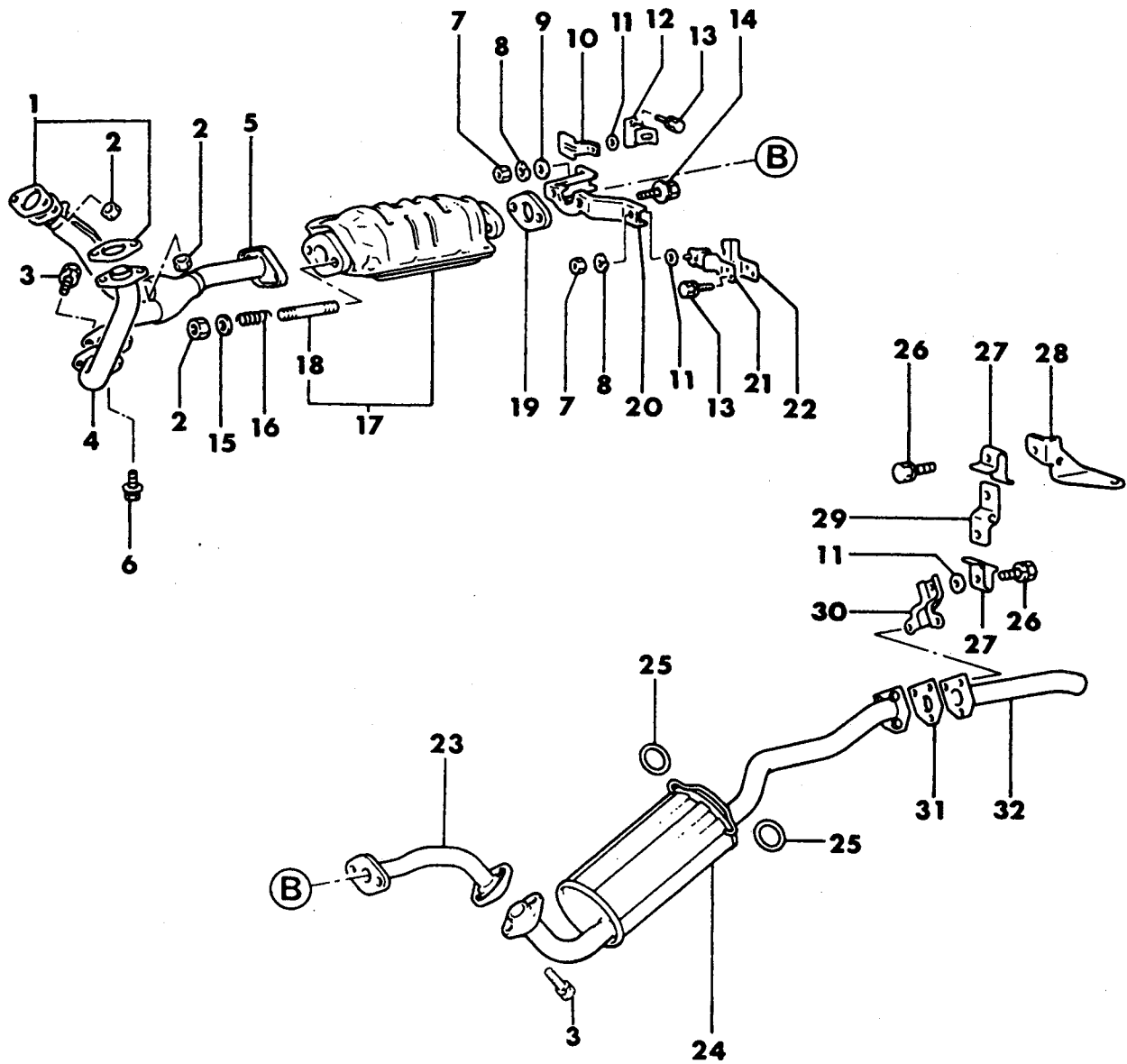
## EXHAUST

ITEM	PART NUMBER	QTY	BODY	MODEL	DESCRIPTION
EXHAUST SYSTEM W ENGINE 27 4WD - RAIDER					
1	MB548 978	1			GASKET, Front Exhaust Pipe
2	MF244 881	1			BOLT and WASHER (10x30)
3	#MB059 333	3			NUT (10)
4	MB577 052	1			PIPE, Exhaust - Front
5	MF430 005	2			NUT (8)
6	MF450 405	1			WASHER, Spring (8)
7	MF450 005	1			WASHER, Plain (8)
8	MB577 074	1			PROTECTOR
9	MB179 166	4			SEAT, Exhaust Muffler Hanger
10	#MB313 477	1			SUSPENDER, Exhaust Muffler
11	#MF140 022	4			BOLT and WASHER (8x16)
12	MF241 309	2			BOLT and WASHER (12x30)
13	MB059 359	2			NUT (12)
14	MB577 050	2			WASHER, Plain (12)
15	MB179 443	2			SPRING
16	#MD096 608	1			CONVERTER ASSEMBLY, Catalytic
17	MD041 174	2			STUD (12x86)
18	MB514 708	1			GASKET, Exhaust Pipe
19	MB577 075	1			BRACKET, Exhaust Muffler Hanger
20	#MB252 113	1			SUSPENDER, Exhaust Muffler
21	MB577 073	1			PROTECTOR
22	MB577 056	1			PIPE, Exhaust - Center
23	MF241 255	4			BOLT and WASHER (8x25)
24	MB577 072	4			WASHER, Exhaust Muffler Hanger
25	MB149 083	2			HANGER, Exhaust Muffler
26	#MF241 284	2			BOLT and WASHER (10x30)
27	MB577 058	1			MUFFLER ASSEMBLY, Main

<b>ENGINE:</b>	P=1800 cc	A=2000 cc	<b>TRANS:</b>	A=Automatic
Blank=All	K=1600 cc (w/o Balance Shaft)	F=2600 cc (Car)	Blank=All	M=All Manual
Q=1500 cc	W=2600 cc (Truck)	V=3000 cc		8=4 x 2 Manual
<b>SERIES:</b>	H=High	<b>MODELS:</b>	24 FWD=2-Dr Hatchback (Colt LA=Colt 100/Eagle Vista)	
L=Low	E=Economy		41 FWD=4-Dr Sedan (Colt LA=Colt 100/Eagle Vista)	
M=Medium	P=Premium		45 FWD=4-Dr Sedan (Colt Summit LC/Colt 200)	
			41 FWD=4-Dr Sedan (Colt LA)	
			45 FWD=4-Dr Sedan (Colt Summit LC/Colt 200)	
			H41 FWD=4-Dr Sedan (2000 GTX)	
			45 FWD=4-Dr Sedan (Colt Summit LC/Colt 200)	
			27 RWD=4-Dr Sedan (Colt Summit LC/Colt 200)	
			45 FWD=4-Dr Sedan (Colt Summit LC/Colt 200)	
			27 RWD=4-Dr Sedan (Colt Summit LC/Colt 200)	
			45 FWD=4-Dr Sedan (Colt Summit LC/Colt 200)	
			27 RWD=4-Dr Sedan (Colt Summit LC/Colt 200)	
			45 FWD=4-Dr Sedan (Colt Summit LC/Colt 200)	
			27 RWD=4-Dr Sedan (Colt Summit LC/Colt 200)	
			45 FWD=4-Dr Sedan (Colt Summit LC/Colt 200)	
			27 RWD=4-Dr Sedan (Colt Summit LC/Colt 200)	
			45 FWD=4-Dr Sedan (Colt Summit LC/Colt 200)	
			27 RWD=4-Dr Sedan (Colt Summit LC/Colt 200)	
			45 FWD=4-Dr Sedan (Colt Summit LC/Colt 200)	
			27 RWD=4-Dr Sedan (Colt Summit LC/Colt 200)	
			45 FWD=4-Dr Sedan (Colt Summit LC/Colt 200)	
			27 RWD=4-Dr Sedan (Colt Summit LC/Colt 200)	
			45 FWD=4-Dr Sedan (Colt Summit LC/Colt 200)	
			27 RWD=4-Dr Sedan (Colt Summit LC/Colt 200)	
			45 FWD=4-Dr Sedan (Colt Summit LC/Colt 200)	
			27 RWD=4-Dr Sedan (Colt Summit LC/Colt 200)	
			45 FWD=4-Dr Sedan (Colt Summit LC/Colt 200)	
			27 RWD=4-Dr Sedan (Colt Summit LC/Colt 200)	
			45 FWD=4-Dr Sedan (Colt Summit LC/Colt 200)	
			27 RWD=4-Dr Sedan (Colt Summit LC/Colt 200)	
			45 FWD=4-Dr Sedan (Colt Summit LC/Colt 200)	
			27 RWD=4-Dr Sedan (Colt Summit LC/Colt 200)	
			45 FWD=4-Dr Sedan (Colt Summit LC/Colt 200)	
			27 RWD=4-Dr Sedan (Colt Summit LC/Colt 200)	
			45 FWD=4-Dr Sedan (Colt Summit LC/Colt 200)	
			27 RWD=4-Dr Sedan (Colt Summit LC/Colt 200)	
			45 FWD=4-Dr Sedan (Colt Summit LC/Colt 200)	
			27 RWD=4-Dr Sedan (Colt Summit LC/Colt 200)	
			45 FWD=4-Dr Sedan (Colt Summit LC/Colt 200)	
			27 RWD=4-Dr Sedan (Colt Summit LC/Colt 200)	
			45 FWD=4-Dr Sedan (Colt Summit LC/Colt 200)	
			27 RWD=4-Dr Sedan (Colt Summit LC/Colt 200)	
			45 FWD=4-Dr Sedan (Colt Summit LC/Colt 200)	
			27 RWD=4-Dr Sedan (Colt Summit LC/Colt 200)	
			45 FWD=4-Dr Sedan (Colt Summit LC/Colt 200)	
			27 RWD=4-Dr Sedan (Colt Summit LC/Colt 200)	
			45 FWD=4-Dr Sedan (Colt Summit LC/Colt 200)	
			27 RWD=4-Dr Sedan (Colt Summit LC/Colt 200)	
			45 FWD=4-Dr Sedan (Colt Summit LC/Colt 200)	
			27 RWD=4-Dr Sedan (Colt Summit LC/Colt 200)	
			45 FWD=4-Dr Sedan (Colt Summit LC/Colt 200)	
			27 RWD=4-Dr Sedan (Colt Summit LC/Colt 200)	
			45 FWD=4-Dr Sedan (Colt Summit LC/Colt 200)	
			27 RWD=4-Dr Sedan (Colt Summit LC/Colt 200)	
			45 FWD=4-Dr Sedan (Colt Summit LC/Colt 200)	
			27 RWD=4-Dr Sedan (Colt Summit LC/Colt 200)	
			45 FWD=4-Dr Sedan (Colt Summit LC/Colt 200)	
			27 RWD=4-Dr Sedan (Colt Summit LC/Colt 200)	
			45 FWD=4-Dr Sedan (Colt Summit LC/Colt 200)	
			27 RWD=4-Dr Sedan (Colt Summit LC/Colt 200)	
			45 FWD=4-Dr Sedan (Colt Summit LC/Colt 200)	
			27 RWD=4-Dr Sedan (Colt Summit LC/Colt 200)	
			45 FWD=4-Dr Sedan (Colt Summit LC/Colt 200)	
			27 RWD=4-Dr Sedan (Colt Summit LC/Colt 200)	
			45 FWD=4-Dr Sedan (Colt Summit LC/Colt 200)	
			27 RWD=4-Dr Sedan (Colt Summit LC/Colt 200)	
			45 FWD=4-Dr Sedan (Colt Summit LC/Colt 200)	
			27 RWD=4-Dr Sedan (Colt Summit LC/Colt 200)	
			45 FWD=4-Dr Sedan (Colt Summit LC/Colt 200)	
			27 RWD=4-Dr Sedan (Colt Summit LC/Colt 200)	
			45 FWD=4-Dr Sedan (Colt Summit LC/Colt 200)	
			27 RWD=4-Dr Sedan (Colt Summit LC/Colt 200)	
			45 FWD=4-Dr Sedan (Colt Summit LC/Colt 200)	
			27 RWD=4-Dr Sedan (Colt Summit LC/Colt 200)	
			45 FWD=4-Dr Sedan (Colt Summit LC/Colt 200)	
			27 RWD=4-Dr Sedan (Colt Summit LC/Colt 200)	
			45 FWD=4-Dr Sedan (Colt Summit LC/Colt 200)	
			27 RWD=4-Dr Sedan (Colt Summit LC/Colt 200)	
			45 FWD=4-Dr Sedan (Colt Summit LC/Colt 200)	
			27 RWD=4-Dr Sedan (Colt Summit LC/Colt 200)	
			45 FWD=4-Dr Sedan (Colt Summit LC/Colt 200)	
			27 RWD=4-Dr Sedan (Colt Summit LC/Colt 200)	
			45 FWD=4-Dr Sedan (Colt Summit LC/Colt 200)	
			27 RWD=4-Dr Sedan (Colt Summit LC/Colt 200)	
			45 FWD=4-Dr Sedan (Colt Summit LC/Colt 200)	
			27 RWD=4-Dr Sedan (Colt Summit LC/Colt 200)	
			45 FWD=4-Dr Sedan (Colt Summit LC/Colt 200)	
			27 RWD=4-Dr Sedan (Colt Summit LC/Colt 200)	
			45 FWD=4-Dr Sedan (Colt Summit LC/Colt 200)	
			27 RWD=4-Dr Sedan (Colt Summit LC/Colt 200)	
			45 FWD=4-Dr Sedan (Colt Summit LC/Colt 200)	
			27 RWD=4-Dr Sedan (Colt Summit LC/Colt 200)	
			45 FWD=4-Dr Sedan (Colt Summit LC/Colt 200)	
			27 RWD=4-Dr Sedan (Colt Summit LC/Colt 200)	
			45 FWD=4-Dr Sedan (Colt Summit LC/Colt 200)	
			27 RWD=4-Dr Sedan (Colt Summit LC/Colt 200)	
			45 FWD=4-Dr Sedan (Colt Summit LC/Colt 200)	
			27 RWD=4-Dr Sedan (Colt Summit LC/Colt 200)	
			45 FWD=4-Dr Sedan (Colt Summit LC/Colt 200)	
			27 RWD=4-Dr Sedan (Colt Summit LC/Colt 200)	
			45 FWD=4-Dr Sedan (Colt Summit LC/Colt 200)	
			27 RWD=4-Dr Sedan (Colt Summit LC/Colt 200)	
			45 FWD=4-Dr Sedan (Colt Summit LC/Colt 200)	
			27 RWD=4-Dr Sedan (Colt Summit LC/Colt 200)	
			45 FWD=4-Dr Sedan (Colt Summit LC/Colt 200)	
			27 RWD=4-Dr Sedan (Colt Summit LC/Colt 200)	
			45 FWD=4-Dr Sedan (Colt Summit LC/Colt 200)	
			27 RWD=4-Dr Sedan (Colt Summit LC/Colt 200)	
			45 FWD=4-Dr Sedan (Colt Summit LC/Colt 200)	
			27 RWD=4-Dr Sedan (Colt Summit LC/Colt 200)	
			45 FWD=4-Dr Sedan (Colt Summit LC/Colt 200)	
			27 RWD=4-Dr Sedan (Colt Summit LC/Colt 200)	
			45 FWD=4-Dr Sedan (Colt Summit LC/Colt 200)	
			27 RWD=4-Dr Sedan (Colt Summit LC/Colt 200)	
			45 FWD=4-Dr Sedan (Colt Summit LC/Colt 200)	
			27 RWD=4-Dr Sedan (Colt Summit LC/Colt 200)	
			45 FWD=4-Dr Sedan (Colt Summit LC/Colt 200)	
			27 RWD=4-Dr Sedan (Colt Summit LC/Colt 200)	
			45 FWD=4-Dr Sedan (Colt Summit LC/Colt 200)	
			27 RWD=4-Dr Sedan (Colt Summit LC/Colt 200)	
			45 FWD=4-Dr Sedan (Colt Summit LC/Colt 200)	
			27 RWD=4-Dr Sedan (Colt Summit LC/Colt 200)	
			45 FWD=4-Dr Sedan (Colt Summit LC/Colt 200)	
			27 RWD=4-Dr Sedan (Colt Summit LC/Colt 200)	
			45 FWD=4-Dr Sedan (Colt Summit LC/Colt 200)	
			27 RWD=4-Dr Sedan (Colt Summit LC/Colt 200)	
			45 FWD=4-Dr Sedan (Colt Summit LC/Colt	

9711 1400

EXHAUST SYSTEM  
V ENGINE  
27 4WD - RAIDER



# 1989 IMPORT PARTS CATALOG

Figure 11-1400  
Illus. Page 11-29

## EXHAUST

ITEM	PART NUMBER	QTY	BODY	MODEL	DESCRIPTION
EXHAUST SYSTEM					
V ENGINE					
27 4WD - RAIDER					
1	MB548 846	2			GASKET, Exhaust Pipe
2	MB059 359	6			NUT
3	MF241 284	7			BOLT and WASHER (10x30)
4	MB577 491	1			PIPE, Exhaust - Front - Lt.
5	MB577 495	1			PIPE, Exhaust - Front - Rt.
	MB179 401	1			O-RING (not shown)
6	MF244 881	1			BOLT and WASHER (10x30)
7	MF430 005	2			NUT (8)
8	MF450 405	2			WASHER, Spring (8)
9	MF450 005	1			WASHER, Plain (8)
10	MB577 074	1			PROTECTOR, Exhaust Pipe Suspender
11	MB179 166	4			SEAT, Exhaust Muffler Hanger
12	MB313 477	1			SUSPENDER, Exhaust Muffler
13	MF140 022	4			BOLT and WASHER (8x16 4T)
14	MF241 309	2			BOLT and WASHER (12x30)
15	MB577 050	2			WASHER, Exhaust Pipe
16	MB179 443	2			SPRING
17	MD136 767	1			CONVERTER, Catalytic - Under
18	MD041 174	2			STUD (12x86)
19	MB514 708	1			GASKET, Exhaust Pipe
20	MB577 075	1			BRACKET, Catalytic Converter Hanger
21	MB252 113	1			SUSPENDER, Exhaust Hanger
22	MB577 073	1			PROTECTOR, Exhaust Pipe Suspender
23	MB577 056	1			PIPE, Exhaust - Center
24	MB577 832	1			MUFFLER, Main
25	MB009 776	2			O-RING
26	MF241 255	4			BOLT and WASHER (8x25 4T)
27	MB577 072	4			WASHER, Exhaust Pipe
28	MB577 823	1			BRACKET, Exhaust Muffler Hanger
29	MB612 210	1			HANGER, Exhaust Muffler
30	MB577 818	1			BRACKET, Exhaust Muffler Hanger
31	MB548 651	1			GASKET, Exhaust Pipe
32	MB612 220	1			PIPE, Tail

<b>ENGINE:</b>		<b>TRANS:</b>	
Blank=All	P=1800 cc	Blank=All	A=Automatic
Q=1500 cc	K=1600 cc (w/o Balance Shaft)		M=All Manual
	W=2600 cc (Truck)		8=4 x 2 Manual
<b>SERIES:</b>		<b>MODELS:</b>	
H=High		24 FWD=2-Dr Hatchback (Colt LA=Colt 100/Eagle Vista)	24 RWD=2-Dr Hatchback (Conquest)
L=Low	E=Economy	41 FWD=4-Dr Sedan (Colt LA=Colt 100/Eagle Vista)	24 FWD=2-Dr Hatchback (Colt LC/Colt 200)
M=Medium	P=Premium	45 FWD=4WD=Sta.Wgn. (Colt LA)	41 FWD=4-Dr Sedan (Colt Summit LC/Colt 200)
		H41 FWD=4-Dr Sedan (2000 GTX)	45 FWD=4WD=Sta.Wgn. (Vista)
		27 RWD=4WD=Pickup(Ram 50,Pwr.Ram 50)	27 4WD=Sport Utility (Raider)
NOTE: Colt LA 24-41 models and H41 2000 GTX *are Canada only"			

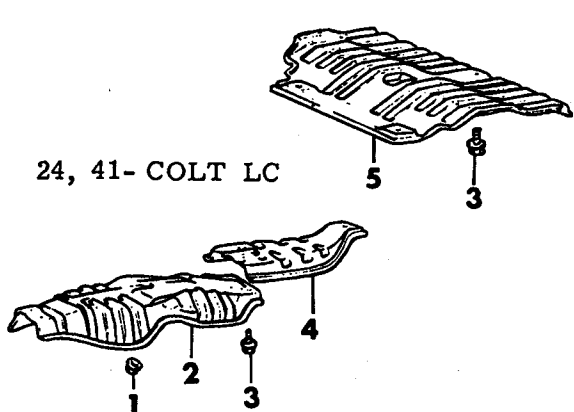
AR=Use as Required # =New Part Number --Non Illustrated Part P.A.R.=Paint as Required

NOVEMBER, 1989

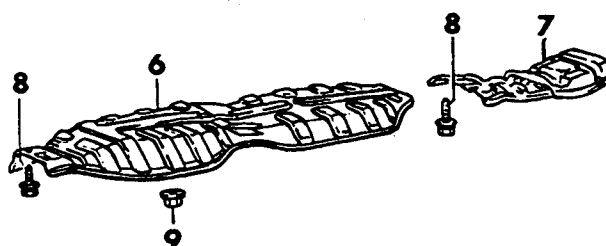
9711 1600

HEAT SHIELDS - EXHAUST

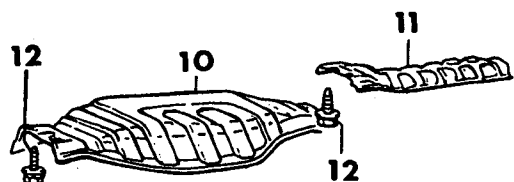
24, 41- COLT LC



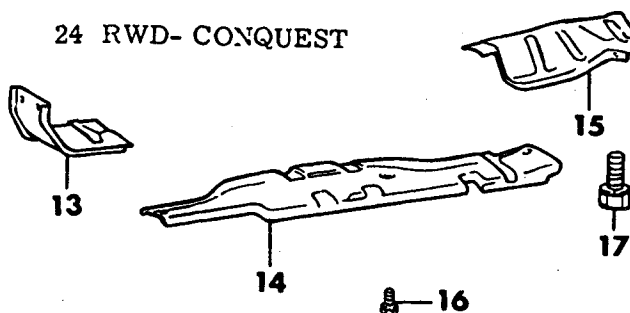
24, 41, 45 FWD- COLT LA



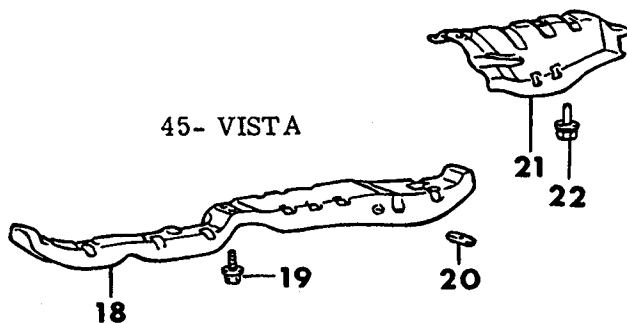
45 4WD- COLT LA



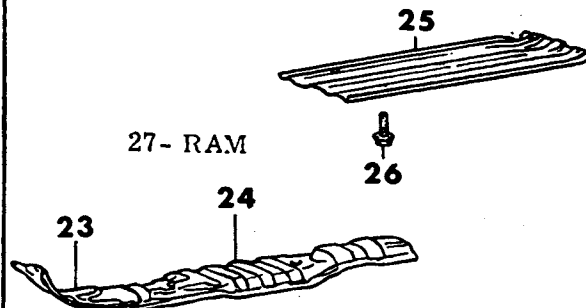
24 RWD- CONQUEST



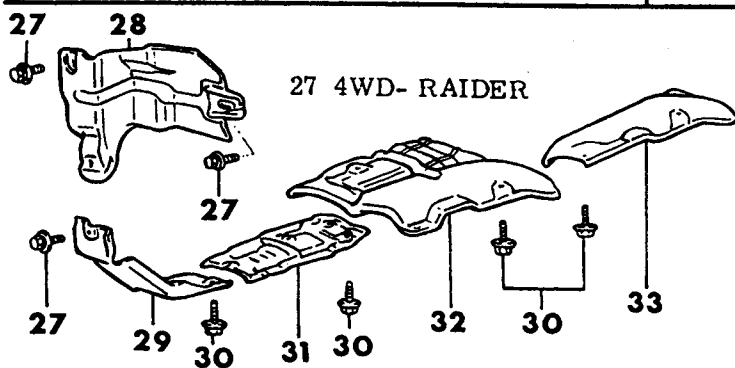
45- VISTA



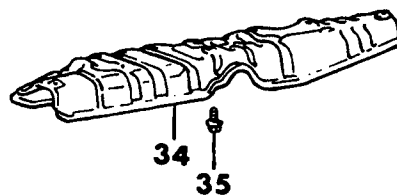
27- RAM



27 4WD- RAIDER



41 FWD- GALANT





# 1989 IMPORT PARTS CATALOG

Figure 11-1600  
Illus. Page 11-35

## EXHAUST

ITEM	PART NUMBER	QTY	BODY	MODEL	DESCRIPTION
HEAT SHIELDS - EXHAUST					
1	MS440 502	1			NUT and WASHER (6)
2	MB552 050	1			PROTECTOR, Front Floor Heat
3					BOLT and WASHER (6x16 4T)
	MS240 121	9			up to July 1988
	MS240 141	3			after Aug. 1988
4	MB552 070	1		24	PROTECTOR, Under Floor Heat - Rear
	MB552 071	1		41	
5	MB552 072	1			PROTECTOR, Under Floor Kick Up Heat
6	MB552 050	1			PANEL, Heat Protector
7	MB481 331	1			PANEL, Heat Protector
8	MS240 121	7			BOLT and WASHER (6x16)
9	MS440 502	1			NUT and WASHER (6)
10	MB481 043	1			PROTECTOR, Catalytic Converter
11	MB481 044	1			PROTECTOR, Exhaust Center Pipe Heat
12	MS240 121	7			BOLT and WASHER (6x16 4T)
13	MB159 278	1			PROTECTOR, Heat - Dash Panel
14	MB168 664	1			PROTECTOR, Heat - Front Floor
15	MB168 666	1			PANEL, Heat Protector - Rear Floor
16	MF243 623	6			BOLT and WASHER (6x14)
17	MF243 650	1			BOLT and WASHER (8x18)
18	MB406 922	1			PANEL, Heat Protector - Front Floor
19	MS240 141	5			BOLT and WASHER (6x16)
20	MB287 845	1			REINFORCEMENT, Heat Protector - Front Floor
21	MB287 702	1			PROTECTOR, Heat - Rear Floor
22	MF243 648	1			BOLT and WASHER (8x14)
23	MB156 725	1			PROTECTOR, Heat
24	MB437 507	1			PANEL, Heat Protector - Front Floor
25					PROTECTOR, Heat - Rear Body Floor
	MB437 508	1			w/105" W.B.
	MB437 509	1			W Eng. w/116" W.B.
26	MF140 003	13			BOLT, Flange (6x12)
27	MF243 648	3			BOLT and WASHER (8x14)
28	MB274 645	1			PANEL ASSEMBLY, Heat Protector Dash - Upper W Eng.
29					PANEL, Heat Protector
	MB274 532	1			W Eng.
	MB275 940	1			V Eng.
30	MF140 003	1			BOLT, Flange (6x12)
31					PANEL, Heat Protector
	MB274 759	1			W Eng. up to June 1988
	MB591 316	1			after July 1988
	MB591 316	1			V Eng.
32	MB591 397	1			PANEL, Heat Protector
33					PANEL, Heat Protector
	MB156 727	1			W Eng.
	MB275 941	1			V Eng.
34	MB545 267	1			PROTECTOR, Under Front Floor Heat
35	MS100 223	6			BOLT, Flange (6x10 4T)

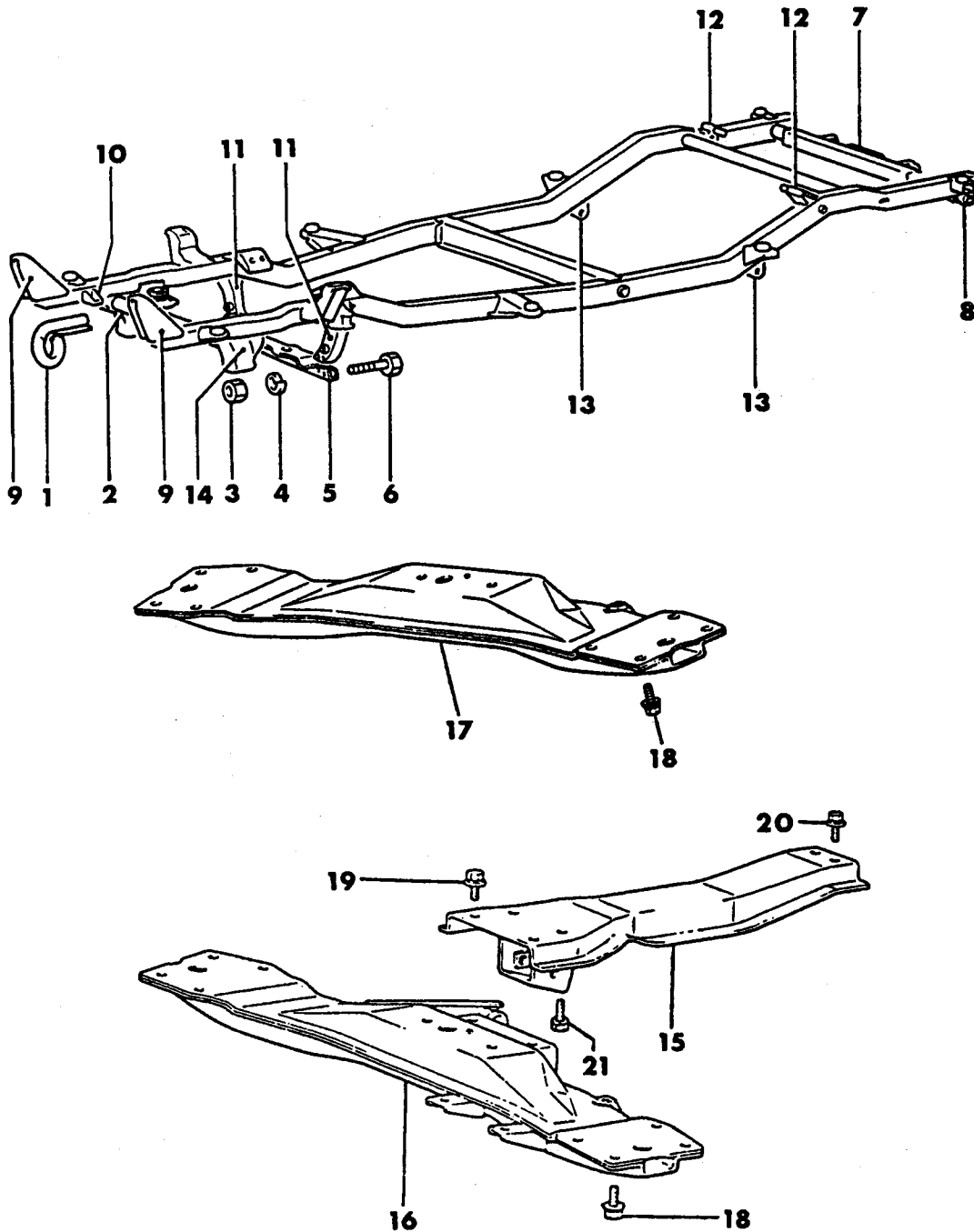
<b>ENGINE:</b>	P=1800 cc	A=2000 cc	<b>TRANS:</b>	A=Automatic
Blank=All	K=1600 cc (w/o Balance Shaft)	F=2600 cc (Car)	Blank=All	M=All Manual
Q=1500 cc	W=2600 cc (Truck)	V=3000 cc		8=4 x 2 Manual
<b>SERIES:</b>	H=High	<b>MODELS:</b>	24 FWD=2-Dr Hatchback (Colt LA=Colt 100/Eagle Vista)	
L=Low	E=Economy		41 FWD=4-Dr Sedan (Colt LA=Colt 100/Eagle Vista)	
M=Medium	P=Premium		45 FWD-4WD=Sta.Wgn. (Colt LA)	
			H41 FWD=4-Dr Sedan (2000 GTX)	
			27 RWD-4WD=Pickup(Ram 50,Pwr.Ram 50)	
			NOTE: Colt LA 24-41 models and H41 2000 GTX "are Canada only"	
			24 RWD=2-Dr Hatchback (Conquest)	
			24 FWD=2-Dr Hatchback (Colt LC/Colt 200)	
			41 FWD=4-Dr Sedan (Colt Summit LC/Colt 200)	
			45 FWD-4WD=Sta.Wgn. (Vista)	
			27 4WD=Sport Utility (Raider)	

AR=Use as Required # =New Part Number --=Non Illustrated Part P.A.R.=Paint as Required

NOVEMBER, 1989

FRAME  
27 4WD - RAIDER

9713 600



# 1989 IMPORT PARTS CATALOG

Figure 13-600  
Illus. Page 13-15

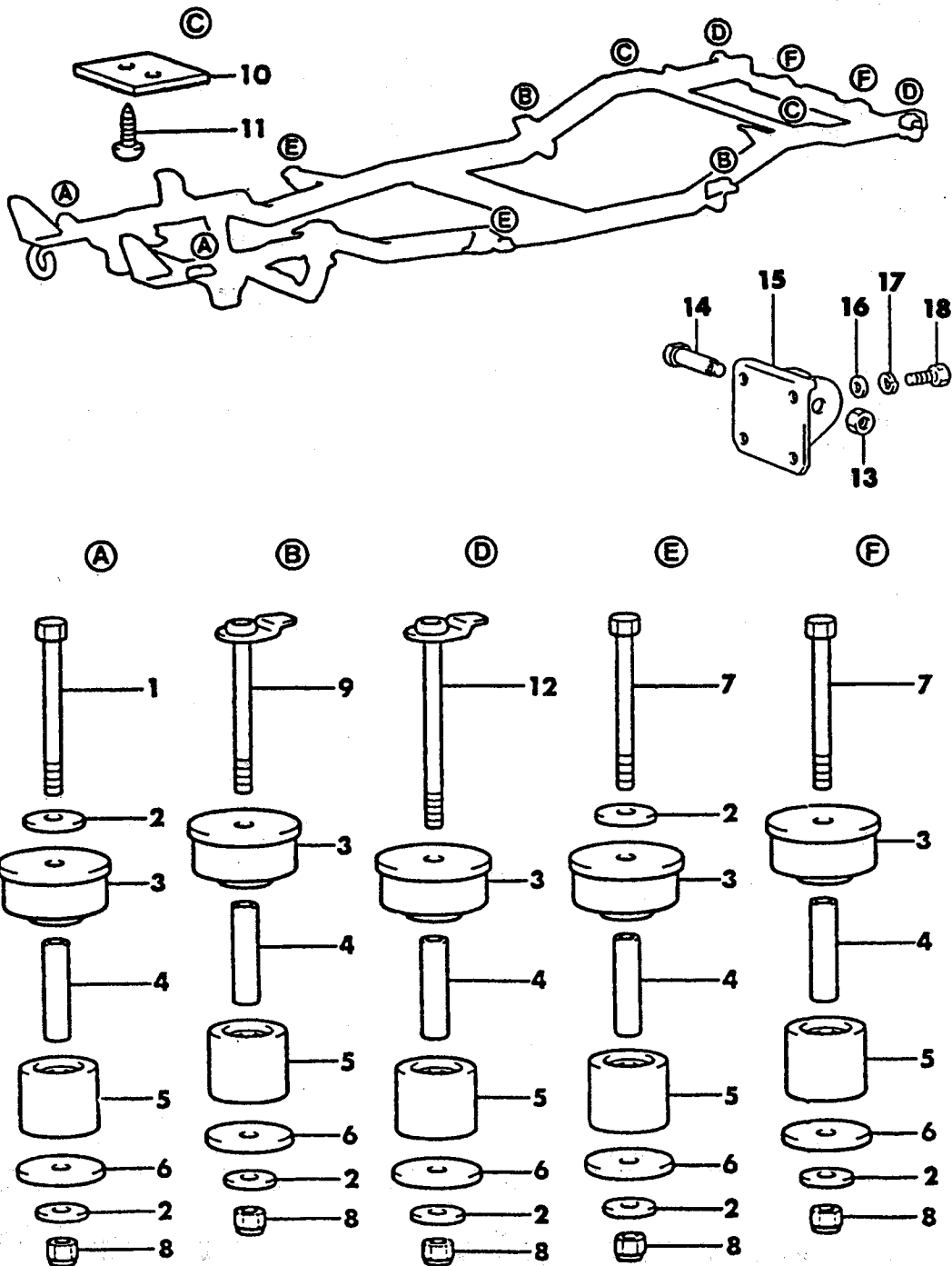
## FRAME & BUMPERS

ITEM	PART NUMBER	QTY	BODY	MODEL	DESCRIPTION
FRAME					
27 4WD - RAIDER					
1	MB312 082	1			HOOK, Towing
2	MB312 037	1			CROSSMEMBER, No. 1
3	MF431 982	4			NUT (12)
4	MS450 044	4			WASHER, Spring (12)
5	MB304 170	1			CROSSMEMBER, Front Suspension
6	MB232 387	4			BOLT (12 X 80)
7	MB312 116	1			CROSSMEMBER, No. 6
8	MB312 039	2			BRACKET, Shackle
9	MB408 761	2			BRACKET, Front Bumper
10	MB408 973	2			BRACKET, Stabilizer
11					BRACKET, Lower Arm Support
	MB506 485	1			Left
	MB506 486	1			Right
12					BRACKET, Absorber
	MB593 045	1			Left
	MB593 046	1			Right
13					BRACKET, Eye
	MB593 043	1			Left
	MB593 044	1			Right
14					BRACKET, Lower Arm
	MB408 975	1			Left
	MB408 976	1			Right
15	MB304 694	1			CROSSMEMBER, Engine Support Rear, w/Auto. Trans.
16	MB304 703	1			CROSSMEMBER, No. 2, w/Auto. Trans.
17	MB118 868	1			CROSSMEMBER, No. 2, w/5 Speed
18	MF244 905	8			BOLT, Washer Assembled (12 X 25)
19	MF244 878	2			BOLT, Washer Assembled (10 X 20), w/Auto Trans.
20	MF244 851	2			BOLT, Washer Assembled (8 X 20), w/Auto Trans.
21	MF241 284	2			BOLT, Washer Assembled (10 X 30)

<b>ENGINE:</b>		P=1800 cc	A=2000 cc	<b>TRANS:</b>	A=Automatic
Blank=All		K=1600 cc (w/o Balance Shaft)	F=2600 cc (Car)	Blank=All	M=All Manual
Q=1500 cc		W=2600 cc (Truck)	V=3000 cc		8=4 x 2 Manual
<b>SERIES:</b>	H=High	<b>MODELS:</b>		24 FWD=2-Dr Hatchback (Colt LA=Colt 100/Eagle Vista)	24 RWD=2-Dr Hatchback (Conquest)
L=Low	E=Economy	41 FWD=4-Dr Sedan (Colt LA=Colt 100/Eagle Vista)		24 FWD=2-Dr Hatchback (Colt LC/Colt 200)	41 FWD=4-Dr Sedan (Colt Summit LC/Colt 200)
M=Medium	P=Premium	45 FWD-4WD=Sta.Wgn. (Colt LA)		41 FWD=4-Dr Sedan (Colt Summit LC/Colt 200)	45 FWD-4WD=Sta.Wgn. (Vista)
		H41 FWD=4-Dr Sedan (2000 GTX)		27 RWD-4WD=Pickup(Ram 50,Pwr.Ram 50)	27 4WD=Sport Utility (Raider)
		NOTE: Colt LA 24-41 models and H41 2000 GTX "are Canada only"			

BODY HOLD DOWN  
27 4WD - RAIDER

9713 900



# 1989 IMPORT PARTS CATALOG

Figure 13-900  
Illus. Page 13-21

## FRAME & BUMPERS

ITEM	PART NUMBER	QTY	BODY	MODEL	DESCRIPTION
------	-------------	-----	------	-------	-------------

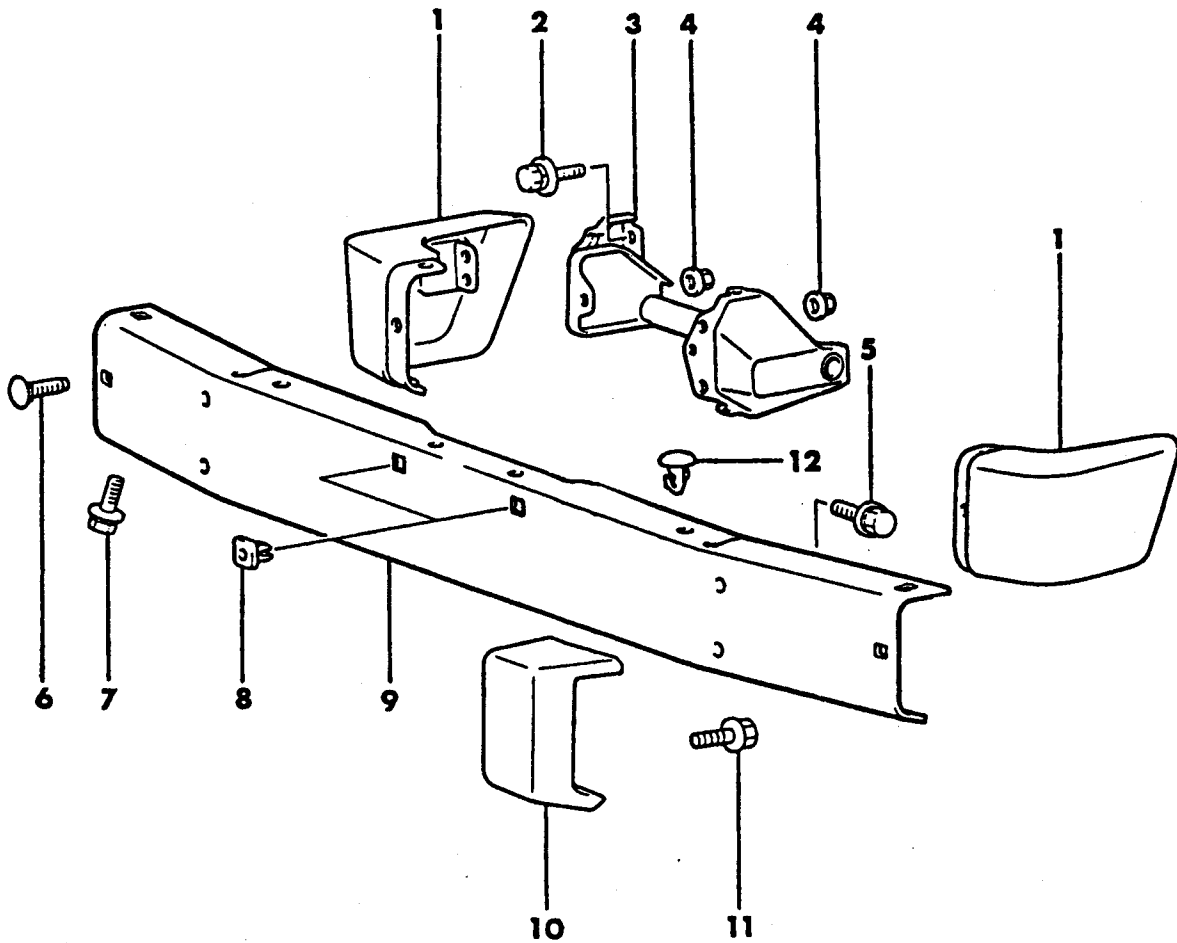
### BODY HOLD DOWN 27 4WD - RAIDER

1	#MF101 301	2			BOLT (10 X 90)
2	#MT144 256	14			WASHER, Plain
3					CUSHION, Body Mounting
	#MB115 172	10			2600 Engine
	MB275 630	8			V-6 Engine
4	#MB115 177	10			SPACER
5					CUSHION, Body Mounting
	#MB115 174	10			2600 Engine
	MB275 632	8			V-6 Engine
6	#MB115 178	2			WASHER, Body Mounting
	#MB275 218	8			WASHER, Body Mounting (11)
7	MB115 515	4			BOLT, Body Mounting
8	#MB288 653	10			NUT, Flange (10)
9	MB250 693	2			BOLT, Mounting
10	#MB115 909	2			SHIM, Body
11	MF455 018	4			SCREW, Tapping (4 X 14)
12	MB250 690	2			BOLT, Mounting
NOTE: The following items are used with the V-6 Engine.					
13	MF430 729	2			NUT, Jam (16)
14	MB591 681	2			PIN, Body Mounting
15	MB591 682	2			STOPPER, Body Mounting
16	MF450 007	8			WASHER, Plain (12)
17	MF450 407	8			WASHER, Spring (12)
18	MF100 112	8			BOLT (12 X 30)

<b>ENGINE:</b>		P=1800 cc	A=2000 cc	<b>TRANS:</b>	A=Automatic
Blank=All		K=1600 cc (w/o Balance Shaft)	F=2600 cc (Car)	Blank=All	M=All Manual
Q=1500 cc		W=2600 cc (Truck)	V=3000 cc		8=4 x 2 Manual
<b>SERIES:</b>	H=High	<b>MODELS:</b>	24 FWD=2-Dr Hatchback (Colt LA=Colt 100/Eagle Vista)	24 RWD=2-Dr Hatchback (Conquest)	
L=Low	E=Economy		41 FWD=4-Dr Sedan (Colt LA=Colt 100/Eagle Vista)	24 FWD=2-Dr Hatchback (Colt LC/Colt 200)	
M=Medium	P=Premium		45 FWD-4WD=Sta.Wgn. (Colt LA)	41 FWD=4-Dr Sedan (Colt Summit LC/Colt 200)	
			H41 FWD=4-Dr Sedan (2000 GTX)	45 FWD-4WD=Sta.Wgn. (Vista)	
			27 RWD-4WD=Pickup(Ram 50,Pwr.Ram 50)	27 4WD=Sport Utility (Raider)	
NOTE: Colt LA 24-41 models and H41 2000 GTX "are Canada only"					

9713 2100

BUMPER - FRONT  
 27 4WD - RAIDER



# 1989 IMPORT PARTS CATALOG

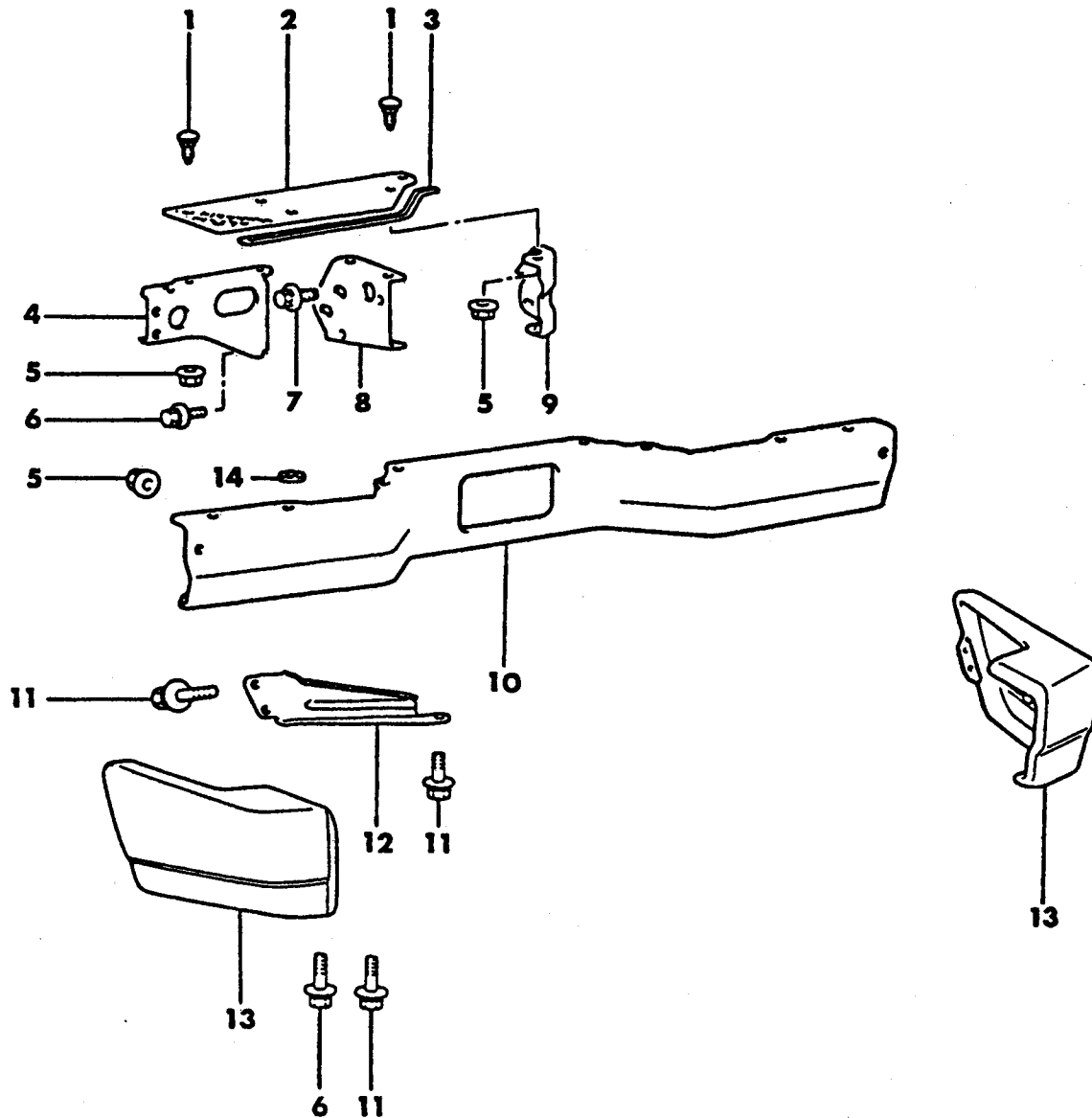
Figure 13-2100  
Illus. Page 13-51

## FRAME & BUMPERS

ITEM	PART NUMBER	QTY	BODY	MODEL	DESCRIPTION
BUMPER - FRONT 27 4WD - RAIDER					
1					CAP, End, Front
	MB369 581	1			Left
	MB369 582	1			Right
2	MF243 649	4			BOLT, Washer Assembled (8 X 16)
3					STAY ASSEMBLY, Bumper
	MB182 807	1			Left
	MB182 808	1			Right
4	MS440 503	6			NUT, Washer Assembled (8)
5	MB062 861	4			BOLT, Washer Assembled (10 X 30)
6	MB120 737	6			BOLT, Cup Square Neck (Black)
7	MB121 914	2			SCREW, Washer Assembled
8	MA165 401	2			NUT, License Plate
9	MB593 062	1			BUMPER ASSEMBLY, Front
10					GUARD, Bumper
	MB271 351	1			Left
	MB271 352	1			Right
11	MF243 651	4			BOLT, Washer Assembled (8 X 20)
12	MB325 950	4			PLUG, Bumper

<b>ENGINE:</b>		P=1800 cc	A=2000 cc	<b>TRANS:</b>		A=Automatic
Blank=All		K=1600 cc (w/o Balance Shaft)	F=2600 cc (Car)	Blank=All		M=All Manual
Q=1500 cc		W=2600 cc (Truck)	V=3000 cc			8=4 x 2 Manual
<b>SERIES:</b>		H=High	<b>MODELS:</b>		24 FWD=2-Dr Hatchback (Colt LA=Colt 100/Eagle Vista)	24 RWD=2-Dr Hatchback (Conquest)
L=Low		E=Economy	41 FWD=4-Dr Sedan (Colt LA=Colt 100/Eagle Vista)		24 FWD=2-Dr Hatchback (Colt LC/Colt 200)	
M=Medium		P=Premium	45 FWD=4WD=Sta.Wgn. (Colt LA)		41 FWD=4-Dr Sedan (Colt Summit LC/Colt 200)	
			H41 FWD=4-Dr Sedan (2000 GTX)		45 FWD=4WD=Sta.Wgn. (Vista)	
			27 RWD=4WD=Pickup(Ram 50,Pwr.Ram 50)		27 4WD=Sport Utility (Raider)	
NOTE: Colt LA 24-41 models and H41 2000 GTX "are Canada only"						

9713 2200

BUMPER - REAR  
27 4WD - RAIDER



# 1989 IMPORT PARTS CATALOG

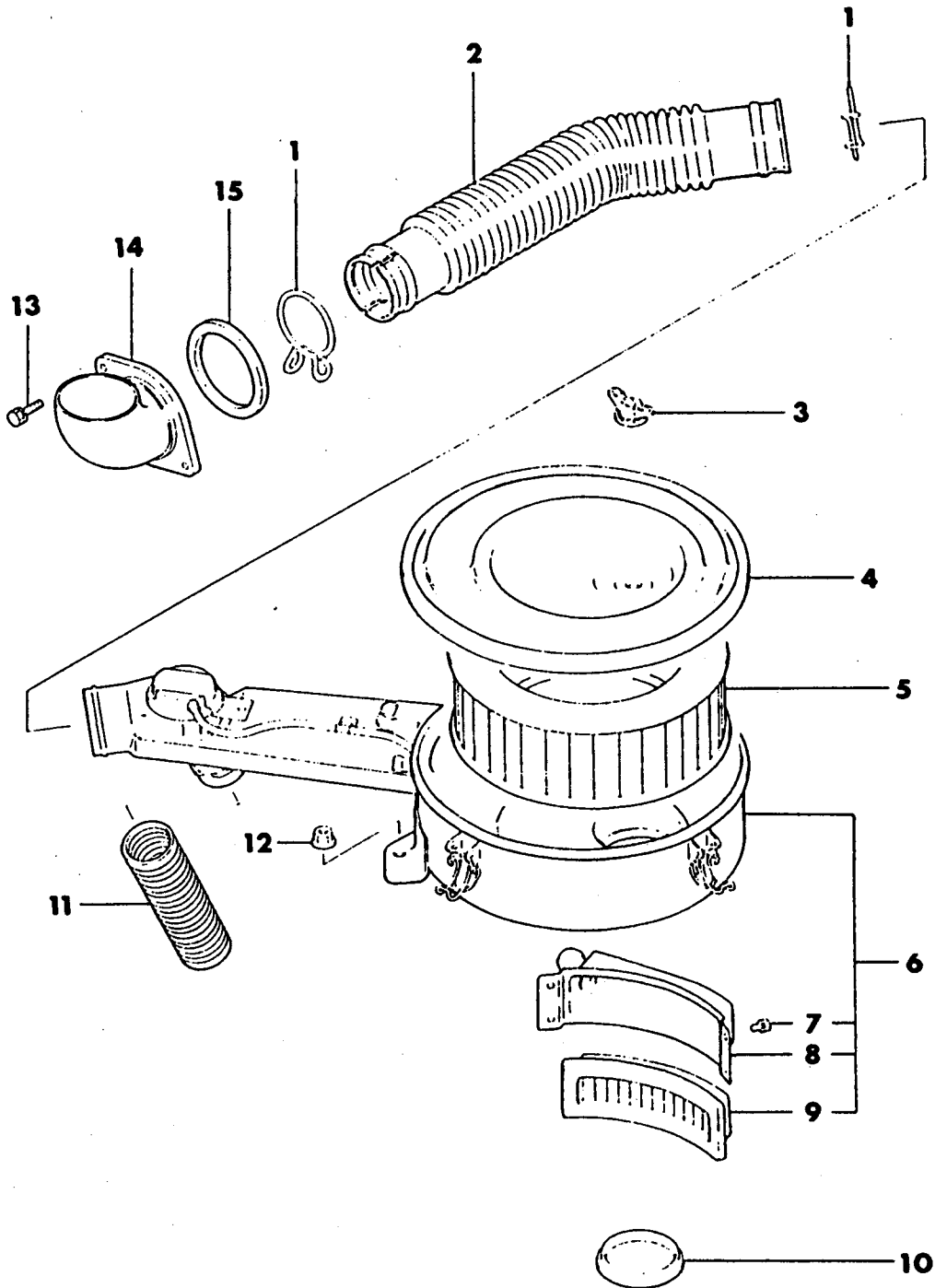
Figure 13-2200  
Illus. Page 13-53

## FRAME & BUMPERS

ITEM	PART NUMBER	QTY	BODY	MODEL	DESCRIPTION
BUMPER - REAR 27 4WD - RAIDER					
1	MB120 979	12			BOLT, Cup Square Neck
2					PLATE, Bumper, Rear
	MB513 091	1			Left
	MB513 092	1			Right
3	MB403 678	2			WEATHERSTRIP, Bumper, Rear
4					REINFORCEMENT, Bumper, Rear
	MB369 543	1			Left
	MB369 544	1			Right
5	MS440 523	14			NUT, Washer Assembled (8)
6	MF247 251	6			BOLT, Washer Assembled (8 X 20)
7	MB062 861	8			BOLT, Washer Assembled (10 X 30)
8					STAY, Bumper Rear
	MB369 539	1			Left
	MB369 540	1			Right
9					STAY, Bumper Rear, Inner
	MB369 541	1			Left (2600 Engine)
	MB369 542	1			Right (2600 Engine)
	MB275 927	1			Left (V-6 Engine)
	MB275 928	1			Right (V-6 Engine)
10	MB403 850	1			FACE ASSEMBLY, Bumper Rear (Black)
11	MS240 158	14			BOLT, Washer Assembled (8 X 20)
12					STAY, Side Bumper
	MB369 545	1			Left
	MB369 546	1			Right
13					CAP, End, Rear
	MB369 551	1			Left
	MB369 552	1			Right
14	MA154 458	8			WASHER

<b>ENGINE:</b>		P=1800 cc	A=2000 cc	<b>TRANS:</b>		A=Automatic
Blank=All		K=1600 cc (w/o Balance Shaft)	F=2600 cc (Car)	Blank=All		M=All Manual
Q=1500 cc		W=2600 cc (Truck)	V=3000 cc			8=4 x 2 Manual
<b>SERIES:</b>		H=High	<b>MODELS:</b>		24 FWD=2-Dr Hatchback (Colt LA=Colt 100/Eagle Vista)	24 RWD=2-Dr Hatchback (Conquest)
L=Low		E=Economy	41 FWD=4-Dr Sedan (Colt LA=Colt 100/Eagle Vista)		24 FWD=2-Dr Hatchback (Colt LC/Colt 200)	
M=Medium		P=Premium	45 FWD-4WD=Sta.Wgn. (Colt LA)		41 FWD=4-Dr Sedan (Colt Summit LC/Colt 200)	
			H41 FWD=4-Dr Sedan (2000 GTX)		45 FWD-4WD=Sta.Wgn. (Vista)	
			27 RWD-4WD=Pickup(Ram 50,Pwr.Ram 50)		27 4WD=Sport Utility (Raider)	
NOTE: Colt LA 24-41 models and H41 2000 GTX "are Canada only"						

9714 1100

AIR CLEANER - W ENGINE  
27 RAIDER

# 1989 IMPORT PARTS CATALOG

Figure 14-1100  
Illus. Page 14-25

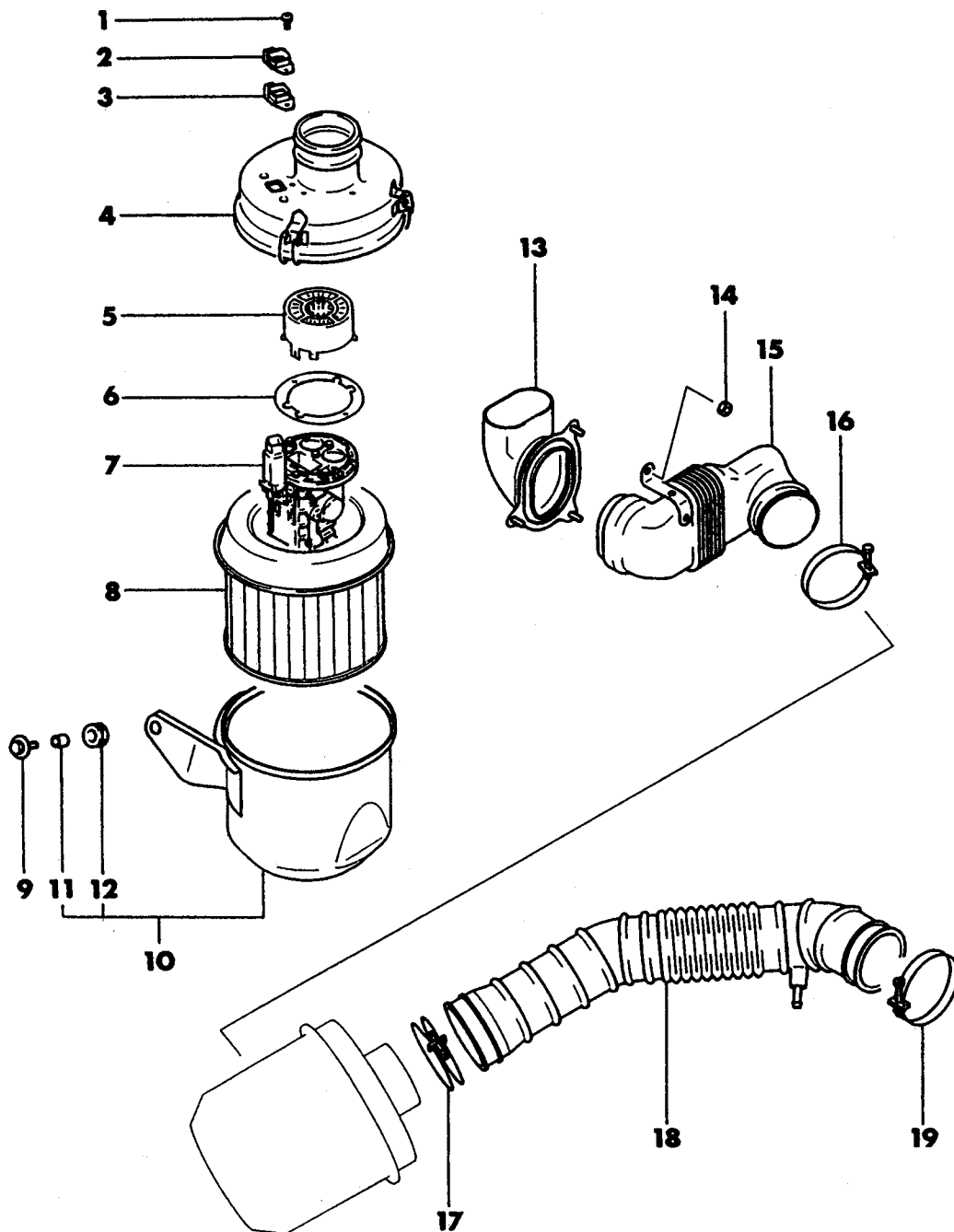
## FUEL

ITEM	PART NUMBER	QTY	BODY	MODEL	DESCRIPTION
AIR CLEANER - W ENGINE					
27 RAIDER					
1	MD040 913	2			CLIP, Hose (56mm)
2	MD069 400	1			DUCT, Air
3	MD031 789	1			WING NUT and WASHER
4	MD620 046	1			COVER, Air Cleaner
5	MD620 047	1			ELEMENT, Air Cleaner
6	MD620 044	1			BODY, Air Cleaner
7	MF244 201	4			BOLT and WASHER (5x10mm)
8	MD603 783	1			CASE, Secondary Air
9	MD603 360	1			FILTER, Secondary Air
10	MD025 181	1			GASKET, Air Cleaner
11	MD083 595	1			DUCT, Heat
12	MS440 518	1			NUT and WASHER (8mm)
13	MS240 121	2			BOLT and WASHER (6x16mm)
14	# MB034 127	1			DUCT, Vent Air
15	# MB274 127	1			SEAL, Air Vent

<b>ENGINE:</b>		P=1800 cc	A=2000 cc	<b>TRANS:</b>		A=Automatic
Blank=All		K=1600 cc (w/o Balance Shaft)	F=2600 cc (Car)	Blank=All		M=All Manual
Q=1500 cc		W=2600 cc (Truck)	V=3000 cc			8=4 x 2 Manual
<b>SERIES:</b>		H=High	<b>MODELS:</b>		24 FWD=2-Dr Hatchback (Colt LA=Colt 100/Eagle Vista)	24 RWD=2-Dr Hatchback (Conquest)
L=Low		E=Economy			41 FWD=4-Dr Sedan (Colt LA=Colt 100/Eagle Vista)	24 FWD=2-Dr Hatchback (Colt LC/Colt 200)
M=Medium		P=Premium			45 FWD=4WD=Sta.Wgn. (Colt LA)	41 FWD=4-Dr Sedan (Colt Summit LC/Colt 200)
					H41 FWD=4-Dr Sedan (2000 GTX)	45 FWD=4WD=Sta.Wgn. (Vista)
					27 RWD=4WD=Pickup(Ram 50,Pwr.Ram 50)	27 4WD=Sport Utility (Raider)
NOTE: Colt LA 24-41 models and H41 2000 GTX "are Canada only"						

AIR CLEANER - V ENGINE  
27 RAIDER

9714 1200



# 1989 IMPORT PARTS CATALOG

Figure 14-1200  
Illus. Page 14-27

## FUEL

ITEM	PART NUMBER	QTY	BODY	MODEL	DESCRIPTION
AIR CLEANER - V ENGINE					
27 RAIDER					
1	MF351 284	8			SCREW, Inner (4x10)
2	#MD620 005	1			COVER, Sensor
3	#MD620 003	1			GROMMET, Sensor
4	MD620 380	1			COVER, Air Cleaner
5	MD620 090	1			FILTER, Noise Reduction
6	MD620 340	1			GASKET, Air Flow Sensor
7	MD118 127	1			SENSOR, Air Flow, Barometric Pressure and Intake Air Temp.
8	#MD603 932	1			ELEMENT, Air Cleaner
9	MD041 968	3			BOLT and WASHER (6x25 7T)
10	MD620 382	1			BODY, Air Cleaner
11	MT206 583	3			COLLAR, Support Insulator
12	MD040 886	3			INSULATOR, Support
13	MD131 526	1			DUCT, Intake
14	MS440 517	3			NUT and WASHER (6)
15	MD131 635	1			DUCT
16	MD122 528	1			CLAMP (78)
17	MD122 530	1			CLAMP (90)
18	MD131 532	1			DUCT, Air Cleaner to Throttle Body
19	MD124 343	1			CLAMP (80)

<b>ENGINE:</b>	P=1800 cc	A=2000 cc	<b>TRANS:</b>	A=Automatic
Blank=All	K=1600 cc (w/o Balance Shaft)	F=2600 cc (Car)	Blank=All	M=All Manual
Q=1500 cc	W=2600 cc (Truck)	V=3000 cc		8=4 x 2 Manual
<b>SERIES:</b>	H=High	<b>MODELS:</b>	24 FWD=2-Dr Hatchback (Colt LA=Colt 100/Eagle Vista)	24 RWD=2-Dr Hatchback (Conquest)
L=Low	E=Economy		41 FWD=4-Dr Sedan (Colt LA=Colt 100/Eagle Vista)	24 FWD=2-Dr Hatchback (Colt LC/Colt 200)
M=Medium	P=Premium		45 FWD=4WD=Sta.Wgn. (Colt LA)	41 FWD=4-Dr Sedan (Colt Summit LC/Colt 200)
			H41 FWD=4-Dr Sedan (2000 GTX)	45 FWD=4WD=Sta.Wgn. (Vista)
			27 RWD=4WD=Pickup(Ram 50,Pwr.Ram 50)	27 4WD=Sport Utility (Raider)
			NOTE: Colt LA 24-41 models and H41 2000 GTX "are Canada only"	

## CARBURETOR IDENTIFICATION AND CROSS REFERENCE



□ □ □ X X X X X

FIG. 1

## FUEL

ITEM	PART NUMBER	QTY	BODY	MODEL	DESCRIPTION
------	-------------	-----	------	-------	-------------

## CARBURETOR IDENTIFICATION AND CROSS REFERENCE

1

## MIKUNI CARBURETOR

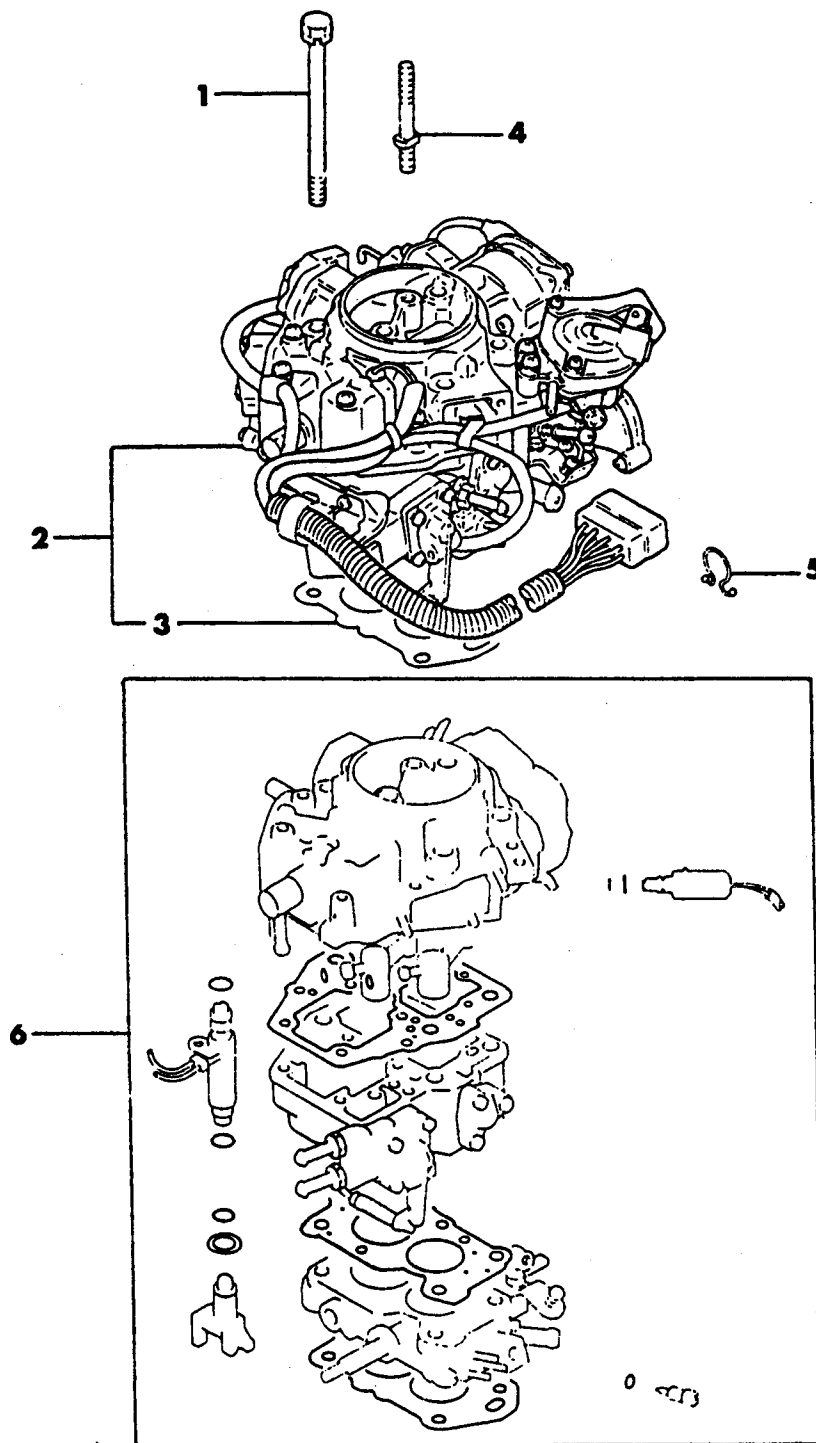
NOTE: The Mikuni Carburetor is identified by a number stamped on the Float Chamber Cover. Use only the first three (3) numbers on the second row.

MD997 261	Stamped 402, Illustration-1800
MD997 271	Stamped 400, Illustration-1800
MD997 273	Stamped 403, Illustration-1800
MD997 292	Stamped 320, Illustration-1500
MD997 293	Stamped 321, Illustration-1500
MD997 294	Stamped 420, Illustration-1800
MD997 440	Stamped 437, Illustration-1800
MD997 441	Stamped 438, Illustration-1800
MD997 442	Stamped 429, Illustration-1800
MD997 443	Stamped 430, Illustration-1800
MD997 444	Stamped 431, Illustration-2100
MD997 446	Stamped 443, Illustration-2100
MD997 448	Stamped 441, Illustration-2100
MD997 450	Stamped 435, Illustration-1800
MD997 451	Stamped 436, Illustration-1800
MD997 452	Stamped 428, Illustration-1800

<b>ENGINE:</b> Blank=All Q=1500 cc	P=1800 cc	A=2000 cc	<b>TRANS:</b> Blank=All	A=Automatic
	K=1800 cc (w/o Balance Shaft)	F=2600 cc (Car)		M=All Manual
	W=2600 cc (Truck)	V=3000 cc		8=4 x 2 Manual
<b>SERIES:</b> L=Low M=Medium	H=High E=Economy P=Premium	<b>MODELS:</b> 24 FWD=2-Dr Hatchback (Colt LA=Colt 100/Eagle Vista) 24 RWD=2-Dr Hatchback (Conquest)		
		41 FWD=4-Dr Sedan (Colt LA=Colt 100/Eagle Vista)		24 FWD=2-Dr Hatchback (Colt LC/Colt 200)
		45 FWD-4WD=Sta.Wgn. (Colt LA)		41 FWD=4-Dr Sedan (Colt Summit LC/Colt 200)
		H41 FWD=4-Dr Sedan (2000 GTX)		45 FWD-4WD=Sta.Wgn. (Vista)
		27 RWD-4WD=Pickup(Ram 50,Pwr.Ram 50)		27 4WD=Sport Utility (Raider)
		NOTE: Colt LA 24-41 models and H41 2000 GTX "are Canada only"		

9714 2100

CARBURETOR AND GASKET SET - W ENGINE  
 27 RAIDER





# 1989 IMPORT PARTS CATALOG

Figure 14-2100  
Illus. Page 14-47

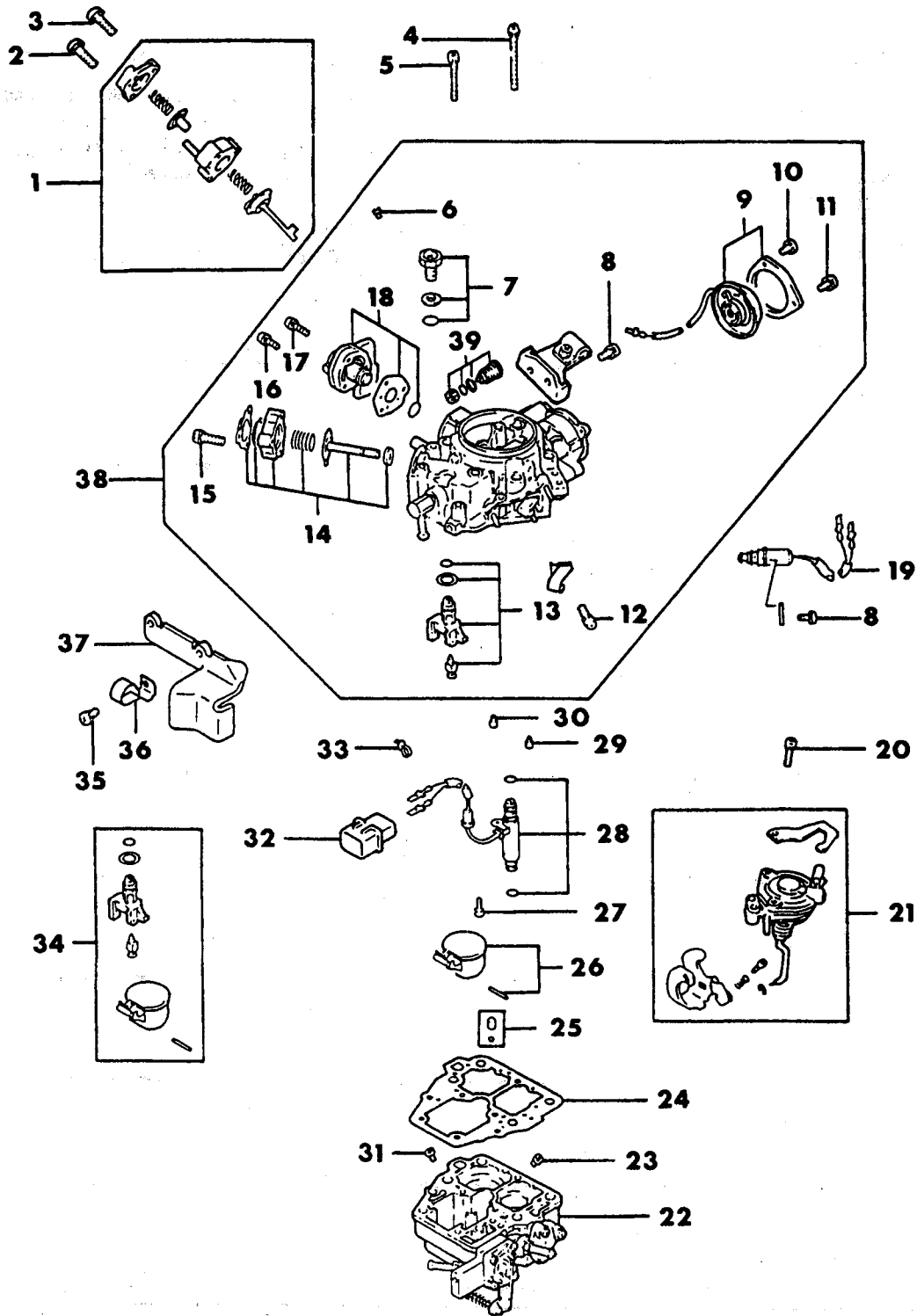
FUEL

ITEM	PART NUMBER	QTY	BODY	MODEL	DESCRIPTION
CARBURETOR AND GASKET SET - W ENGINE 27 RAIDER					
1	MD027 419	4			BOLT and WASHER
2					CARBURETOR, w/Gasket
	MD997 444	1			w/Manual Transmission, exc. Calif. and Canada Stamped 431
	MD997 448	1			w/Manual Transmission, Calif. Stamped 441
	MD997 446	1			w/Manual Transmission, Canada Stamped 443
3	MD091 628	1			GASKET, Carburetor, Exc. Canada
4	MD025 252	1			STUD
5	MS470 362	1			CLIP, Snap (20mm)
6	MD617 130	1			GASKET PACKAGE, Carburetor

<b>ENGINE:</b>		P=1800 cc	A=2000 cc	<b>TRANS:</b>	A=Automatic
Blank=All		K=1800 cc (w/o Balance Shaft)	F=2600 cc (Car)	Blank=All	M=All Manual
Q=1500 cc		W=2600 cc (Truck)	V=3000 cc		8=4 x 2 Manual
<b>SERIES:</b>	H=High	<b>MODELS:</b>	24 FWD=2-Dr Hatchback (Colt LA=Colt 100/Eagle Vista)	24 RWD=2-Dr Hatchback (Conquest)	
L=Low	E=Economy		41 FWD=4-Dr Sedan (Colt LA=Colt 100/Eagle Vista)	24 FWD=2-Dr Hatchback (Colt LC/Colt 200)	
M=Medium	P=Premium		45 FWD=4WD=Sta.Wgn. (Colt LA)	41 FWD=4-Dr Sedan (Colt Summit LC/Colt 200)	
			H41 FWD=4-Dr Sedan (2000 GTX)	45 FWD=4WD=Sta.Wgn. (Vista)	
			27 RWD=4WD=Pickup(Ram 50,Pwr.Ram 50)	27 4WD=Sport Utility (Raider)	
			NOTE: Colt LA 24-41 models and H41 2000 GTX "are Canada only"		

9714 2200

CARBURETOR INNER PARTS - W ENGINE  
27 RAIDER



# 1989 IMPORT PARTS CATALOG

Figure 14-2200  
Illus. Page 14-49

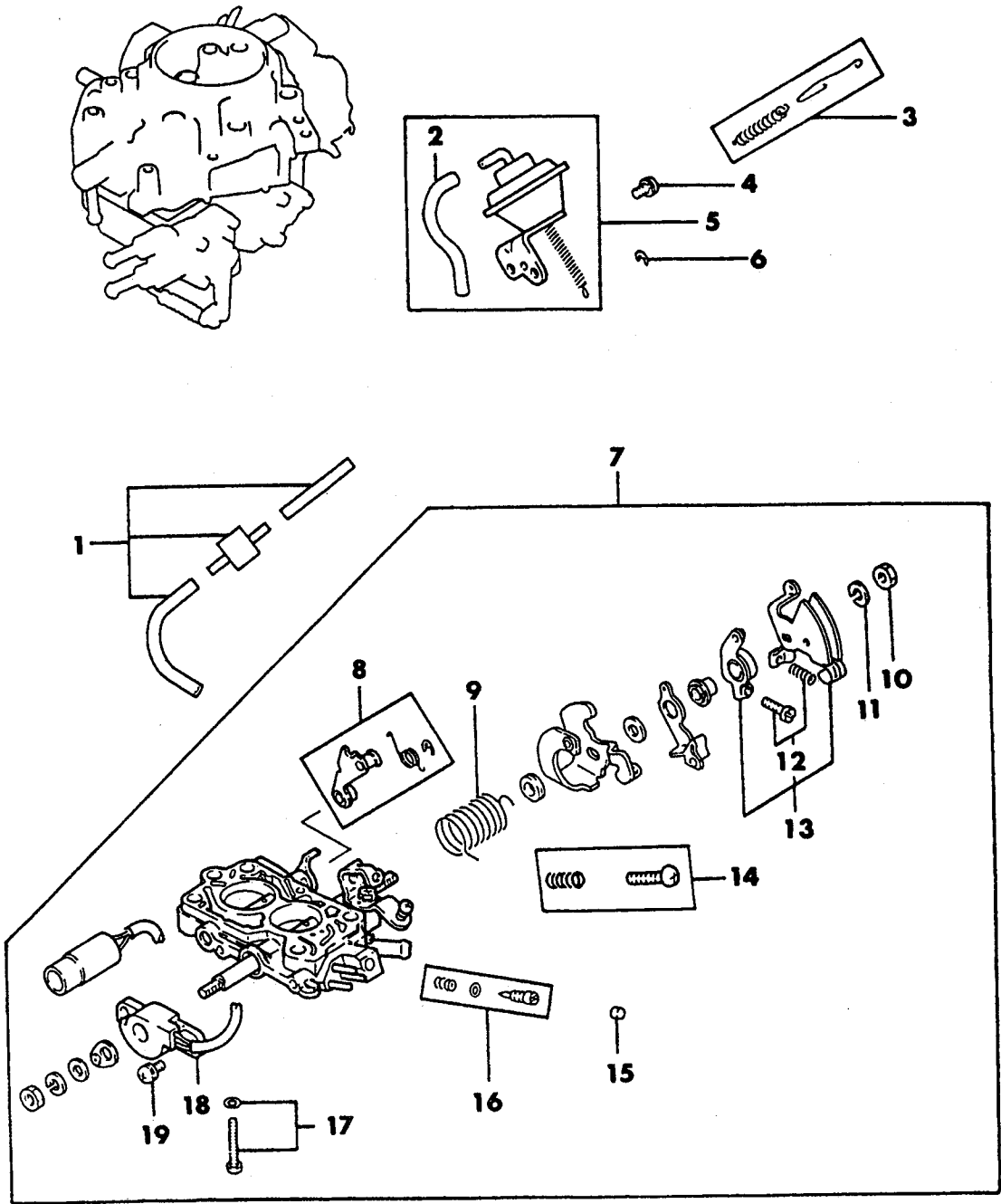
## FUEL

ITEM	PART NUMBER	QTY	BODY	MODEL	DESCRIPTION
CARBURETOR INNER PARTS - W ENGINE					
27 RAIDER					
1	MD617 170	1			BREAKER PACKAGE, Choke
2	MF350 031	2			SCREW and WASHER (4x25mm)
3	MF350 030	1			SCREW and WASHER (4x22mm)
4	MD606 948	3			SCREW and WASHER (5x65mm)
5	#MF350 061	1			SCREW and WASHER (5x45mm)
6	MD600 194	1			JET, Econostat (#70)
7	MD612 697	1			SCREW and WASHER PACKAGE
8	MF350 048	3			SCREW and WASHER (5x12mm)
9	MD612 758	1			BIMETAL
10	MD612 752	2			RIVET
11	MF350 026	4			SCREW and WASHER (4x14mm)
12	MF350 023	2			SCREW and WASHER (4x8mm)
13	MD617 036	1			VALVE PACKAGE, Needle
14	MD612 742	1			VALVE PACKAGE, Bowl Vent
15	MF350 029	3			SCREW and WASHER (4x20mm)
16	MF350 053	2			SCREW and WASHER, w/Manual Transmission (5x22mm)
17	MF350 056	1			SCREW and WASHER, w/Manual Transmission (5x30mm)
18	#MD612 845	1			VALVE PACKAGE, Mixture Control, w/Manual Transmission
19	MD612 807	1			VALVE, Solenoid (Deceleration)
20	MF350 054	2			SCREW and WASHER (5x25mm)
21	#MD612 837	1			OPENDER PACKAGE, Throttle w/Manual Transmission
22	#MD612 794	1			BODY, Mixing w/Manual Transmission
23	MD600 045	1			JET, Main (#190)
24	MD612 573	1			GASKET, Float Chamber Cover
25	MD612 733	1			VALVE PACKAGE, Pump Check
26	MD612 213	1			FLOAT and PIN PACKAGE
27	#MF350 024	1			SCREW and WASHER (4x10mm)
28	MD612 831	1			VALVE, Solenoid (Feed-Back)
29	MD600 027	1			JET, Enrichment (#55)
30	MD600 194	1			JET, Econostat (#70)
31	MD600 721	1			JET, Main (#107.5)
32	MD612 833	1			CONNECTOR PACKAGE
33	MD608 632	3			CLIP
34	MD617 037	1			FLOAT and NEEDLE VALVE PKG.
35	MF350 047	4			SCREW and WASHER (5x10mm)
36	MD612 846	1			CLIP
37	MD612 834	1			BRACKET
38					COVER, Float Chamber
	MD617 034	1			w/Manual Transmission, Exc. Calif. and Canada
	MD617 118	1			w/Manual Transmission, Calif.
	MD617 122	1			w/Manual Transmission, Canada
39	MD617 226	1			ORIFICE KIT

<b>ENGINE:</b>	P=1800 cc	A=2000 cc	<b>TRANS:</b>	A=Automatic
Blank=All	K=1600 cc (w/o Balance Shaft)	F=2600 cc (Car)	Blank=All	M=All Manual
Q=1500 cc	W=2600 cc (Truck)	V=3000 cc		8=4 x 2 Manual
<b>SERIES:</b>	H=High	<b>MODELS:</b>	24 FWD=2-Dr Hatchback (Colt LA=Colt 100/Eagle Vista)	24 RWD=2-Dr Hatchback (Conquest)
L=Low	E=Economy		41 FWD=4-Dr Sedan (Colt LA=Colt 100/Eagle Vista)	24 FWD=2-Dr Hatchback (Colt LC/Colt 200)
M=Medium	P=Premium		45 FWD=4WD=Sta.Wgn. (Colt LA)	41 FWD=4-Dr Sedan (Colt Summit LC/Colt 200)
			H41 FWD=4-Dr Sedan (2000 GTX)	45 FWD=4WD=Sta.Wgn. (Vista)
			27 RWD=4WD=Pickup(Ram 50,Pwr.Ram 50)	27 4WD=Sport Utility (Raider)
			NOTE: Colt LA 24-41 models and H41 2000 GTX "are Canada only"	

9714 2300

CARBURETOR THROTTLE BODY PARTS - W ENGINE  
27 RAIDER



# 1989 IMPORT PARTS CATALOG

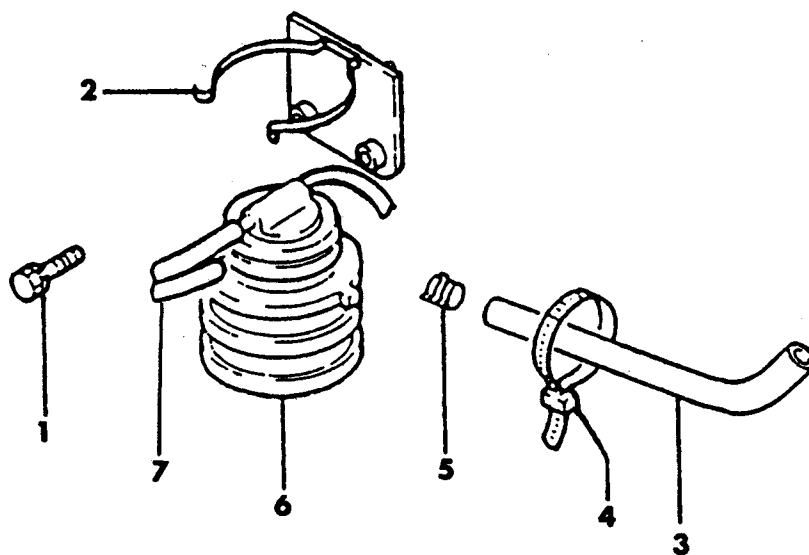
Figure 14-2300  
Illus. Page 14-51

## FUEL

ITEM	PART NUMBER	QTY	BODY	MODEL	DESCRIPTION
CARBURETOR THROTTLE BODY PARTS - W ENGINE					
27 RAIDER					
1	MD617 193	1			ORIFICE
2	MD606 951	1			HOSE, Vacuum (1000mm)
3	MD612 737	1			SPRING PACKAGE, Throttle Return
4	MF350 047	4			SCREW and WASHER (5x10mm)
5	MD612 713	1			BODY, Depression Chamber
6	MD612 426	1			RETAINER, Snap
7					BODY, Throttle
	#MD612 812	1			w/Manual Transmission, Exc. Calif. and Canada
	#MD612 814	1			w/Manual Transmission, Calif. and Canada
8	MD612 422	1			SPRING PACKAGE, Secondary
9	MD608 116	1			SPRING
10	MD600 059	1			NUT (8x1mm)
11	MF450 405	1			WASHER, Spring (8mm)
12	MD608 479	1			SCREW PACKAGE, Fast Idle Adjusting
13	#MD612 734	1			LEVER, Throttle w/Manual Transmission
14	MD606 855	1			SCREW PACKAGE, Speed Adjusting
15	MD608 086	1			PLUG
16	MD606 939	1			SCREW PACKAGE, Mixture Adjusting
17	MD612 462	1			SCREW PACKAGE
18	MD612 803	1			SENSOR
19	MD612 430	2			SCREW and WASHER

<b>ENGINE:</b>		P=1800 cc	A=2000 cc	<b>TRANS:</b>	A=Automatic
Blank=All		K=1600 cc (w/o Balance Shaft)	F=2600 cc (Car)	Blank=All	M=All Manual
Q=1500 cc		W=2600 cc (Truck)	V=3000 cc		8=4 x 2 Manual
<b>SERIES:</b>	H=High	<b>MODELS:</b>		24 FWD=2-Dr Hatchback (Colt LA=Colt 100/Eagle Vista)	
L=Low	E=Economy	41 FWD=4-Dr Sedan (Colt LA=Colt 100/Eagle Vista)		24 RWD=2-Dr Hatchback (Conquest)	
M=Medium	P=Premium	45 FWD-4WD=Sta.Wgn. (Colt LA)		24 FWD=2-Dr Hatchback (Colt LC/Colt 200)	
		H41 FWD=4-Dr Sedan (2000 GTX)		41 FWD=4-Dr Sedan (Colt Summit LC/Colt 200)	
		27 RWD-4WD=Pickup(Ram 50,Pwr.Ram 50)		45 FWD-4WD=Sta.Wgn. (Vista)	
		NOTE: Colt LA 24-41 models and H41 2000 GTX "are Canada only"		27 4WD=Sport Utility (Raider)	

9714 2500

HIGH ALTITUDE COMPENSATOR  
27 RAM, POWER RAM AND RAIDER

# 1989 IMPORT PARTS CATALOG

Figure 14-2500  
Illus. Page 14-55

## FUEL

ITEM	PART NUMBER	QTY	BODY	MODEL	DESCRIPTION
------	-------------	-----	------	-------	-------------

### HIGH ALTITUDE COMPENSATOR 27 RAM, POWER RAM AND RAIDER

1	MF247 868	2			BOLT and WASHER
2	# MD109 184	1			BRACKET
3	# MD073 267	1			HOSE (420mm)
4	MB249 339	1			BAND, Cable
5	MS660 169	2			CLIP, Hose (10mm)
6	MD087 701	1			COMPENSATOR
7					HARNESS, Vacuum (Refer to Group 25)

<b>ENGINE:</b>		P=1800 cc	A=2000 cc	<b>TRANS:</b>		A=Automatic
Blank=All		K=1600 cc (w/o Balance Shaft)	F=2600 cc (Car)	Blank=All		M=All Manual
Q=1500 cc		W=2600 cc (Truck)	V=3000 cc			B=4 x 2 Manual
<b>SERIES:</b>	H=High	<b>MODELS:</b>		24 FWD=2-Dr Hatchback (Colt LA=Colt 100/Eagle Vista)		
L=Low	E=Economy	41 FWD=4-Dr Sedan (Colt LA=Colt 100/Eagle Vista)		24 RWD=2-Dr Hatchback (Conquest)		
M=Medium	P=Premium	45 FWD=4WD=Sta.Wgn. (Colt LA)		24 FWD=2-Dr Hatchback (Colt LC/Colt 200)		
		H41 FWD=4-Dr Sedan (2000 GTX)		41 FWD=4-Dr Sedan (Colt Summit LC/Colt 200)		
		27 RWD=4WD=Pickup(Ram 50,Pwr.Ram 50)		45 FWD=4WD=Sta.Wgn. (Vista)		
		NOTE: Colt LA 24-41 models and H41 2000 GTX *are Canada only"		27 4WD=Sport Utility (Raider)		

AR=Use as Required # = New Part Number - = Non Illustrated Part P.A.R.=Paint as Required

NOVEMBER, 1989

This diagram illustrates the wiring harness for the front right headlight assembly. The components are labeled as follows:

- 1**: The main wiring harness, shown as a bundle of wires with a protective cover.
- 2**: The headlight bulb, which is connected to the harness via a socket.
- 3**: A rectangular fuse block or relay unit.
- 4**: A cylindrical component, likely a fuse or a relay, connected to the harness.
- 5**: A rectangular component, possibly a fuse block or a relay, connected to the harness.
- 6**: A wire or cable connecting the harness to the headlight assembly.
- 7**: A small electrical component, possibly a fuse or a relay, connected to the harness.
- 8**: A wire or cable connecting the harness to the headlight assembly.



# 1989 IMPORT PARTS CATALOG

Figure 14-2800  
Illus. Page 14-61

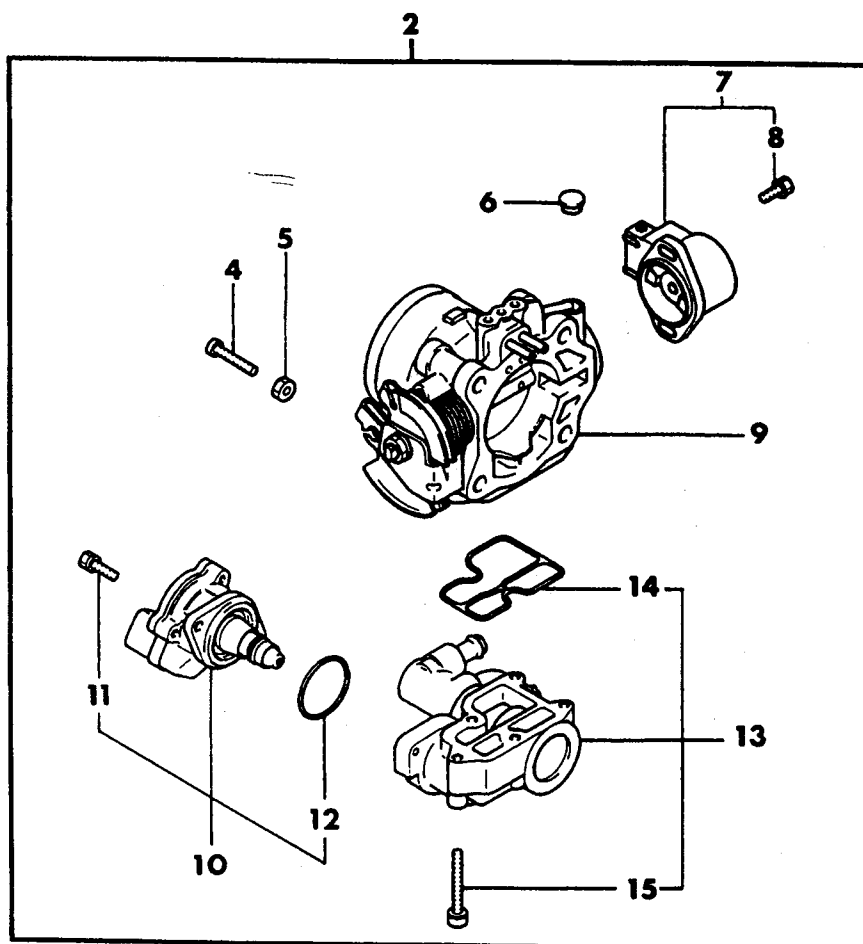
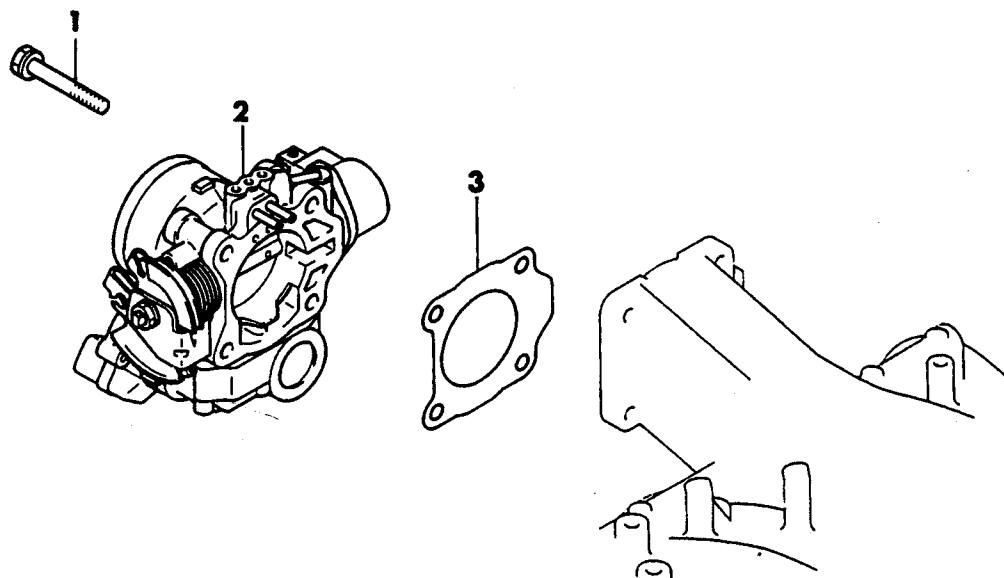
## FUEL

ITEM	PART NUMBER	QTY	BODY	MODEL	DESCRIPTION
HIGH ALTITUDE CONVERSION PACKAGE 27 RAIDER					
1	MD121 957	1			CONVERSION PACKAGE, High Altitude
2	MD611 594	1			VACUUM SET
3	MD114 746	1			LABEL, Emission Update
4	MD087 700	1			COMPENSATOR, High Altitude
5	MD129 892	1			HOSE, Vacuum
6	MD041 839	1			VALVE, Check
7	MF247 868	2			BOLT and WASHER (6x25 7T)
8	MD109 184	1			BRACKET, Compensator Mounting

<b>ENGINE:</b>		P=1800 cc	A=2000 cc	<b>TRANS:</b>		A=Automatic
Blank=All		K=1600 cc (w/o Balance Shaft)	F=2600 cc (Car)	Blank=All		M=All Manual
Q=1500 cc		W=2600 cc (Truck)	V=3000 cc			8=4 x 2 Manual
<b>SERIES:</b>		H=High	<b>MODELS:</b>		24 FWD=2-Dr Hatchback (Colt LA=Colt 100/Eagle Vista)	24 RWD=2-Dr Hatchback (Conquest)
L=Low	E=Economy		41 FWD=4-Dr Sedan (Colt LA=Colt 100/Eagle Vista)		24 FWD=2-Dr Hatchback (Colt LC/Colt 200)	
M=Medium	P=Premium		45 FWD=4WD=Sta.Wgn. (Colt LA)		41 FWD=4-Dr Sedan (Colt Summit tC/Colt 200)	
			H41 FWD=4-Dr Sedan (2000 GTX)		45 FWD=4WD=Sta.Wgn. (Vista)	
			27 RWD=4WD=Pickup(Ram 50,Pwr.Ram 50)		27 4WD=Sport Utility (Raider)	
			NOTE: Colt LA 24-41 models and H41 2000 GTX *are Canada only*			

9714 3800

THROTTLE BODY  
V ENGINE 3.0L  
27 RAIDER



# 1989 IMPORT PARTS CATALOG

Figure 14-3800  
Illus. Page 14-81

## FUEL

ITEM	PART NUMBER	QTY	BODY	MODEL	DESCRIPTION
------	-------------	-----	------	-------	-------------

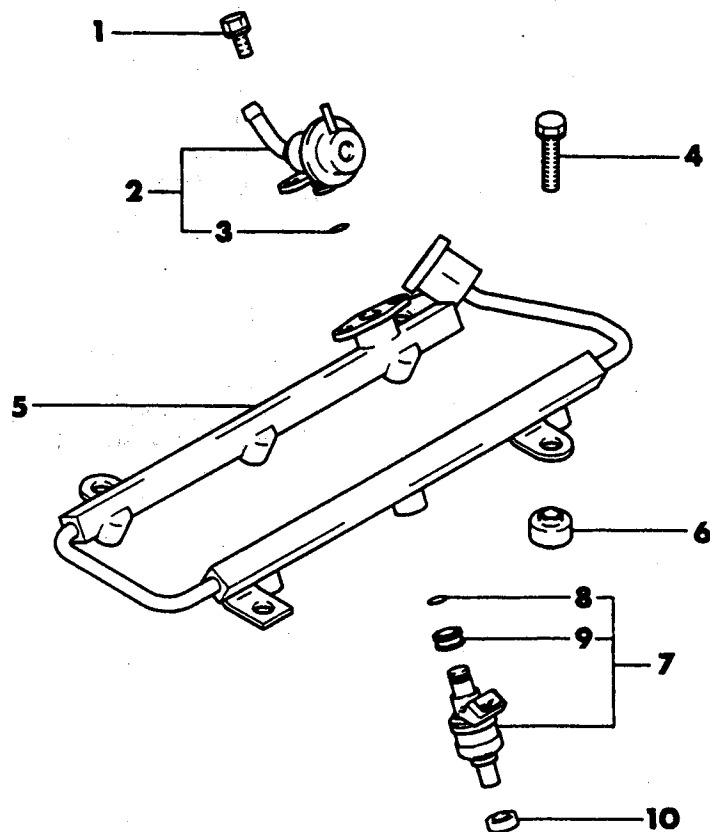
### THROTTLE BODY V ENGINE 3.0L 27 RAIDER

1	MF240 064	4			BOLT and WASHER (8x55 4T)
2	MD126 336	1			THROTTLE BODY
3	MD136 444	1			GASKET, Throttle Body
4	MD614 304	1			SCREW, Speed Adjusting
5	MD614 305	1			NUT, Speed Adjusting Screw
6	MD614 150	1			CAP, Inner
7	MD614 280	1			SENSOR, Throttle
8	MD600 071	2			SCREW, Inner (5x14)
9	MD614 281	1			BODY, Mixing
10	MD614 282	1			SERVO, ISC
11	MD614 285	2			SCREW, Inner (5x16)
12	MD614 299	1			O-RING, ISC Servo
13	MD614 283	1			VALVE, Idle Air
14	MD614 306	1			GASKET, Air Valve
15	#MF350 060	5			SCREW and WASHER (5x40)

<b>ENGINE:</b>		P=1800 cc	A=2000 cc	<b>TRANS:</b>	A=Automatic
Blank=All		K=1600 cc (w/o Balance Shaft)	F=2600 cc (Car)	Blank=All	M=All Manual
Q=1500 cc		W=2600 cc (Truck)	V=3000 cc		8=4 x 2 Manual
<b>SERIES:</b>	H=High	<b>MODELS:</b>	24 FWD=2-Dr Hatchback (Colt LA=Colt 100/Eagle Vista)	24 RWD=2-Dr Hatchback (Conquest)	
L=Low	E=Economy		41 FWD=4-Dr Sedan (Colt LA=Colt 100/Eagle Vista)	24 FWD=2-Dr Hatchback (Colt LC/Colt 200)	
M=Medium	P=Premium		45 FWD-4WD=Sta.Wgn. (Colt LA)	41 FWD=4-Dr Sedan (Colt Summit LC/Colt 200)	
			H41 FWD=4-Dr Sedan (2000 GTX)	45 FWD-4WD=Sta.Wgn. (Vista)	
			27 RWD-4WD=Pickup(Ram 50,Pwr.Ram 50)	27 4WD=Sport Utility (Raider)	
			NOTE: Colt LA 24-41 models and H41 2000 GTX "are Canada only"		

9714 5000

FUEL RAIL  
V ENGINE 3.0L  
27 RAIDER



# 1989 IMPORT PARTS CATALOG

Figure 14-5000  
Illus. Page 14-105

## FUEL

ITEM	PART NUMBER	QTY	BODY	MODEL	DESCRIPTION
FUEL RAIL V ENGINE 3.0L 27 RAIDER					
1	MF241 823	2			BOLT, Injector (6x12)
2	MD135 130	1			REGULATOR, Pressure
3	MD604 688	1			O-RING, Injector
4	MF247 257	4			BOLT and WASHER (8x35 4T)
5	MD135 259	1			PIPE, Fuel Delivery
6	MD095 402	4			INSULATOR, Delivery Pipe
7	MD111 421	6			INJECTOR PACKAGE, Fuel
8	MD614 813	6			O-RING, Injector
9	MD614 805	6			SHEET, Injector
10	MD087 060	6			INSULATOR, Injector

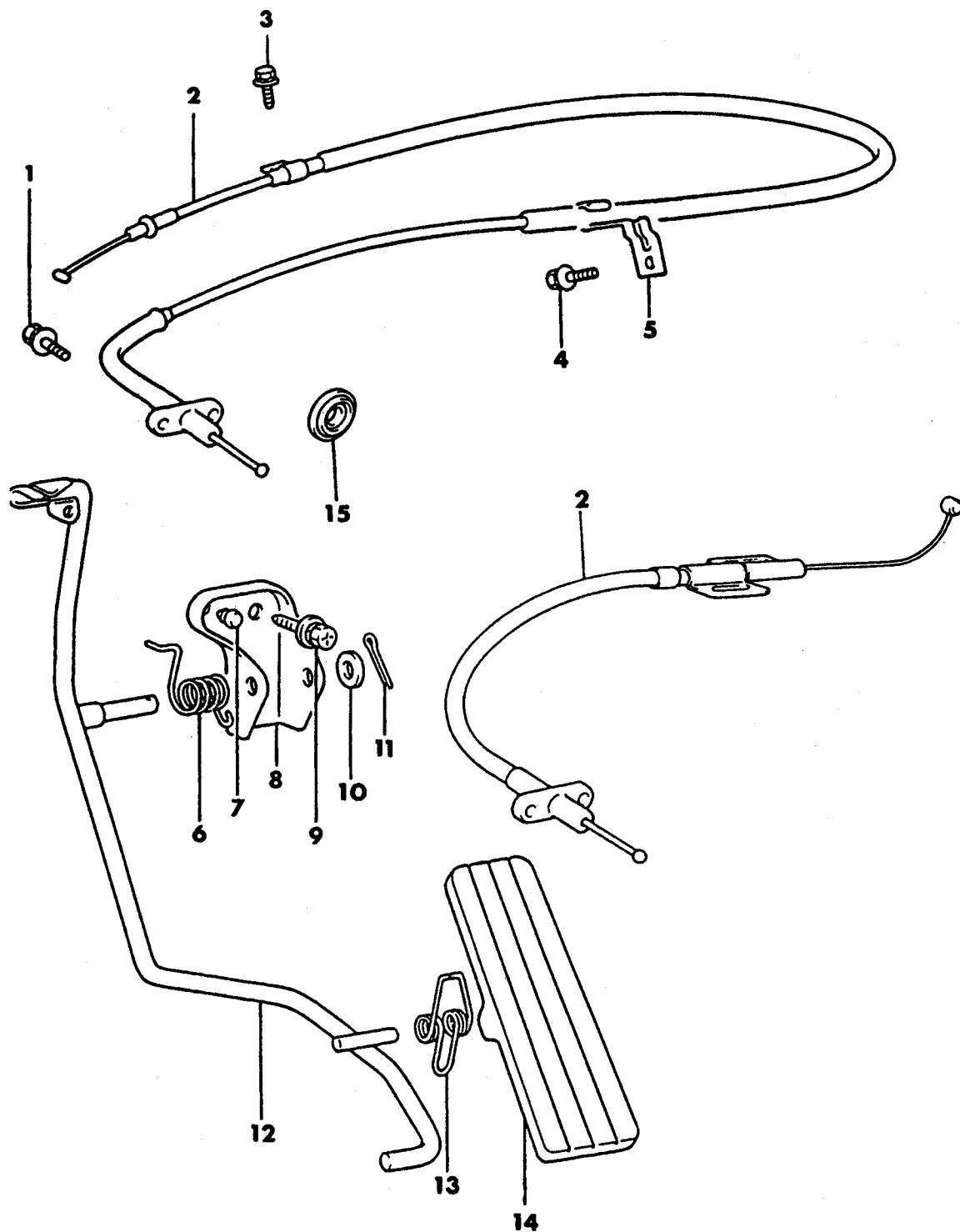
<b>ENGINE:</b>		P=1800 cc	A=2000 cc	<b>TRANS:</b>		A=Automatic
Blank=All		K=1600 cc (w/o Balance Shaft)	F=2600 cc (Car)	Blank=All		M=All Manual
Q=1500 cc		W=2600 cc (Truck)	V=3000 cc			8=4 x 2 Manual
<b>SERIES:</b>		H=High	<b>MODELS:</b>		24 FWD=2-Dr Hatchback (Colt LA=Colt 100/Eagle Vista)	24 RWD=2-Dr Hatchback (Conquest)
L=Low		E=Economy	41 FWD=4-Dr Sedan (Colt LA=Colt 100/Eagle Vista)			24 FWD=2-Dr Hatchback (Colt LC/Colt 200)
M=Medium		P=Premium	45 FWD=4WD=Sta.Wgn. (Colt LA)			41 FWD=4-Dr Sedan (Colt Summit LC/Colt 200)
			H41 FWD=4-Dr Sedan (2000 GTX)			45 FWD=4WD=Sta.Wgn. (Vista)
			27 RWD=4WD=Pickup(Ram 50,Pwr.Ram 50)			27 4WD=Sport Utility (Raider)
NOTE: Colt LA 24-41 models and H41 2000 GTX "are Canada only"						

AR=Use as Required # =New Part Number - =Non Illustrated Part P.A.R.=Paint as Required

NOVEMBER, 1989

ACCELERATOR LINKAGE AND PEDAL  
 27 RAIDER

9714 5900



# 1989 IMPORT PARTS CATALOG

Figure 14-5900  
Illus. Page 14-123

FUEL

ITEM	PART NUMBER	QTY	BODY	MODEL	DESCRIPTION
------	-------------	-----	------	-------	-------------

## ACCELERATOR LINKAGE AND PEDAL 27 RAIDER

1	MS240 022	2			BOLT and WASHER (6x20mm)
2					CABLE
	#MB181 201	1			W Engine (2.6L)
	MB539 311	1			V Engine (3.0L)
3					BOLT and WASHER
	MS240 028	1			W Engine (2.6L) (6x12)
	MF243 623	2			V Engine (3.0L) (6x14)
4	#MF243 649	1			BOLT and WASHER, W Engine (2.6L) (8x16 4T)
5	#MB181 199	1			CLIP, Accelerator W Engine (2.6L)
6					SPRING, Accelerator Arm
	MA152 074	1			w/Automatic Transmission V Engine (3.0L)
	#MB011 387	1			w/Manual Transmission
7	MB539 326	1			STOPPER, Accelerator Arm
8	MB011 397	1			BRACKET, Accelerator
9	MS240 045	2			BOLT and WASHER (8x20mm)
10	#MA152 064	1			WASHER
11	MF472 067	1			PIN, Split (3x20mm)
12	MB356 037	1			ARM, Accelerator
13	MB322 351	1			SPRING, Pedal
14	MB011 432	1			PEDAL, Accelerator
15	MS660 186	1			PLUG

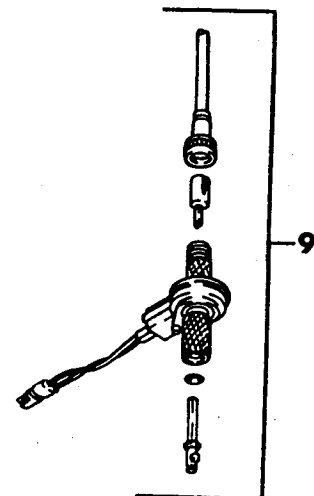
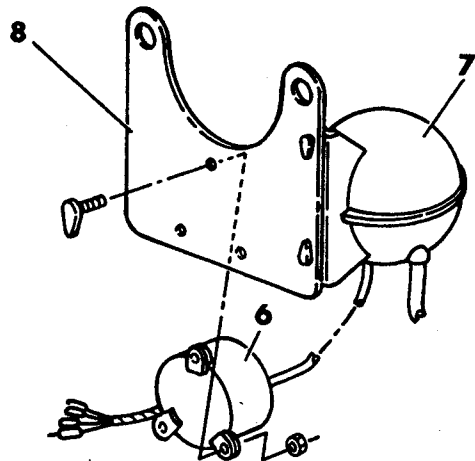
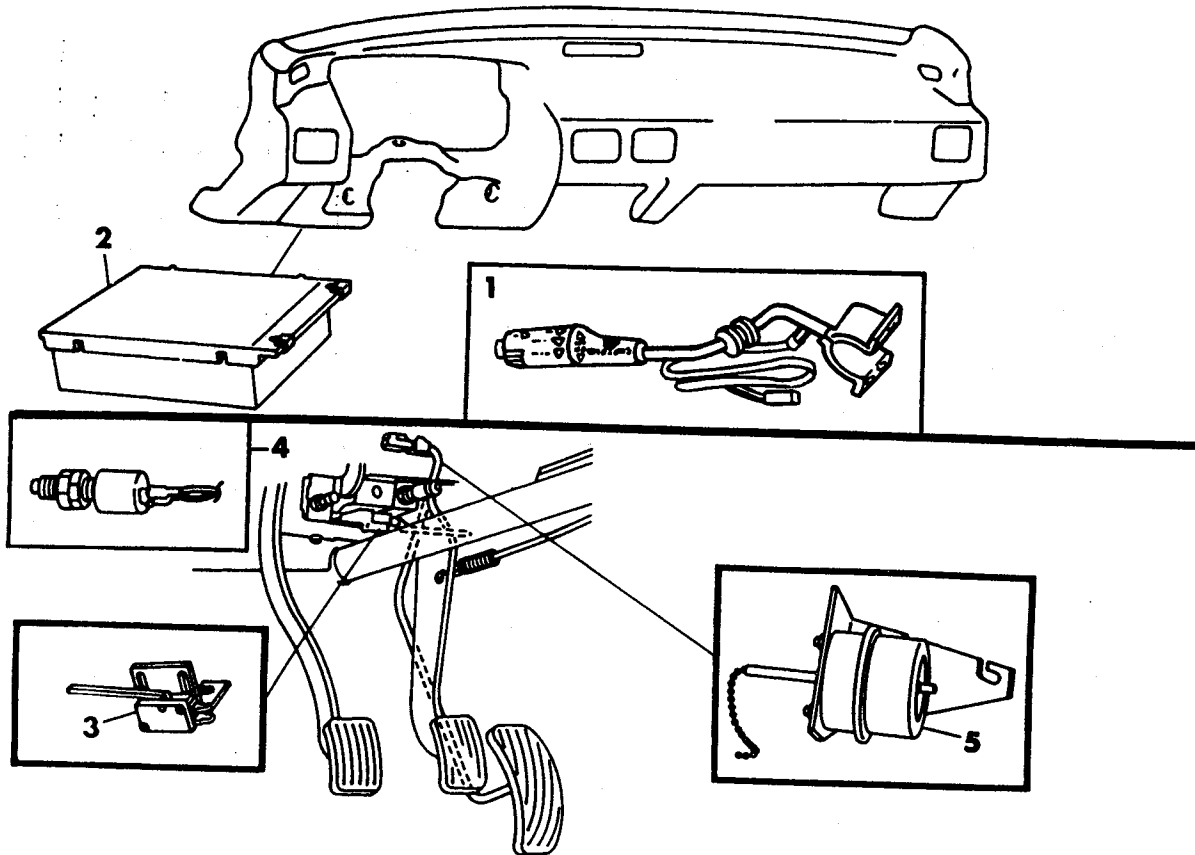
<b>ENGINE:</b>	P=1800 cc	A=2000 cc	<b>TRANS:</b>	A=Automatic
Blank=All	K=1600 cc (w/o Balance Shaft)	F=2600 cc (Car)	Blank=All	M=All Manual
Q=1500 cc	W=2600 cc (Truck)	V=3000 cc		8=4 x 2 Manual
<b>SERIES:</b>	H=High	<b>MODELS:</b>	24 FWD=2-Dr Hatchback (Colt LA=Colt 100/Eagle Vista)	24 RWD=2-Dr Hatchback (Conquest)
L=Low	E=Economy		41 FWD=4-Dr Sedan (Colt LA=Colt 100/Eagle Vista)	24 FWD=2-Dr Hatchback (Colt LC/Colt 200)
M=Medium	P=Premium		45 FWD-4WD=Sta.Wgn. (Colt LA)	41 FWD=4-Dr Sedan (Colt Summit LC/Colt 200)
			H41 FWD=4-Dr Sedan (2000 GTX)	45 FWD-4WD=Sta.Wgn. (Vista)
			27 RWD-4WD=Pickup(Ram 50,Pwr.Ram 50)	27 4WD=Sport Utility (Raider)
			NOTE: Colt LA 24-41 models and H41 2000 GTX "are Canada only"	

AR=Use as Required # =New Part Number — =Non Illustrated Part P.A.R.=Paint as Required

NOVEMBER, 1989

SPEED CONTROL  
RAIDER FIELD INSTALLATION  
2.6L ENGINE ONLY

97146350





# 1989 IMPORT PARTS CATALOG

Figure 14-8350  
Illus. Page 14-135

FUEL

ITEM	PART NUMBER	QTY	BODY	MODEL	DESCRIPTION
------	-------------	-----	------	-------	-------------

## SPEED CONTROL RAIDER FIELD INSTALLATION 2.6L ENGINE ONLY

PKG.A	#4443 086	1			SPEED CONTROL PACKAGE
1	4293 094	1			SWITCH, Lever
2	4293 088	1			MODULE, Electronic
3	4193 578				SWITCH, Brake
4	4318 834	1			SWITCH, Clutch
5	4443 089	1			SERVO
6	4339 377	1			BODY, Valve
7	4339 376	1			RESERVOIR
8		1			BRACKET (not serviced)
9	4443 088	1			SENSOR, Speed

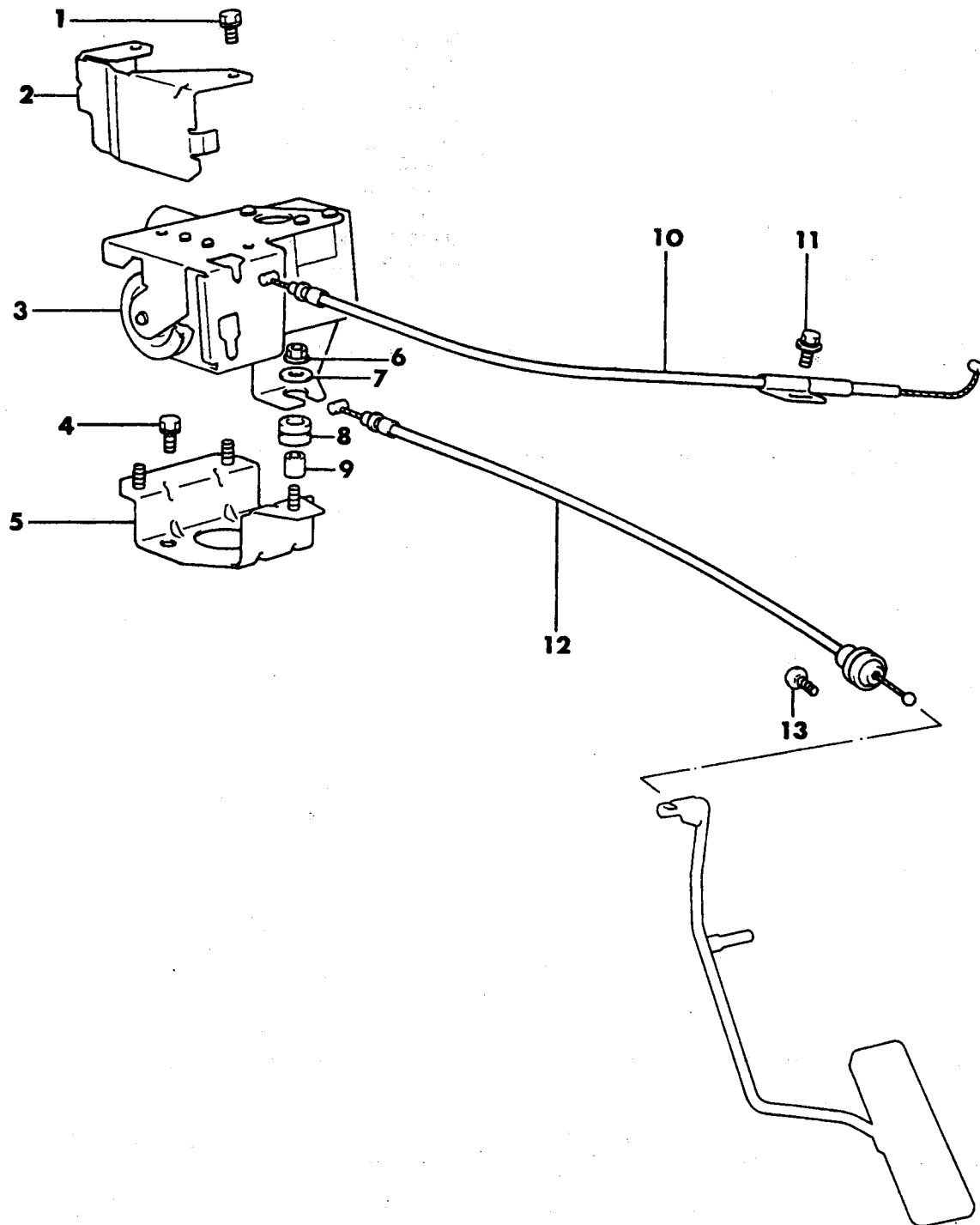
<b>ENGINE:</b>	P=1800 cc	A=2000 cc	<b>TRANS:</b>	A=Automatic
Blank=All	K=1600 cc (w/o Balance Shaft)	F=2600 cc (Car)	Blank=All	M=All Manual
Q=1500 cc	W=2600 cc (Truck)	V=3000 cc		8=4 x 2 Manual
<b>SERIES:</b>	H=High	<b>MODELS:</b>	24 FWD=2-Dr Hatchback (Colt LA=Colt 100/Eagle Vista)	24 RWD=2-Dr Hatchback (Conquest)
L=Low	E=Economy		41 FWD=4-Dr Sedan (Colt LA=Colt 100/Eagle Vista)	24 FWD=2-Dr Hatchback (Colt LC/Colt 200)
M=Medium	P=Premium		45 FWD-4WD=Sta.Wgn. (Colt LA)	41 FWD=4-Dr Sedan (Colt Summit LC/Colt 200)
			H41 FWD=4-Dr Sedan (2000 GTX)	45 FWD-4WD=Sta.Wgn. (Vista)
			27 RWD-4WD=Pickup(Ram 50,Pwr.Ram 50)	27 4WD=Sport Utility (Raider)
			NOTE: Colt LA 24-41 models and H41 2000 GTX "are Canada only"	

AR=Use as Required # =New Part Number -- =Non Illustrated Part P.A.R.=Paint as Required

NOVEMBER, 1989

9714 6400

SPEED CONTROL - V ENGINE (3.0L)  
FACTORY INSTALLATION  
27 RAIDER



# 1989 IMPORT PARTS CATALOG

Figure 14-6400  
Illus. Page 14-137

FUEL

ITEM	PART NUMBER	QTY	BODY	MODEL	DESCRIPTION
------	-------------	-----	------	-------	-------------

## SPEED CONTROL - V ENGINE (3.0L) FACTORY INSTALLATION 27 RAIDER

1	MF240 022	2			BOLT and WASHER (6x10 4T)
2	MB539 325	1			PROTECTOR, Actuator
3	MB539 320	1			ACTUATOR, Control
4	#MF240 049	3			BOLT and WASHER (8x12 4T)
5	MB539 315	1			BRACKET, Actuator
6	MS440 502	3			NUT and WASHER (6)
7	#MF450 153	3			WASHER, Plain (6)
8	MB322 032	3			CUSHION, Vacuum Pump Mounting
9	MB322 033	3			SPACER (8x9.5)
10	MB539 314	1			CABLE, Control
11	MF243 623	2			BOLT, w/Manual Transmission (6x14)
12	MB539 313	1			CABLE, Control
13	#MB274 778	2			PLUG

<b>ENGINE:</b>	P=1800 cc	A=2000 cc	<b>TRANS:</b>	A=Automatic
Blank=All	K=1600 cc (w/o Balance Shaft)	F=2600 cc (Car)	Blank=All	M=All Manual
Q=1500 cc	W=2600 cc (Truck)	V=3000 cc		8=4 x 2 Manual
<b>SERIES:</b>	H=High	<b>MODELS:</b>	24 FWD=2-Dr Hatchback (Colt LA=Colt 100/Eagle Vista)	24 RWD=2-Dr Hatchback (Conquest)
L=Low	E=Economy		41 FWD=4-Dr Sedan (Colt LA=Colt 100/Eagle Vista)	24 FWD=2-Dr Hatchback (Colt LC/Colt 200)
M=Medium	P=Premium		45 FWD=4WD=Sta.Wgn. (Colt LA)	41 FWD=4-Dr Sedan (Colt Summit LC/Colt 200)
			H41 FWD=4-Dr Sedan (2000 GTX)	45 FWD=4WD=Sta.Wgn. (Vista)
			27 RWD=4WD=Pickup(Ram 50,Pwr.Ram 50)	27 4WD=Sport Utility (Raider)
			NOTE: Colt LA 24-41 models and H41 2000 GTX "are Canada only"	

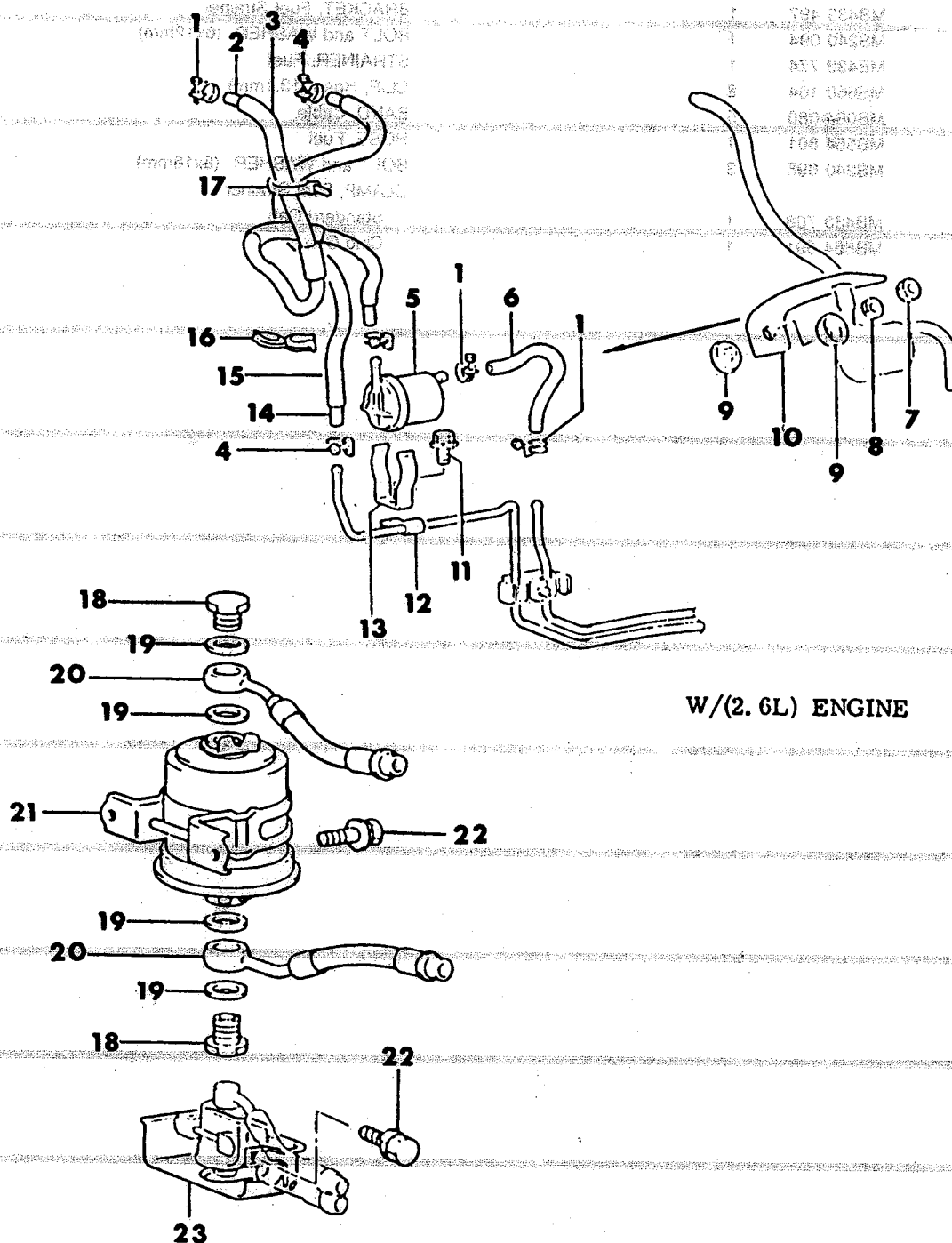
AR=Use as Required # =New Part Number - =Non Illustrated Part P.A.R.=Paint as Required

NOVEMBER, 1989

9714 7200

FUEL FILTERS  
 27. RAIDER

MAX POWER RAMP



W/(2.6L) ENGINE

V/(3.0L) ENGINE

MODEL	ENGINE	YEAR	NOTE
24 FWD - 5-Dr Hatchback (Coil LA) 100% V6 (V6)	2.6L	1988-89	
41 FWD - 4-Dr Sedan (Coil LA) 100% V6 (V6)	2.6L	1988-89	
42 FWD - 4-Dr Sedan (Coil LA) 100% V6 (V6)	2.6L	1988-89	
43 FWD - 4-Dr Sedan (Coil LA) 100% V6 (V6)	2.6L	1988-89	
44 FWD - 4-Dr Sedan (Coil LA) 100% V6 (V6)	2.6L	1988-89	
45 FWD - 4-Dr Sedan (Coil LA) 100% V6 (V6)	2.6L	1988-89	
46 FWD - 4-Dr Sedan (Coil LA) 100% V6 (V6)	2.6L	1988-89	
47 FWD - 4-Dr Sedan (Coil LA) 100% V6 (V6)	2.6L	1988-89	
48 FWD - 4-Dr Sedan (Coil LA) 100% V6 (V6)	2.6L	1988-89	
49 FWD - 4-Dr Sedan (Coil LA) 100% V6 (V6)	2.6L	1988-89	
50 FWD - 4-Dr Sedan (Coil LA) 100% V6 (V6)	2.6L	1988-89	
51 FWD - 4-Dr Sedan (Coil LA) 100% V6 (V6)	2.6L	1988-89	
52 FWD - 4-Dr Sedan (Coil LA) 100% V6 (V6)	2.6L	1988-89	
53 FWD - 4-Dr Sedan (Coil LA) 100% V6 (V6)	2.6L	1988-89	
54 FWD - 4-Dr Sedan (Coil LA) 100% V6 (V6)	2.6L	1988-89	
55 FWD - 4-Dr Sedan (Coil LA) 100% V6 (V6)	2.6L	1988-89	
56 FWD - 4-Dr Sedan (Coil LA) 100% V6 (V6)	2.6L	1988-89	
57 FWD - 4-Dr Sedan (Coil LA) 100% V6 (V6)	2.6L	1988-89	
58 FWD - 4-Dr Sedan (Coil LA) 100% V6 (V6)	2.6L	1988-89	
59 FWD - 4-Dr Sedan (Coil LA) 100% V6 (V6)	2.6L	1988-89	
60 FWD - 4-Dr Sedan (Coil LA) 100% V6 (V6)	2.6L	1988-89	
61 FWD - 4-Dr Sedan (Coil LA) 100% V6 (V6)	2.6L	1988-89	
62 FWD - 4-Dr Sedan (Coil LA) 100% V6 (V6)	2.6L	1988-89	
63 FWD - 4-Dr Sedan (Coil LA) 100% V6 (V6)	2.6L	1988-89	
64 FWD - 4-Dr Sedan (Coil LA) 100% V6 (V6)	2.6L	1988-89	
65 FWD - 4-Dr Sedan (Coil LA) 100% V6 (V6)	2.6L	1988-89	
66 FWD - 4-Dr Sedan (Coil LA) 100% V6 (V6)	2.6L	1988-89	
67 FWD - 4-Dr Sedan (Coil LA) 100% V6 (V6)	2.6L	1988-89	
68 FWD - 4-Dr Sedan (Coil LA) 100% V6 (V6)	2.6L	1988-89	
69 FWD - 4-Dr Sedan (Coil LA) 100% V6 (V6)	2.6L	1988-89	
70 FWD - 4-Dr Sedan (Coil LA) 100% V6 (V6)	2.6L	1988-89	
71 FWD - 4-Dr Sedan (Coil LA) 100% V6 (V6)	2.6L	1988-89	
72 FWD - 4-Dr Sedan (Coil LA) 100% V6 (V6)	2.6L	1988-89	
73 FWD - 4-Dr Sedan (Coil LA) 100% V6 (V6)	2.6L	1988-89	
74 FWD - 4-Dr Sedan (Coil LA) 100% V6 (V6)	2.6L	1988-89	
75 FWD - 4-Dr Sedan (Coil LA) 100% V6 (V6)	2.6L	1988-89	
76 FWD - 4-Dr Sedan (Coil LA) 100% V6 (V6)	2.6L	1988-89	
77 FWD - 4-Dr Sedan (Coil LA) 100% V6 (V6)	2.6L	1988-89	
78 FWD - 4-Dr Sedan (Coil LA) 100% V6 (V6)	2.6L	1988-89	
79 FWD - 4-Dr Sedan (Coil LA) 100% V6 (V6)	2.6L	1988-89	
80 FWD - 4-Dr Sedan (Coil LA) 100% V6 (V6)	2.6L	1988-89	
81 FWD - 4-Dr Sedan (Coil LA) 100% V6 (V6)	2.6L	1988-89	
82 FWD - 4-Dr Sedan (Coil LA) 100% V6 (V6)	2.6L	1988-89	
83 FWD - 4-Dr Sedan (Coil LA) 100% V6 (V6)	2.6L	1988-89	
84 FWD - 4-Dr Sedan (Coil LA) 100% V6 (V6)	2.6L	1988-89	
85 FWD - 4-Dr Sedan (Coil LA) 100% V6 (V6)	2.6L	1988-89	
86 FWD - 4-Dr Sedan (Coil LA) 100% V6 (V6)	2.6L	1988-89	
87 FWD - 4-Dr Sedan (Coil LA) 100% V6 (V6)	2.6L	1988-89	
88 FWD - 4-Dr Sedan (Coil LA) 100% V6 (V6)	2.6L	1988-89	
89 FWD - 4-Dr Sedan (Coil LA) 100% V6 (V6)	2.6L	1988-89	
90 FWD - 4-Dr Sedan (Coil LA) 100% V6 (V6)	2.6L	1988-89	
91 FWD - 4-Dr Sedan (Coil LA) 100% V6 (V6)	2.6L	1988-89	
92 FWD - 4-Dr Sedan (Coil LA) 100% V6 (V6)	2.6L	1988-89	
93 FWD - 4-Dr Sedan (Coil LA) 100% V6 (V6)	2.6L	1988-89	
94 FWD - 4-Dr Sedan (Coil LA) 100% V6 (V6)	2.6L	1988-89	
95 FWD - 4-Dr Sedan (Coil LA) 100% V6 (V6)	2.6L	1988-89	
96 FWD - 4-Dr Sedan (Coil LA) 100% V6 (V6)	2.6L	1988-89	
97 FWD - 4-Dr Sedan (Coil LA) 100% V6 (V6)	2.6L	1988-89	
98 FWD - 4-Dr Sedan (Coil LA) 100% V6 (V6)	2.6L	1988-89	
99 FWD - 4-Dr Sedan (Coil LA) 100% V6 (V6)	2.6L	1988-89	
100 FWD - 4-Dr Sedan (Coil LA) 100% V6 (V6)	2.6L	1988-89	

# 1989 IMPORT PARTS CATALOG

Figure 14-7200  
Illus. Page 14-153

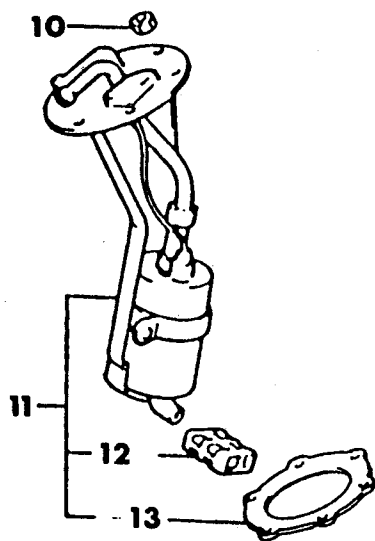
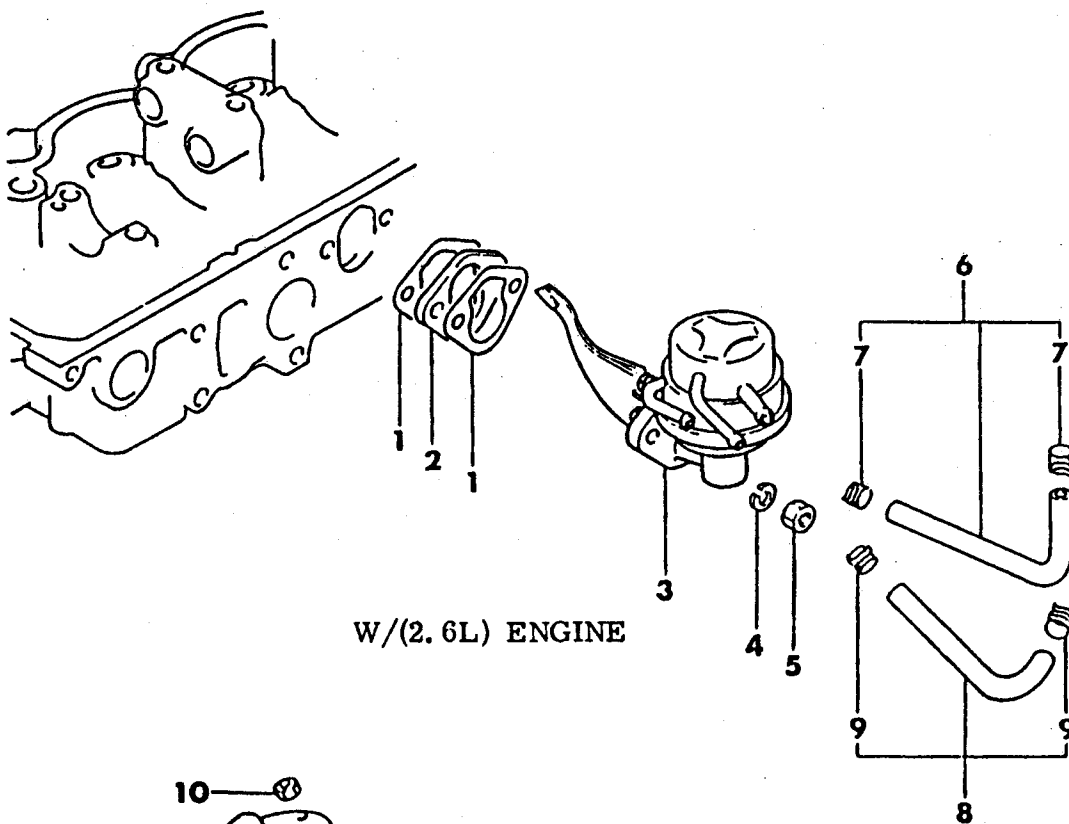
## FUEL

ITEM	PART NUMBER	QTY	BODY	MODEL	DESCRIPTION
FUEL FILTERS					
27 RAIDER					
1	MS661 006	4			CLAMP, Hose (15mm)
2	MS622 899	1			HOSE, Fuel (8x670mm)
3	MB348 324	1			TUBE, Protector
4	MS660 004	2			CLAMP, Hose (13mm)
5	MB129 591	1			STRAINER, Fuel
6	MB554 490	1			HOSE, Fuel
7	MF430 005	1			NUT (8mm)
8	MF450 405	1			WASHER, Spring (8mm)
9	#MB129 018	2			WASHER
10	MB247 289	1			PLATE, Rubber
11	MF243 623	1			BOLT and WASHER (6x14mm)
12	MB125 379	1			CLIP
13	MB129 610	1			CLAMP, Fuel Strainer
14	MS622 599	1			HOSE, Fuel (6x470mm)
15	MB133 481	1			TUBE, Soft Vinyl (L=400mm)
16	MB166 383	2			CLIP (18-16mm)
17		1			BAND, Cable (not serviced)
18	MS650 013	2			EYEBOLT (12x25)
19	MF660 064	4			GASKET (12)
20	#MB554 868	2			HOSE, High Pressure
21	MB504 752	1			FILTER
22	MS240 125	5			BOLT and WASHER (8x20 4T)
23	MB554 877	1			PROTECTOR, Filter

<b>ENGINE:</b>		P=1800 cc	A=2000 cc	<b>TRANS:</b>	A=Automatic
Blank=All		K=1600 cc (w/o Balance Shaft)	F=2600 cc (Car)	Blank=All	M=All Manual
Q=1500 cc		W=2600 cc (Truck)	V=3000 cc		8=4 x 2 Manual
<b>SERIES:</b>	H=High	<b>MODELS:</b>		24 FWD=2-Dr Hatchback (Colt LA=Colt 100/Eagle Vista)	24 RWD=2-Dr Hatchback (Conquest)
L=Low	E=Economy	41 FWD=4-Dr Sedan (Colt LA=Colt 100/Eagle Vista)		24 FWD=2-Dr Hatchback (Colt LC/Colt 200)	
M=Medium	P=Premium	45 FWD=4WD=Sta.Wgn. (Colt LA)		41 FWD=4-Dr Sedan (Colt Summit LC/Colt 200)	
		H41 FWD=4-Dr Sedan (2000 GTX)		45 FWD=4WD=Sta.Wgn. (Vista)	
		27 RWD=4WD=Pickup(Ram 50,Pwr.Ram 50)		27 4WD=Sport Utility (Raider)	
		NOTE: Colt LA 24-41 models and H41 2000 GTX "are Canada only"			

9714 8100

FUEL PUMP  
27 RAIDER



# 1989 IMPORT PARTS CATALOG

Figure 14-8100  
Illus. Page 14-171

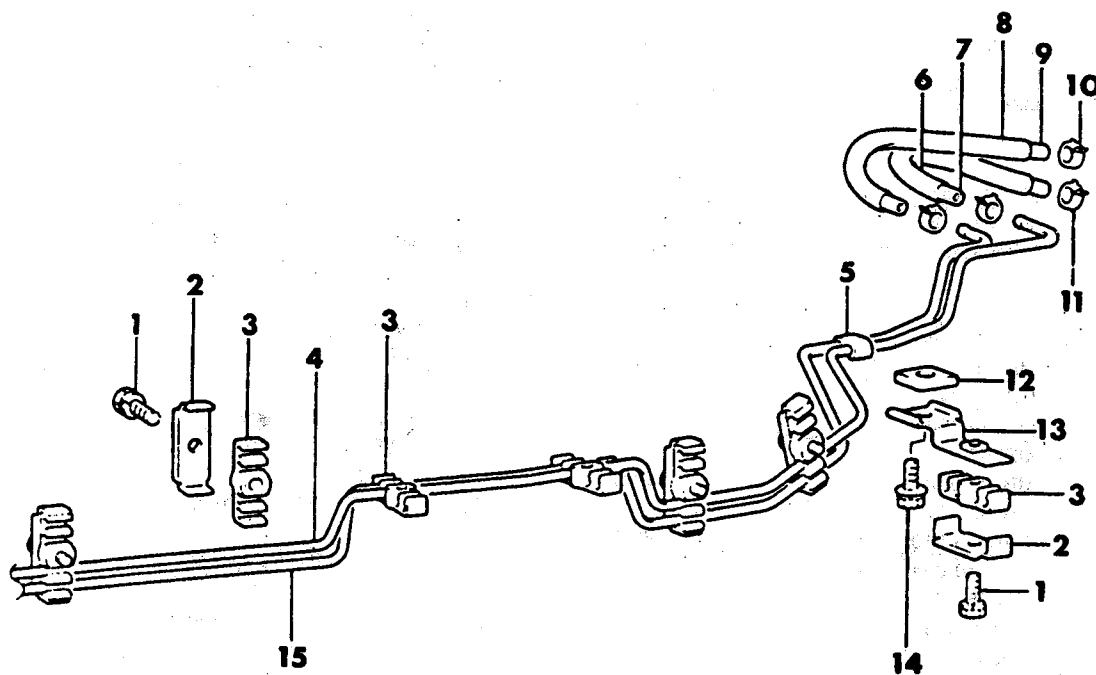
## FUEL

ITEM	PART NUMBER	QTY	BODY	MODEL	DESCRIPTION
FUEL PUMP 27 RAIDER					
1	MD023 388	2			GASKET, Fuel Pump
2	MD023 389	1			INSULATOR, Fuel Pump
3	MD138 586	1			PUMP, Fuel
4	MF450 405	2			WASHER, Spring ( 8mm)
5	MF430 005	2			NUT (8mm)
6	MD027 370	1			HOSE, w/Clip, Fuel
7	MS660 236	2			CLIP, Hose (11mm)
8	MD111 066	1			HOSE, w/Clip
9	MS660 236	2			CLIP, Hose (11mm)
10	MS440 501	9			NUT and WASHER (5)
11	MB598 094	1			PUMP, Fuel
12	MB400 814	1			FILTER, White
13	MB400 461	1			GASKET, Fuel Tank Piping

<b>ENGINE:</b>	P=1800 cc	A=2000 cc	<b>TRANS:</b>	A=Automatic
Blank=All	K=1600 cc (w/o Balance Shaft)	F=2600 cc (Car)	Blank=All	M=All Manual
Q=1500 cc	W=2800 cc (Truck)	V=3000 cc		8=4 x 2 Manual
<b>SERIES:</b>	H=High	<b>MODELS:</b>	24 FWD=2-Dr Hatchback (Colt LA=Colt 100/Eagle Vista)	24 RWD=2-Dr Hatchback (Conquest)
L=Low	E=Economy		41 FWD=4-Dr Sedan (Colt LA=Colt 100/Eagle Vista)	24 FWD=2-Dr Hatchback (Colt LC/Colt 200)
M=Medium	P=Premium		45 FWD=4WD=Sta.Wgn. (Colt LA)	41 FWD=4-Dr Sedan (Colt Summit LC/Colt 200)
			H41 FWD=4-Dr Sedan (2000 GTX)	45 FWD=4WD=Sta.Wgn. (Vista)
			27 RWD=4WD=Pickup(Ram 50,Pwr.Ram 50)	27 4WD=Sport Utility (Raider)
			NOTE: Colt LA 24-41 models and H41 2000 GTX "are Canada only"	

9714 9000

FUEL LINES  
W ENGINE (2.6L)  
27 RAIDER





# 1989 IMPORT PARTS CATALOG

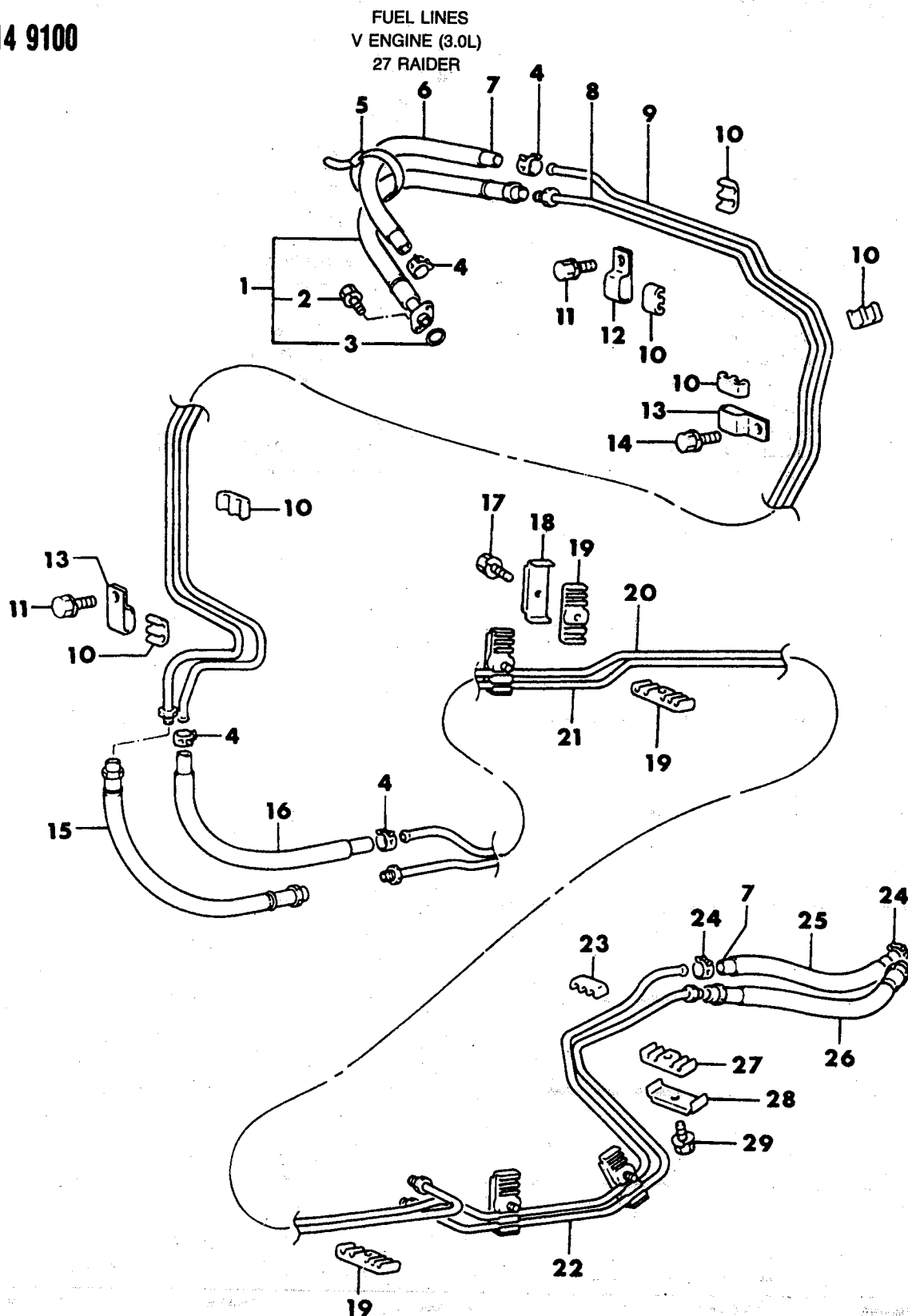
Figure 14-9000  
Illus. Page 14-189

## FUEL

ITEM	PART NUMBER	QTY	BODY	MODEL	DESCRIPTION
FUEL LINES W ENGINE (2.6L) 27 RAIDER					
1	MS240 083	6			BOLT and WASHER (6x25mm)
2	MB129 884	6			SUPPORT, Clip
3	MB129 930	8			CLIP, Fuel and Brake Pipe
4	MB247 250	1			PIPE, Main
5	MB181 581	1			CLIP
6	MB032 792	1			TUBE, Soft Vinyl (L=200mm)
7	MS622 899	1			HOSE, Fuel (8x240mm)
8	MB044 005	1			TUBE, Soft Vinyl (L=200mm)
9	MS622 599	1			HOSE, Fuel (6x230mm)
10	MS660 163	2			CLIP, Hose (11.6mm)
11	MS660 164	2			CLIP, Hose (13.1mm)
12	MJM03 409	1			SPACER, Fuel Tank
13	MB247 268	1			BRACKET
14	MS240 122	1			BOLT and WASHER (6x20mm)
15	MB247 251	1			PIPE, Fuel Return

<b>ENGINE:</b>		P=1800 cc	A=2000 cc	<b>TRANS:</b>	A=Automatic
Blank=All		K=1600 cc (w/o Balance Shaft)	F=2600 cc (Car)	Blank=All	M=All Manual
Q=1500 cc		W=2600 cc (Truck)	V=3000 cc		8=4 x 2 Manual
<b>SERIES:</b>	H=High	<b>MODELS:</b>	24 FWD=2-Dr Hatchback (Colt LA=Colt 100/Eagle Vista)	24 RWD=2-Dr Hatchback (Conquest)	
L=Low	E=Economy		41 FWD=4-Dr Sedan (Colt LA=Colt 100/Eagle Vista)	24 FWD=2-Dr Hatchback (Colt LC/Colt 200)	
M=Medium	P=Premium		45 FWD-4WD=Sta.Wgn. (Colt LA)	41 FWD=4-Dr Sedan (Colt Summit LC/Colt 200)	
			H41 FWD=4-Dr Sedan (2000 GTX)	45 FWD-4WD=Sta.Wgn. (Vista)	
			27 RWD-4WD=Pickup(Ram 50,Pwr.Ram 50)	27 4WD=Sport Utility (Raider)	
			NOTE: Colt LA 24-41 models and H41 2000 GTX "are Canada only"		

9714 9100



# 1989 IMPORT PARTS CATALOG

Figure 14-9100  
Illus. Page 14-191

## FUEL

ITEM	PART NUMBER	QTY	BODY	MODEL	DESCRIPTION
FUEL LINES					
V ENGINE (3.0L)					
27 RAIDER					
1	#MB554 880	1			HOSE, High Pressure
2	#MS240 036	2			BOLT and WASHER (5x12)
3	MB554 315	1			O-RING, Fuel Line
4	MB503 823	2			CLIP, Hose (12)
5		1			BAND, Cable (not serviced)
6	MS605 899	1			HOSE, Fuel Return Line (8x320)
7	MB133 481	2			TUBE, Soft Vinyl (14.5x260)
8	MB554 874	1			TUBE, Fuel Main (F)
9	MB554 875	1			PIPE, Fuel Return
10	MB181 580	7			CLIP
11	MF140 022	3			BOLT and WASHER (8x16 4T)
12	MB554 876	1			CLIP, Fuel Line
13	MB220 876	3			CLIP
14	MF240 050	1			BOLT and WASHER (8x144T)
15	#MB554 879	1			HOSE, High Pressure
16	MB133 481	1			TUBE, Soft Vinyl (14.5x200)
17	#MS240 084	4			BOLT and WASHER (6x30 4T)
18	MB554 176	4			HOLDER, Tube Clip
19	MB433 050	6			CLIP, Tube
20	MB554 904	1			PIPE, Fuel Return
21	MB595 423	1			TUBE, Fuel Main
22	MB554 900	1			TUBE, Fuel Main
23	MB329 774	1			CLAMP, Fuel Line
24	MS660 175	2			CLIP, Hose (12.5)
25	MS605 899	2			HOSE, Fuel (8x260)
26	#MB554 920	1			HOSE, High Pressure
27	MB129 931	1			CLIP, Fuel Line
28	MB129 884	1			BRACKET
29	#MS240 083	1			BOLT and WASHER (6x25 4T)

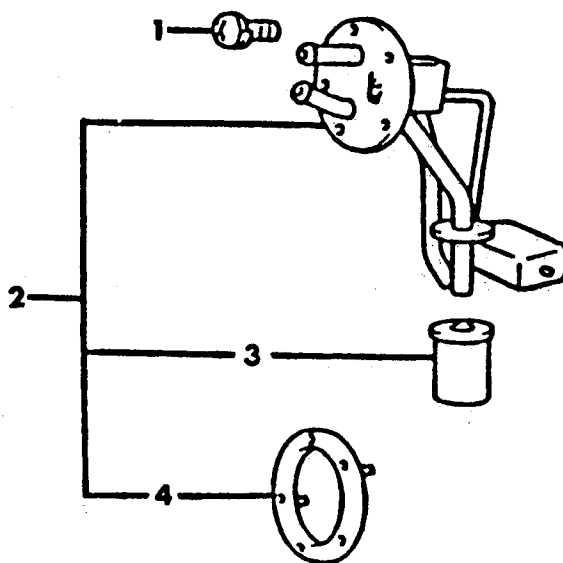
<b>ENGINE:</b>		P=1800 cc	A=2000 cc	<b>TRANS:</b>		A=Automatic
Blank=All		K=1600 cc (w/o Balance Shaft)	F=2600 cc (Car)	Blank=All		M=All Manual
Q=1500 cc		W=2600 cc (Truck)	V=3000 cc			8=4 x 2 Manual
<b>SERIES:</b>		H=High	<b>MODELS:</b>		24 FWD=2-Dr Hatchback (Conquest)	24 RWD=2-Dr Hatchback (Conquest)
L=Low		E=Economy	41 FWD=4-Dr Sedan (Colt LA=Colt 100/Eagle Vista)		24 FWD=2-Dr Hatchback (Colt LC/Colt 200)	41 FWD=4-Dr Sedan (Colt Summit LC/Colt 200)
M=Medium		P=Premium	45 FWD-4WD=Sta.Wgn. (Colt LA)		41 FWD=4-Dr Sedan (Colt Summit LC/Colt 200)	45 FWD-4WD=Sta.Wgn. (Vista)
			H41 FWD=4-Dr Sedan (2000 GTX)		27 RWD-4WD=Sport Utility (Raider)	
			27 RWD-4WD=Pickup(Ram 50,Pwr.Ram 50)			
			NOTE: Colt LA 24-41 models and H41 2000 GTX "are Canada only"			

AR=Use as Required # =New Part Number — =Non Illustrated Part P.A.R.=Paint as Required

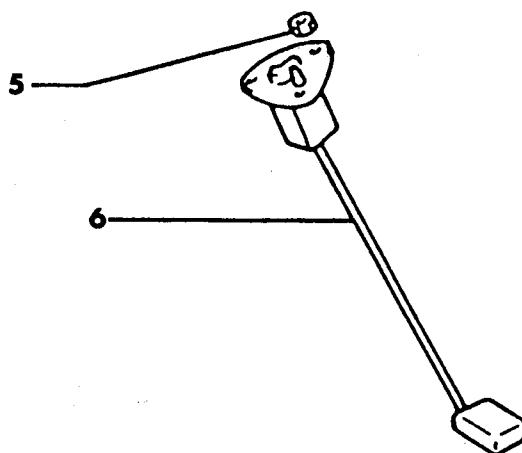
NOVEMBER, 1989

9714 10000

FUEL TANK SENDING UNIT  
27 RAIDER



W(2.6L) ENGINE



V(3.0L) ENGINE

# 1989 IMPORT PARTS CATALOG

Figure 14-10000  
Illus. Page 14-209

## FUEL

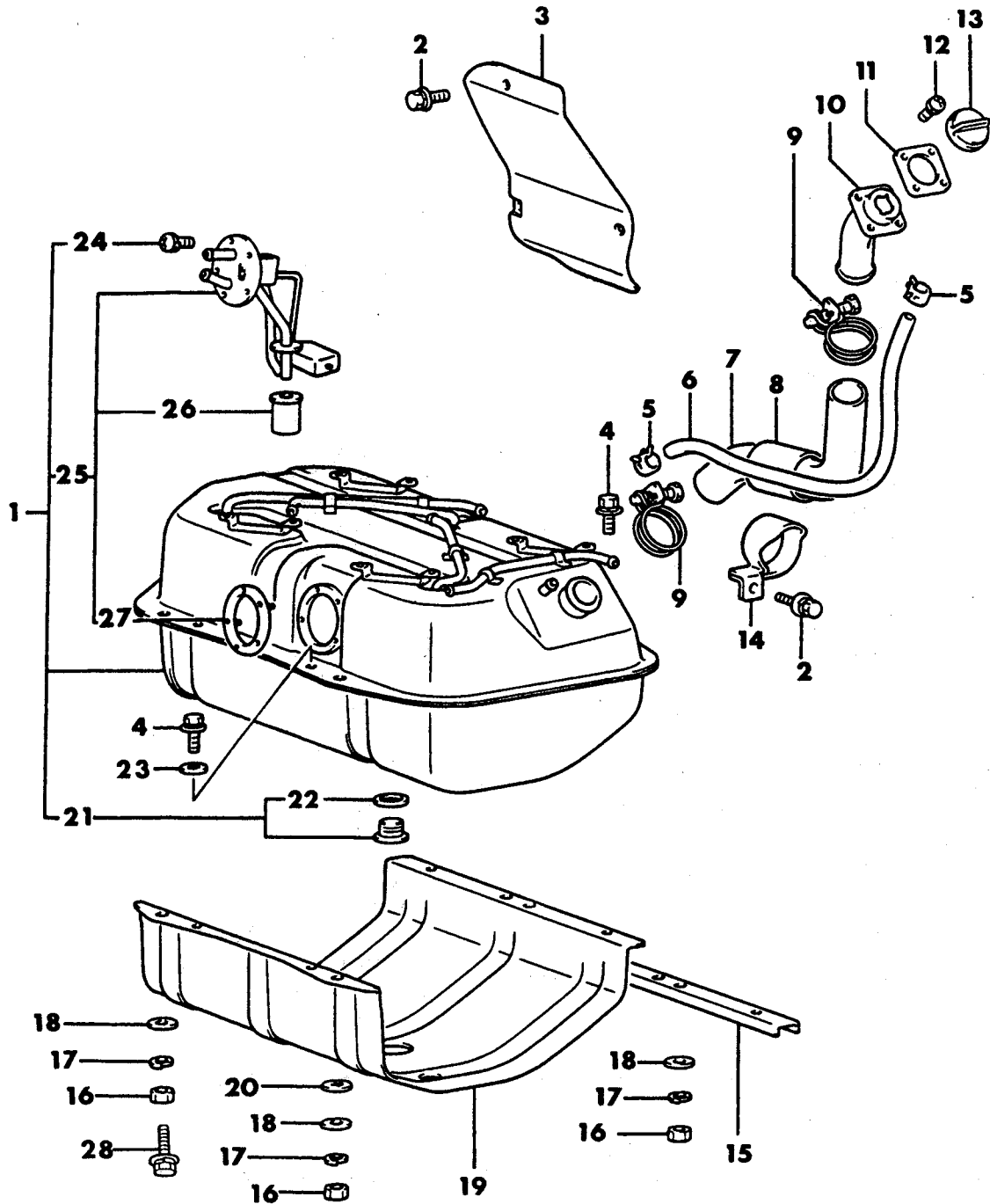
ITEM	PART NUMBER	QTY	BODY	MODEL	DESCRIPTION
------	-------------	-----	------	-------	-------------

### FUEL TANK SENDING UNIT 27 RAIDER

1	#MF350 024	5			SCREW and WASHER (4x10)
2	MB527 775	1			GAUGE, Fuel Tank
3	MB129 895	1			FILTER, Fuel
4	MB129 548	1			GASKET, Fuel Filter
5	MS440 501	9			NUT and WASHER (5)
6	MB571 768	1			GAUGE, Fuel

<b>ENGINE:</b>		P=1800 cc	A=2000 cc	<b>TRANS:</b>		A=Automatic
Blank=All		K=1600 cc (w/o Balance Shaft)	F=2600 cc (Car)	Blank=All		M=All Manual
Q=1500 cc		W=2600 cc (Truck)	V=3000 cc			8=4 x 2 Manual
<b>SERIES:</b>		H=High	<b>MODELS:</b>		24 FWD=2-Dr Hatchback (Colt LA=Colt 100/Eagle Vista)	24 RWD=2-Dr Hatchback (Conquest)
L=Low		E=Economy	41 FWD=4-Dr Sedan (Colt LA=Colt 100/Eagle Vista)		24 FWD=2-Dr Hatchback (Colt LC/Colt 200)	
M=Medium		P=Premium	45 FWD=4WD=Sta.Wgn. (Colt LA)		41 FWD=4-Dr Sedan (Colt Summit LC/Colt 200)	
			H41 FWD=4-Dr Sedan (2000 GTX)		45 FWD=4WD=Sta.Wgn. (Vista)	
			27 RWD=4WD=Pickup(Ram 50,Pwr.Ram 50)		27 4WD=Sport Utility (Raider)	
NOTE: Colt LA 24-41 models and H41 2000 GTX "are Canada only"						

9714 11100A

FUEL TANK  
W ENGINE (2.6L)  
27 RAIDER

# 1989 IMPORT PARTS CATALOG

Figure 14-11100

Illus. Page 14-231

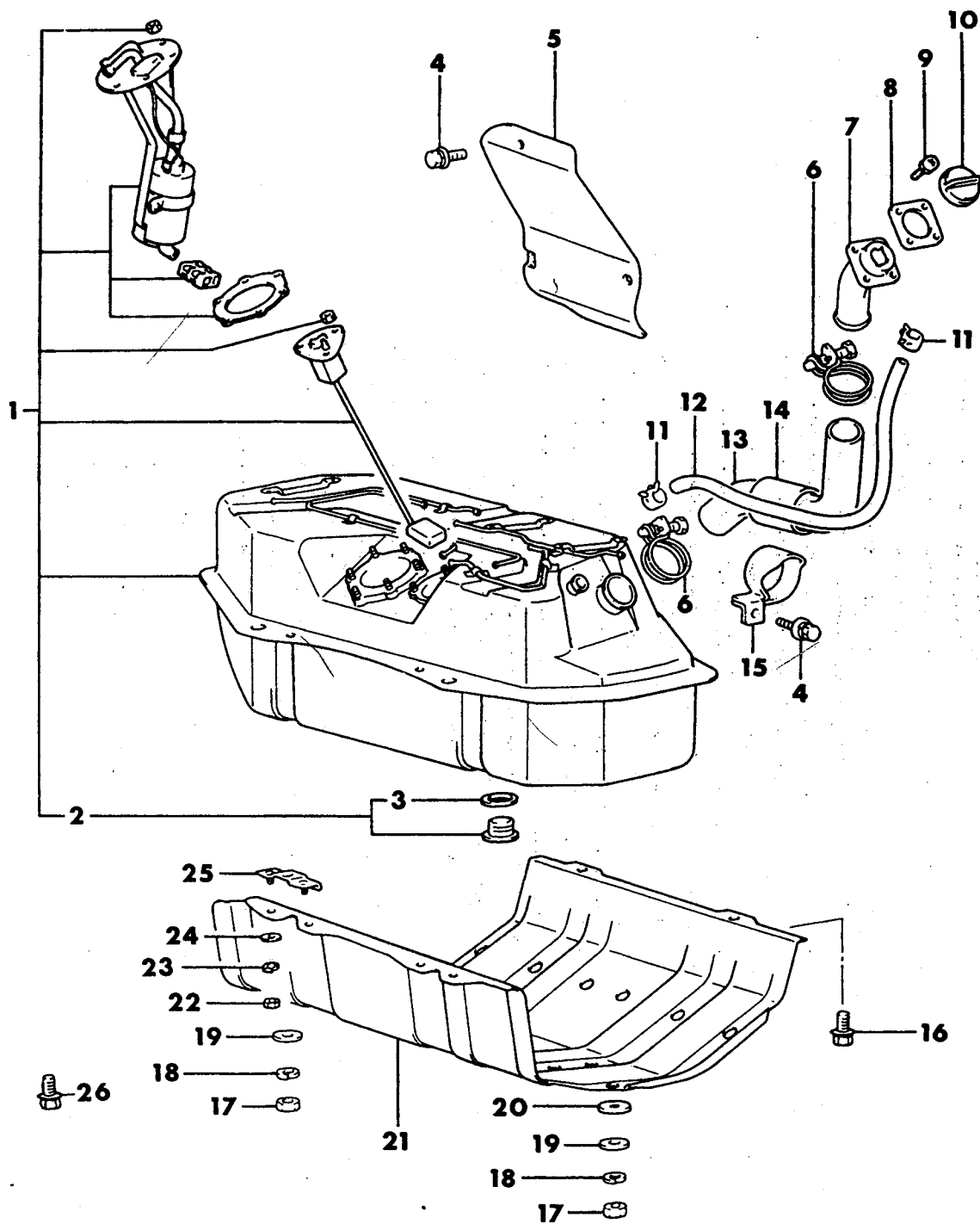
## FUEL

ITEM	PART NUMBER	QTY	BODY	MODEL	DESCRIPTION
FUEL TANK W ENGINE (2.6L) 27 RAIDER					
1	MB554 425	1			TANK, Fuel
2	MS240 121	4			BOLT and WASHER (6x16mm)
3	MB329 418	1			PROTECTOR, Filler Hose
4	MS240 125	4			BOLT and WASHER (8x20mm)
5	MS660 166	2			CLIP, Hose (15.5mm)
6	#MS605 599	1			HOSE, Vapor (11x500mm)
7	MB348 056	1			HOSE, Filler
8	MB129 146	1			TUBE, Soft Vinyl
9	MF661 028	2			CLAMP, Hose (60mm)
10	MB504 621	1			TUBE, Filler
11	MA152 319	1			PACKING, Fuel Tank
12	MB400 513	4			SCREW and WASHER
13	MB400 395	1			CAP, Fuel Tank
14	MB247 237	1			CLAMP
15	MB247 210	1			REINFORCEMENT
16	MF430 006	4			NUT, use up to 9/88 (10mm)
17	MF450 406	4			WASHER, Spring use up to 9/88 (10mm)
18	MF450 006	4			WASHER, Plain use up to 9/88 (10mm)
19	MB348 053	1			PROTECTOR, Fuel Tank
20	MF450 886				WASHER, Tooth (10mm)
21	MB075 290	1			PLUG, Drain
22	MT199 415	1			PACKING
23	MF450 885	1			WASHER, Tooth (8mm)
24	#MF350 024	5			SCREW and WASHER
25	MB527 775	1			GAUGE, Fuel Tank
26	MB129 895	1			FILTER, Fuel
27	MB129 548	1			GASKET, Fuel Filter
28	MS240 130	4			BOLT and WASHER (10x30) after 10/88

<b>ENGINE:</b>		P=1800 cc	A=2000 cc	<b>TRANS:</b>	A=Automatic
Blank=All		K=1600 cc (w/o Balance Shaft)	F=2600 cc (Car)	Blank=All	M=All Manual
Q=1500 cc		W=2600 cc (Truck)	V=3000 cc		8=4 x 2 Manual
<b>SERIES:</b>		H=High	<b>MODELS:</b> 24 FWD=2-Dr Hatchback (Colt LA=Colt 100/Eagle Vista) 41 FWD=4-Dr Sedan (Colt LA=Colt 100/Eagle Vista) 45 FWD-4WD=Sta.Wgn. (Colt LA) H41 FWD=4-Dr Sedan (2000 GTX) 27 RWD-4WD=Pickup(Ram 50,Pwr.Ram 50) NOTE: Colt LA 24-41 models and H41 2000 GTX "are Canada only"		24 RWD=2-Dr Hatchback (Conquest)
L=Low	E=Economy	24 FWD=2-Dr Hatchback (Colt LC/Colt 200)			
M=Medium	P=Premium	41 FWD=4-Dr Sedan (Colt Summit LC/Colt 200)			
		45 FWD-4WD=Sta.Wgn. (Vista)			
		27 4WD=Sport Utility (Raider)			

9714 11200 A

FUEL TANK  
V ENGINE (3.0L)  
27 RAIDER





# 1989 IMPORT PARTS CATALOG

Figure 14-11200  
Illus. Page 14-233

## FUEL

ITEM	PART NUMBER	QTY	BODY	MODEL	DESCRIPTION
FUEL TANK V ENGINE (3.0L) 27 RAIDER					
1	MB595 241	1			TANK, Fuel
2	#MB075 290	1			PLUG, Fuel Tank Drain
3	MT199 415	1			GASKET (16)
4	MS240 121	4			BOLT and WASHER (6x16 4T)
5	#MB329 418	1			PROTECTOR, Filler Hose
6	MF661 028	2			CLAMP, Hose (60)
7	#MB504 621	1			NECK, Fuel Filler
8	MA152 319	1			GASKET, Filler Neck
9	#MB400 513	4			SCREW and WASHER (6x16)
10	MB400 395	1			CAP, Fuel Tank
11	MS660 166	2			CLIP, Hose (15.5)
12	#MS605 599	1			HOSE, Vapor (11x500)
13	#MB348 056	1			HOSE, Filler
14	#MB129 146	1			TUBE, Soft Vinyl (60x100)
15	#MB247 237	1			CLAMP, Filler Hose
16	MS240 158	2			BOLT and WASHER (8x20 4T)
17	MF430 006	4			NUT, use up to 9/88 (10 4T)
18	MF450 406	4			WASHER, Spring use up to 9/88 (10)
19	MF450 006	4			WASHER, Plain use up to 9/88 (10)
20	MF450 886	1			WASHER, Tooth (10)
21	MB595 248	1			PROTECTOR, Tank
22	MF430 005	4			NUT (8)
23	MF450 405	4			WASHER, Spring (8)
24	MF450 005	4			WASHER, Plain (8)
25	MB595 282	2			BRACKET, Tank Protector
26	MS240 130	4			BOLT and WASHER (10x30) after 10/88

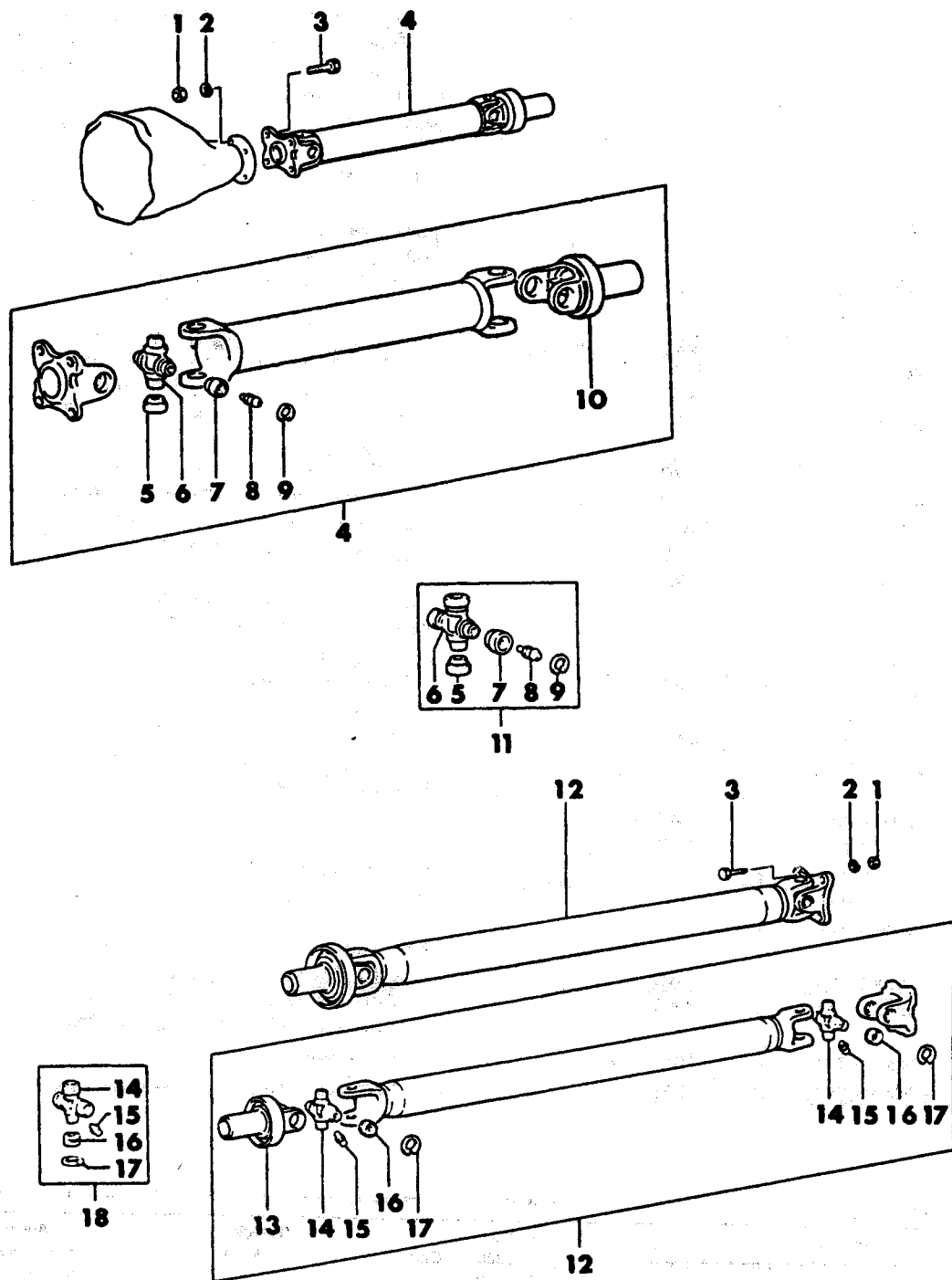
<b>ENGINE:</b>		P=1800 cc	A=2000 cc	<b>TRANS:</b>		A=Automatic
Blank=All		K=1600 cc (w/o Balance Shaft)	F=2600 cc (Car)	Blank=All		M=All Manual
Q=1500 cc		W=2600 cc (Truck)	V=3000 cc			8=4 x 2 Manual
<b>SERIES:</b>		H=High	<b>MODELS:</b>		24 FWD=2-Dr Hatchback (Colt LA=Colt 100/Eagle Vista)	24 RWD=2-Dr Hatchback (Conquest)
L=Low		E=Economy			41 FWD=4-Dr Sedan (Colt LA=Colt 100/Eagle Vista)	24 FWD=2-Dr Hatchback (Colt LC/Colt 200)
M=Medium		P=Premium			45 FWD-4WD=Sta.Wgn. (Colt LA)	41 FWD=4-Dr Sedan (Colt Summit LC/Colt 200)
					H41 FWD=4-Dr Sedan (2000 GTX)	45 FWD-4WD=Sta.Wgn. (Vista)
					27 RWD-4WD=Pickup(Ram 50,Pwr.Ram 50)	27 4WD=Sport Utility (Raider)
NOTE: Colt LA 24-41 models and H41 2000 GTX "are Canada only"						

AR=Use as Required # =New Part Number — =Non Illustrated Part P.A.R.=Paint as Required

NOVEMBER, 1989

SHAFT, PROPELLER  
FRONT & REAR W/UNIVERSAL JOINT  
27 4WD - RAIDER

9716 500



# 1989 IMPORT PARTS CATALOG

Figure 16-500  
Illus. Page 16-11

PROP. SHAFT & UNIV JT.

ITEM	PART NUMBER	QTY	BODY	MODEL	DESCRIPTION
SHAFT, PROPELLER FRONT & REAR W/UNIVERSAL JOINT 27 4WD - RAIDER					
1	MF430 122	8			NUT (10)
2	MF450 406	8			WASHER, Spring (10)
3	MB505 065	8			BOLT
4					SHAFT ASSEMBLY, Propeller, Front
	# MB154 224	1			2600 Engine
	MB505 510	1			V-6 Engine, w/5 Speed Trans.
	MB505 511	1			V-6 Engine, w/Auto. Trans.
5		6			BEARING, Universal Joint (Serviced In Item #11)
6		2			JOURNAL, Universal Joint (Serviced In Item #11)
7		2			BEARING, Universal Joint (Serviced In Item #11)
8	MA151 304	2			NIPPLE, Grease
9		8			SNAP RING (T=1.28) (Serviced In Item #11)
					(T=1.31)
					(T=1.34)
					(T=1.37)
10					YOKE, Sleeve
	MB154 280	1			2600 Engine
	MB154 280	1			V-6 Engine, w/Auto. Trans.
	MB505 376	1			V-6 Engine, w/5 Speed Trans.
11	MB000 393	2			U-JOINT PACKAGE, Universal
12					SHAFT ASSEMBLY, Propeller, Rear
	MB505 724	1			2600 Engine
	MB505 731	1			V-6 Engine, w/Auto. Trans.
	MB505 728	1			V-6 Engine, w/5 Speed Trans.
13					YOKE, Sleeve
	MB505 720	1			2600 Engine
	MB505 721	1			V-6 Engine
14		2			JOURNAL, Universal Joint (Serviced In Item #18)
15					NIPPLE, Grease
	MF524 101	2			2600 Engine
	MB293 057	2			V-6 Engine
16		8			BEARING, Universal Joint (Serviced In Item #18)
17		8			SNAP RING (T=1.28) (Serviced In Item #18)
					(T=1.31)
					(T=1.34)
					(T=1.37)
18					U-JOINT PACKAGE, Universal
	MB000 948	2			2600 Engine
	# MB000 267	2			V-6 Engine

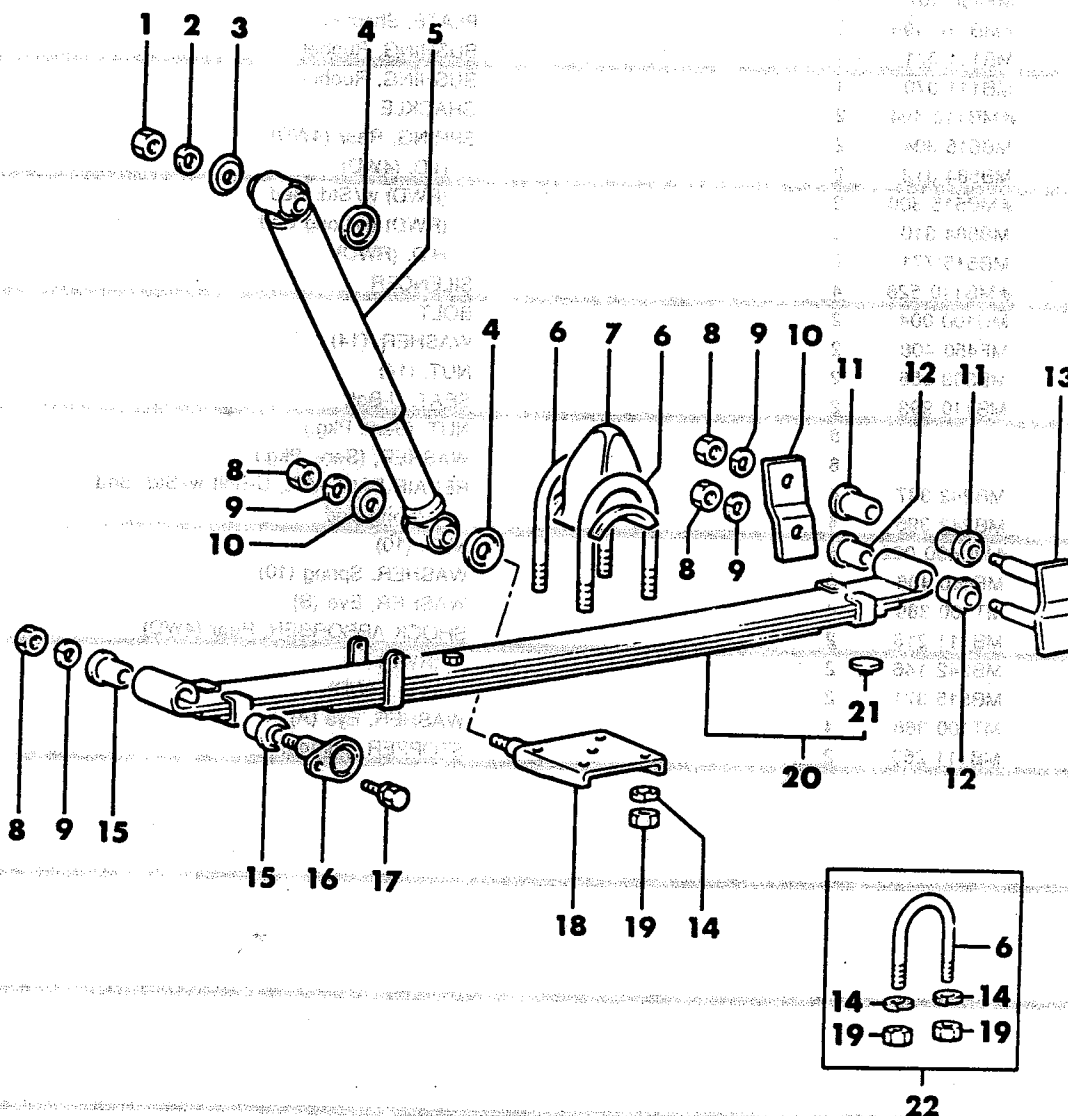
<b>ENGINE:</b>	P=1800 cc	A=2000 cc	<b>TRANS:</b>	A=Automatic
Blank=All	K=1600 cc (w/o Balance Shaft)	F=2600 cc (Car)	Blank=All	M=All Manual
Q=1500 cc	W=2600 cc (Truck)	V=3000 cc		8=4 x 2 Manual
<b>SERIES:</b>	H=High	<b>MODELS:</b>	24 FWD=2-Dr Hatchback (Colt LA=Colt 100/Eagle Vista)	24 RWD=2-Dr Hatchback (Conquest)
L=Low	E=Economy		41 FWD=4-Dr Sedan (Colt LA=Colt 100/Eagle Vista)	24 FWD=2-Dr Hatchback (Colt LC/Colt 200)
M=Medium	P=Premium		45 FWD-4WD=Sta.Wgn. (Colt LA)	41 FWD=4-Dr Sedan (Colt Summit LC/Colt 200)
			H41 FWD=4-Dr Sedan (2000 GTX)	45 FWD-4WD=Sta.Wgn. (Vista)
			27 RWD-4WD=Pickup(Ram 50,Pwr.Ram 50)	27 4WD=Sport Utility (Raider)
			NOTE: Colt LA 24-41 models and H41 2000 GTX "are Canada only"	

AR=Use as Required # =New Part Number --=Non Illustrated Part P.A.R.=Paint as Required

NOVEMBER, 1989

27 4WD - RAIDER W/ 2.6L ENG.

**9717 800**



Model	Price	Weight	Dimensions	Features
Model A	\$1,500.00	15.00 lb	10" x 10" x 10"	1. High 2. Economy 3. Medium 4. Low
Model B	\$1,800.00	18.00 lb	12" x 12" x 12"	1. High 2. Economy 3. Medium 4. Low
Model C	\$2,100.00	21.00 lb	14" x 14" x 14"	1. High 2. Economy 3. Medium 4. Low
Model D	\$2,400.00	24.00 lb	16" x 16" x 16"	1. High 2. Economy 3. Medium 4. Low
Model E	\$2,700.00	27.00 lb	18" x 18" x 18"	1. High 2. Economy 3. Medium 4. Low
Model F	\$3,000.00	30.00 lb	20" x 20" x 20"	1. High 2. Economy 3. Medium 4. Low
Model G	\$3,300.00	33.00 lb	22" x 22" x 22"	1. High 2. Economy 3. Medium 4. Low
Model H	\$3,600.00	36.00 lb	24" x 24" x 24"	1. High 2. Economy 3. Medium 4. Low
Model I	\$3,900.00	39.00 lb	26" x 26" x 26"	1. High 2. Economy 3. Medium 4. Low
Model J	\$4,200.00	42.00 lb	28" x 28" x 28"	1. High 2. Economy 3. Medium 4. Low
Model K	\$4,500.00	45.00 lb	30" x 30" x 30"	1. High 2. Economy 3. Medium 4. Low
Model L	\$4,800.00	48.00 lb	32" x 32" x 32"	1. High 2. Economy 3. Medium 4. Low
Model M	\$5,100.00	51.00 lb	34" x 34" x 34"	1. High 2. Economy 3. Medium 4. Low
Model N	\$5,400.00	54.00 lb	36" x 36" x 36"	1. High 2. Economy 3. Medium 4. Low
Model O	\$5,700.00	57.00 lb	38" x 38" x 38"	1. High 2. Economy 3. Medium 4. Low
Model P	\$6,000.00	60.00 lb	40" x 40" x 40"	1. High 2. Economy 3. Medium 4. Low
Model Q	\$6,300.00	63.00 lb	42" x 42" x 42"	1. High 2. Economy 3. Medium 4. Low
Model R	\$6,600.00	66.00 lb	44" x 44" x 44"	1. High 2. Economy 3. Medium 4. Low
Model S	\$6,900.00	69.00 lb	46" x 46" x 46"	1. High 2. Economy 3. Medium 4. Low
Model T	\$7,200.00	72.00 lb	48" x 48" x 48"	1. High 2. Economy 3. Medium 4. Low
Model U	\$7,500.00	75.00 lb	50" x 50" x 50"	1. High 2. Economy 3. Medium 4. Low
Model V	\$7,800.00	78.00 lb	52" x 52" x 52"	1. High 2. Economy 3. Medium 4. Low
Model W	\$8,100.00	81.00 lb	54" x 54" x 54"	1. High 2. Economy 3. Medium 4. Low
Model X	\$8,400.00	84.00 lb	56" x 56" x 56"	1. High 2. Economy 3. Medium 4. Low
Model Y	\$8,700.00	87.00 lb	58" x 58" x 58"	1. High 2. Economy 3. Medium 4. Low
Model Z	\$9,000.00	90.00 lb	60" x 60" x 60"	1. High 2. Economy 3. Medium 4. Low

# 1989 IMPORT PARTS CATALOG

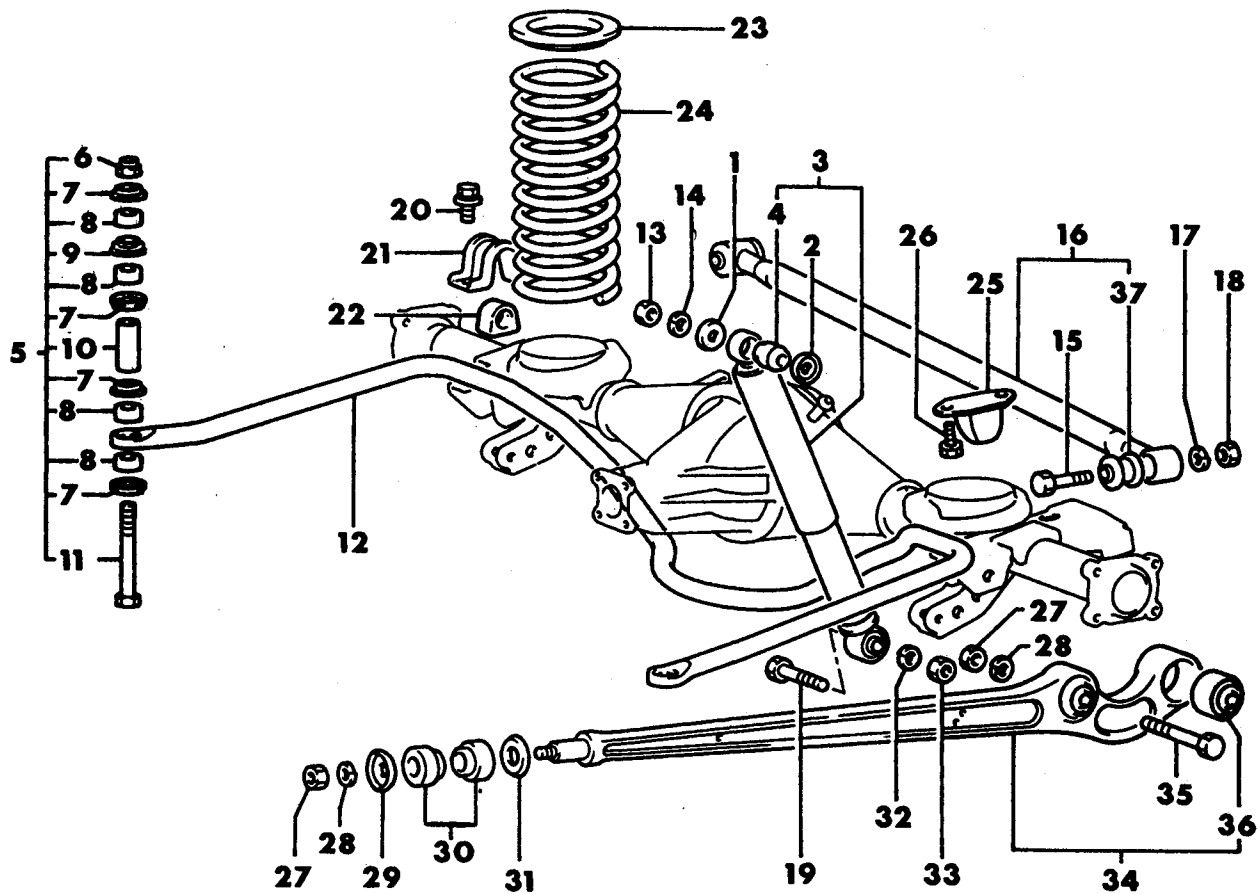
Figure 17-800  
Illus. Page 17-19

## REAR SUSPENSION

ITEM	PART NUMBER	QTY	BODY	MODEL	DESCRIPTION
SUSPENSION, REAR					
27 4WD - RAIDER W/ 2.6L ENG.					
1	MF430 006	4			NUT, (10)
2	MF450 406	4			WASHER, (10)
3	MT100 389	4			WASHER, (B) Eye
4	MT100 388	4			WASHER, (A) Eye
5	MB242 815	2			SHOCK ABSORBER
	# MB110 519	2			BUSHING
6		4			U-BOLT, (L=140)
7	MB242 119	2			STOPPER, Bumper
8	MF430 007	6			NUT, (12)
9	MF450 407	6			WASHER, (12)
10	# MB110 496	2			PLATE, Shackle
11	MB111 071	4			BUSHING, Rubber
12	MB111 070	4			BUSHING, Rubber
13	# MB110 494	2			SHACKLE
14		8			WASHER, (12)
15	MB111 203	4			BUSHING, Rubber
16	MB111 200	2			PIN, Front
17	MF241 255	2			BOLT, w/Washer (8X25)
18	MB242 121	2			SEAT, U-Bolt
19		8			NUT, (8T)
20	MB242 814	2			SPRING, Rear
21	MA115 324	4			SILENCER
22	MB242 397	4			BOLT PACKAGE, Repair

<b>ENGINE:</b>	P=1800 cc	A=2000 cc	<b>TRANS:</b>	A=Automatic
Blank=All	K=1600 cc (w/o Balance Shaft)	F=2600 cc (Car)	Blank=All	M=All Manual
Q=1500 cc	W=2600 cc (Truck)	V=3000 cc		8=4 x 2 Manual
<b>SERIES:</b>	H=High	<b>MODELS:</b> 24 FWD=2-Dr Hatchback (Colt LA=Colt 100/Eagle Vista)	24 RWD=2-Dr Hatchback (Conquest)	
L=Low	E=Economy	41 FWD=4-Dr Sedan (Colt LA=Colt 100/Eagle Vista)	24 FWD=2-Dr Hatchback (Colt LC/Colt 200)	
M=Medium	P=Premium	45 FWD-4WD=Sta.Wgn. (Colt LA)	41 FWD=4-Dr Sedan (Colt Summit LC/Colt 200)	
		H41 FWD=4-Dr Sedan (2000 GTX)	45 FWD-4WD=Sta.Wgn. (Vista)	
		27 RWD-4WD=Pickup(Ram 50,Pwr.Ram 50)	27 4WD=Sport Utility (Raider)	
		NOTE: Colt LA 24-41 models and H41 2000 GTX "are Canada only"		

9717 900

SUSPENSION, REAR  
27 4WD - RAIDER W/ 3.0L ENG.

# 1989 IMPORT PARTS CATALOG

Figure 17-900  
Illus. Page 17-21

## REAR SUSPENSION

ITEM	PART NUMBER	QTY	BODY	MODEL	DESCRIPTION
SUSPENSION, REAR					
27 4WD - RAIDER W/ 3.0L ENG.					
1	MT100 389	2			WASHER, (B)
2	MT100 388	2			WASHER, (A)
3	MB584 272	2			SHOCK ABSORBER
4	MB242 397	4			BUSHING, Upper
5	MB598 098	2			BAR, Rear Stabilizer
6		2			NUT, (10)
7		8			CUP, Rear Stabilizer Joint (Serv. Pkg.)
8		8			BUSHING, (Serv. PKG.)
9		2			CUP, (Serv. Pkg.)
10		2			COLLAR, Rear Link (Serv. Pkg.)
11		2			BOLT, (Serv. Pkg.)
12	MB631 337	1			BAR
13	MF430 122	2			NUT, (10)
14	#MS450 043	2			WASHER, (10)
15	MF106 178	2			BOLT, (16X80)
16	MB584 021	1			ROD, Lateral
17	MS450 046	2			WASHER, (16)
18	MF430 125	2			NUT, (16)
19	MF106 175	2			BOLT, (16X65)
20	MF244 878	2			BOLT, (10X20)
21	MB176 223	2			BRACKET
22	MB109 219	2			BUSHING
23	MB584 043	2			PAD, Rear Spring Upper
24	MB584 154	2			SPRING, Coil
25	MB584 148	2			DAMPER
26	#MF140 022	4			BOLT, w/Washer (8X16)
27	MF430 125	6			NUT, (16)
28	MS450 046	6			WASHER, (16)
29	MB584 180	2			WASHER, Rear Lower Arm
30	MB584 146	4			BUSHING, Rear Lower Arm
31	MB584 181	2			WASHER, Rear Lower Arm
32	MS450 046	2			WASHER, (16)
33	MF430 125	2			NUT, (16)
34	MB584 044	2			ARM, Rear Lwr. (Up To 9-1-88)
	MB584 119	2			(After 9-1-88)
35	MF106 180	4			BOLT, (16X90)
36	MB584 041	4			BUSHING, Rear Lower Arm (Up To 9-1-88)
	MB631 492	4			(After 9-1-88)
37	MB584 166	2			BUSHING, Rear Lateral Rod

<b>ENGINE:</b>		P=1800 cc	A=2000 cc	<b>TRANS:</b>	A=Automatic
Blank=All		K=1600 cc (w/o Balance Shaft)	F=2600 cc (Car)	Blank=All	M=All Manual
Q=1500 cc		W=2600 cc (Truck)	V=3000 cc		8=4 x 2 Manual
<b>SERIES:</b>	H=High	<b>MODELS:</b>		24 FWD=2-Dr Hatchback (Colt LA=Colt 100/Eagle Vista)	24 RWD=2-Dr Hatchback (Conquest)
L=Low	E=Economy	41 FWD=4-Dr Sedan (Colt LA=Colt 100/Eagle Vista)		24 FWD=2-Dr Hatchback (Colt LC/Colt 200)	
M=Medium	P=Premium	45 FWD-4WD=Sta.Wgn. (Colt LA)		41 FWD=4-Dr Sedan (Colt Summit LC/Colt 200)	
		H41 FWD=4-Dr Sedan (2000 GTX)		45 FWD-4WD=Sta.Wgn. (Vista)	
		27 RWD-4WD=Pickup(Ram 50,Pwr.Ram 50)		27 4WD=Sport Utility (Raider)	
		NOTE: Colt LA 24-41 models and H41 2000 GTX "are Canada only"			

TECHNICAL SERVICE BULLETIN INDEX

9718 100

**Technical Service Bulletin**  
Service & Parts Division

☐ Of Interest ☐ General Manager ☐ Sales Manager ☐ Service Manager ☐ Parts Manager ☐ Service Technicians

**Technical Service Bulletin**  
Service & Parts Division

☐ Of Interest ☐ General Manager ☐ Sales Manager ☐ Service Manager ☐ Parts Manager ☐ Service Technicians

**Technical Service Bulletin**  
Service & Parts Division

☐ Of Interest ☐ General Manager ☐ Sales Manager ☐ Service Manager ☐ Parts Manager ☐ Service Technicians

Many of the subject clocks are being returned even though they are not defective. This Bulletin provides information on proper operation and a method to determine if the clock or wiring is defective.

Check clock for proper operation:

1. With the headlamp switch "off", turn the ignition switch "on". The clock should show the correct time.
2. Turn the ignition switch "off" and "on". The correct time should return.
3. With ignition switch "on", turn headlamps switch "on" (be sure rheostat is not rotated full clockwise). A drop in intensity should be noticed.
4. Rotate rheostat, intensity should change accordingly and go out when rotated fully clockwise.

If the clock will not operate as above, it may not be defective. The following is a list of possible wiring malfunctions and tests which should be made (Figure 1 on reverse side).

1. If clock changes time when the ignition switch is turned "off" and "on", check for 12 volts on the positive (B+) feed.
2. If clock will not operate, check for 12 volts on ignition feed. Check for proper ground.
3. If clock light goes out when headlamp switch is turned "on" (check rheostat rotation), check for 0 to 12 volts on illumination lampfeed (rotate rheostat).

Models  
All 1978  
Models So  
Equipped

Subject  
Vacuum  
Fluorescent  
Electronic  
Digital Clock  
(Code J22)

Index  
ACCESSORIES

Date:  
April 3, 1978

No. 01-03-78  
P-1558-C

CHRYSLER CORPORATION

CHRYSLER  
Dodge  
Plymouth

(THIS BULLETIN IS SUPPLIED AS  
TECHNICAL INFORMATION ONLY  
AND IS NOT AN AUTHORIZATION  
FOR REPAIR. REPORT OF THIS  
MATERIAL NOT AUTHORIZED  
UNLESS APPROVED)



## SERVICE BULLETINS

SUBJECT/MODIFICATION	MODEL	ENGINE	ADDL. QUAL.	BULL. NO.
----------------------	-------	--------	-------------	-----------

## TECHNICAL SERVICE BULLETIN INDEX

## GROUP 2 - SUSPENSION (see illustration 18-200)

LOWER CONTROL ARM BUSHING Procedure to Install Revised Lower Control Arm Bushings for Improved Road Feel and Positive Handling	Conquest	2.6L		2-3-89
---	----------	------	--	--------

FRONT SUSPENSION SQUEAK AT LOW TEMPERATURE Replace Both Stabilizer Bushings to Eliminate to Front Suspension Squeak	Colt 3 Door	1.5L		2-4-89
--	-------------	------	--	--------

FRONT SUSPENSION SQUEAK AT LOW TEMPERATURE Replace Both Stabilizer Bushings to Eliminate Front Suspension Squeak	Summit 4 Dr.	1.5L		2-52-89
---	--------------	------	--	---------

## GROUP 9 - ENGINE (see illustration 18-900)

VALVE SPRINGS REVISION w/DUAL OVERHEAD CAM Revised valve Spring Specifications and Parts	Colt	1.6L		9-1-89
--	------	------	--	--------

SILENT SHAFT SPROCKET RETAINING BOLT WASHER AND TORQUE SPECIFICATION Information Regarding the Silent Shaft Retaining Bolt Washer and Torque Specification Revision	Vista			9-5-89
--	-------	--	--	--------

TIMING BELT NOISE - PART REVISION Revised Timing Belt Components and Service Procedures	Vista/Pickup	2.0L		9-10-89
---	--------------	------	--	---------

VALVE SPRING REVISION w/DUAL OVERHEAD CAM Information Regarding Revised Valve Springs for the Subject Engine	Summit	1.6L		9-51-89
--	--------	------	--	---------

## GROUP 18 - DRIVEABILITY (see illustration 18-1800)

HARD START AFTER HOT SOAK IN HIGH AMBIENT TEMPERATURES Install Revised Charcoal Canister	Pickup Raider	2.0/2.6/3.0L		18-6-89
--	------------------	--------------	--	---------

## GROUP 21 - TRANSMISSION (see illustration 18-2100)

SHIFT QUALITY IMPROVEMENT Procedure and New Part Numbers to Install New Shift Rails	Colt Vista	1.5L, 1.6L 2.0L	KM200 KM200	21-2-89
---	---------------	--------------------	----------------	---------

<b>ENGINE:</b>		<b>TRANS:</b>	
Blank=All	P=1800 cc	Blank=All	A=Automatic
Q=1500 cc	K=1600 cc (w/o Balance Shaft)		M=All Manual
	W=2600 cc (Truck)		8=4 x 2 Manual
<b>SERIES:</b>		<b>MODELS:</b>	
H=High		24 FWD=2-Dr Hatchback (Colt LA=Colt 100/Eagle Vista)	24 RWD=2-Dr Hatchback (Conquest)
L=Low	E=Economy	41 FWD=4-Dr Sedan (Colt LA=Colt 100/Eagle Vista)	24 FWD=2-Dr Hatchback (Colt LC/Colt 200)
M=Medium	P=Premium	45 FWD=4WD=Sta.Wgn. (Colt LA)	41 FWD=4-Dr Sedan (Colt Summit LC/Colt 200)
		H41 FWD=4-Dr Sedan (2000 GTX)	45 FWD=4WD=Sta.Wgn. (Vista)
		27 RWD=4WD=Pickup(Ram 50,Pwr.Ram 50)	27 4WD=Sport Utility (Raider)
NOTE: Colt LA 24-41 models and H41 2000 GTX "are Canada only"			

9718 1800

SERVICE BULLETINS  
GROUP 18 - DRIVEABILITY

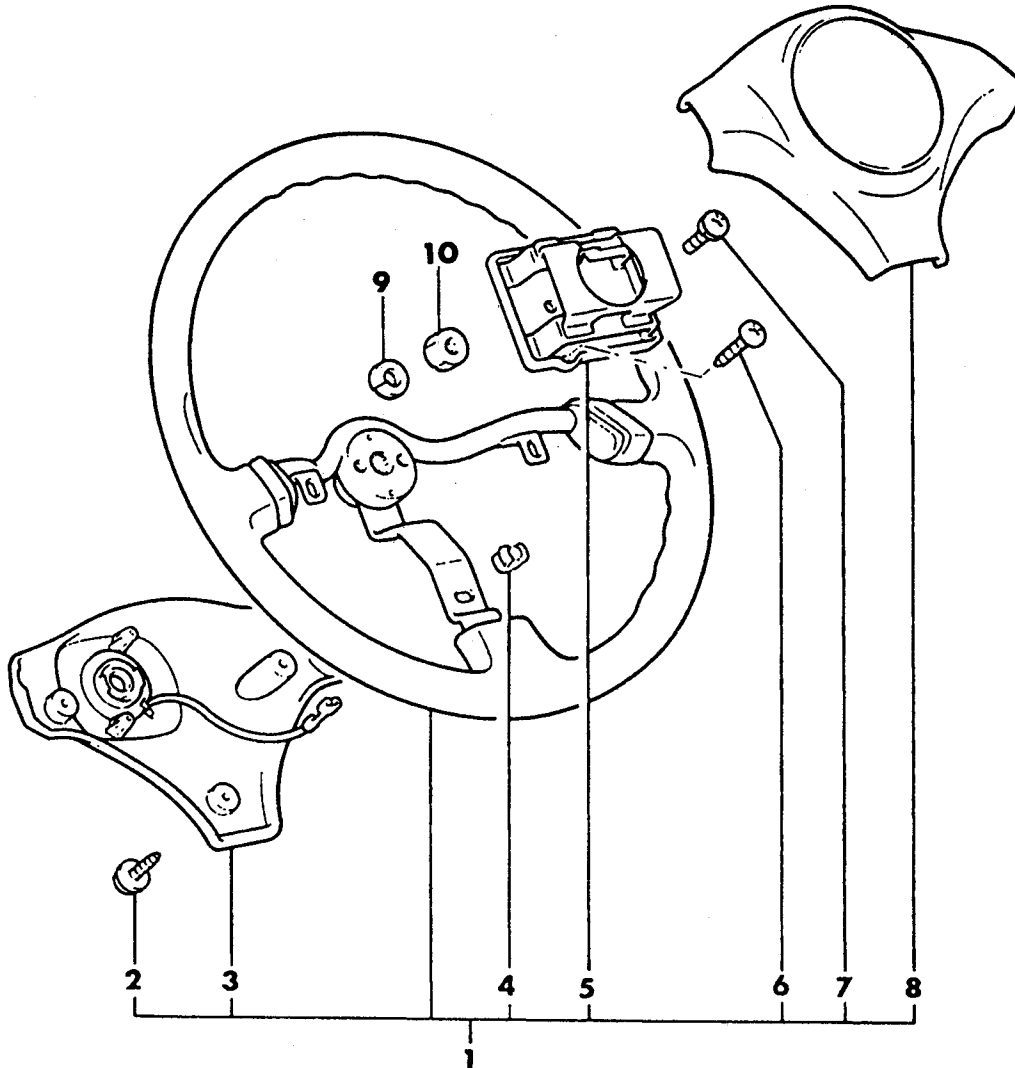
# GROUP 18 DRIVEABILITY

Figure 18-1800  
Illus. Page 18-11

[illegible]

9719 500

WHEEL, STEERING  
27 - RAIDER



# 1989 IMPORT PARTS CATALOG

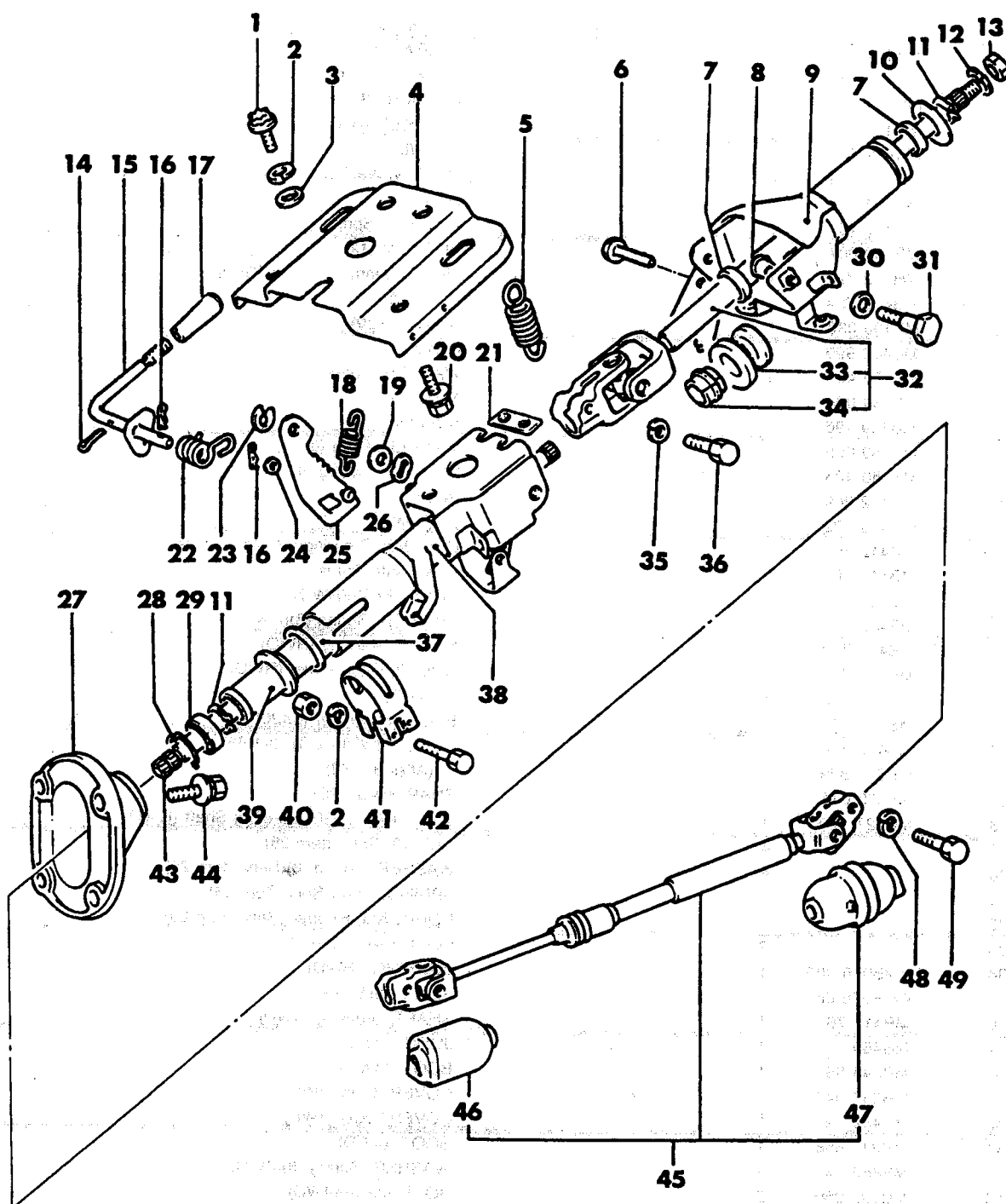
Figure 19-500  
Illus. Page 19-15

## STEERING

ITEM	PART NUMBER	QTY	BODY	MODEL	DESCRIPTION
WHEEL, STEERING 27 - RAIDER					
1	MB725 563	1			WHEEL, Steering (Dark Gray)
	MB736 295	1			(Brown)
2	MS450 154	3			SCREW, (4x16)
3	MB564 709	1			COVER, (Dark Gray)
	MB736 300	1			(Brown)
4	MB564 706	3			STOPPER
5	MB564 707	1			ABSORBER, Energy
6	MF453 318	2			SCREW, (4x14)
7	#MF350 024	2			SCREW, w/Washer (4x10)
8	MB725 566	1			PAD, (Dark Gray)
	MB736 298	1			(Brown)
9	MS450 044	1			WASHER, (12)
10	#MF430 123	1			NUT, (12)

<b>ENGINE:</b>		P=1800 cc	A=2000 cc	<b>TRANS:</b>		A=Automatic
Blank=All		K=1600 cc (w/o Balance Shaft)	F=2600 cc (Car)	Blank=All		M=All Manual
Q=1500 cc		W=2600 cc (Truck)	V=3000 cc			8=4 x 2 Manual
<b>SERIES:</b>		H=High	<b>MODELS:</b>		24 FWD=2-Dr Hatchback (Colt LA=Colt 100/Eagle Vista)	24 RWD=2-Dr Hatchback (Conquest)
L=Low		E=Economy	41 FWD=4-Dr Sedan (Colt LA=Colt 100/Eagle Vista)			24 FWD=2-Dr Hatchback (Colt LC/Colt 200)
M=Medium		P=Premium	45 FWD-4WD=Sta.Wgn. (Colt LA)			41 FWD=4-Dr Sedan (Colt Summit LC/Colt 200)
			H41 FWD=4-Dr Sedan (2000 GTX)			45 FWD-4WD=Sta.Wgn. (Vista)
			27 RWD-4WD=Pickup(Ram 50,Pwr.Ram 50)			27 4WD=Sport Utility (Raider)
			NOTE: Colt LA 24-41 models and H41 2000 GTX "are Canada only"			

COLUMN, POWER STEERING  
27 4WD - RAIDER



# 1989 IMPORT PARTS CATALOG

Figure 19-1300  
Illus. Page 19-31

## STEERING

ITEM	PART NUMBER	QTY	BODY	MODEL	DESCRIPTION
COLUMN, POWER STEERING					
27 4WD - RAIDER					
1	MB192 859	3			BOLT
2	MF450 405	5			WASHER, Spring (8)
3	MF450 005	3			WASHER, Plain (8)
4	MB378 505	1			PLATE
5	MB378 529	2			SPRING, Return
6	MB412 063	1			PIN, Clevis
7	MB122 928	2			SPACER, Brg. Upper
8	MB288 064	2			BUSHING
9	MB378 502	1			COLUMN, Steering
10	MB122 950	1			STOPPER, Brg. Spacer
11	MF522 011	2			SNAP RING, (20)
12	MF450 407	1			WASHER, Spring (12)
13	MF430 007	1			NUT, (12)
14	MF472 023	1			PIN, Split (1.6X12)
15	MB378 525	1			LEVER
16	MF472 303	2			PIN, Snap (6)
17	MB288 971	1			KNOB
18	MB378 528	1			SPRING, Return
19	MB049 692	1			WASHER
20	MS240 140	4			BOLT, w/Washer (8X20)
21	MB378 527	1			PLATE, Nut
22	MB412 372	1			SPRING, Return
23	MF522 405	1			SNAP RING, (7)
24	#MF450 004	1			WASHER, Plain (6)
25	MB347 626	1			PLATE
26	MS450 004	1			WASHER, Wave (8)
27	MB315 898	1			COVER, Dash Panel
28	MB238 013	1			CLIP
29	MT402 925	1			BEARING
30	MB288 075	2			WASHER
31	MB288 077	2			BOLT
32	MB412 371	1			SHAFT, Steering
33	#MB076 862	1			SEAL, Dust
34	#MB076 985	1			BUSHING
35	MS450 042	1			WASHER, Spring (8)
36	#MV027 263	1			BOLT, (8X30)
37	MB243 647	1			BUSHING, Steering Col.
38	MB378 809	1			COLUMN, Steering
39	MB266 277	1			COLUMN, Steering Lower
40	MF430 005	2			NUT, (8)
41	MA151 919	1			CLAMP
42	MF100 063	2			BOLT, (8X40)
43	MB378 507	1			SHAFT, Steering
44	MS240 142	4			BOLT, w/Washer (6X20)
45	MB347 283	1			JOINT
	MB616 251	1			w/3.0L Eng.
46	MB243 858	1			BOOT
47	MB243 857	1			BOOT
48	MS450 042	2			WASHER, Spring (8)

<b>ENGINE:</b>		P=1800 cc	A=2000 cc	<b>TRANS:</b>	A=Automatic
Blank=All		K=1600 cc (w/o Balance Shaft)	F=2600 cc (Car)	Blank=All	M=All Manual
Q=1500 cc		W=2600 cc (Truck)	V=3000 cc		8=4 x 2 Manual
<b>SERIES:</b>		H=High	<b>MODELS:</b>		24 FWD=2-Dr Hatchback (Colt LA=Colt 100/Eagle Vista)
L=Low	E=Economy	41 FWD=4-Dr Sedan (Colt LA=Colt 100/Eagle Vista)		24 RWD=2-Dr Hatchback (Conquest)	
M=Medium	P=Premium	45 FWD=4WD=Sta.Wgn. (Colt LA)		24 FWD=2-Dr Hatchback (Colt LC/Colt 200)	
		H41 FWD=4-Dr Sedan (2000 GTX)		41 FWD=4-Dr Sedan (Colt Summit LC/Colt 200)	
		27 RWD=4WD=Pickup(Ram 50,Pwr.Ram 50)		45 FWD=4WD=Sta.Wgn. (Vista)	
		NOTE: Colt LA 24-41 models and H41 2000 GTX "are Canada only"		27 4WD=Sport Utility (Raider)	

AR=Use as Required # =New Part Number --Non Illustrated Part P.A.R.=Paint as Required

NOVEMBER, 1989

# 1989 IMPORT PARTS CATALOG

Figure 19-1300  
Illus. Page 19-32

STEERING

ITEM	PART NUMBER	QTY	BODY	MODEL	DESCRIPTION	UNIT
COLUMN, POWER STEERING						
27.4WD - RAIDER						
49	MB192 250	2			BOLT, (8X30)	

**ENGINE:** Blank=All  
K=1600 cc (w/o Balance Shaft)  
Q=1500 cc (w/o W=2600 cc (Truck))

**SERIES:** H=High  
L=Low  
E=Economy  
M=Medium  
P=Premium

**MODELS:** 24.FWD=2-Dr Hatchback (Colt LA=Colt 100/Eagle Vista)  
41.FWD=4-Dr Sedan (Colt LA=Colt 100/Eagle Vista)  
45.FWD-4WD=Sta.Wgn. (Colt LA)  
H41.FWD=4-Dr Sedan (2000.GTX)  
27.RWD-4WD=Pickup (Ram 50, Pwr.Ram 50)

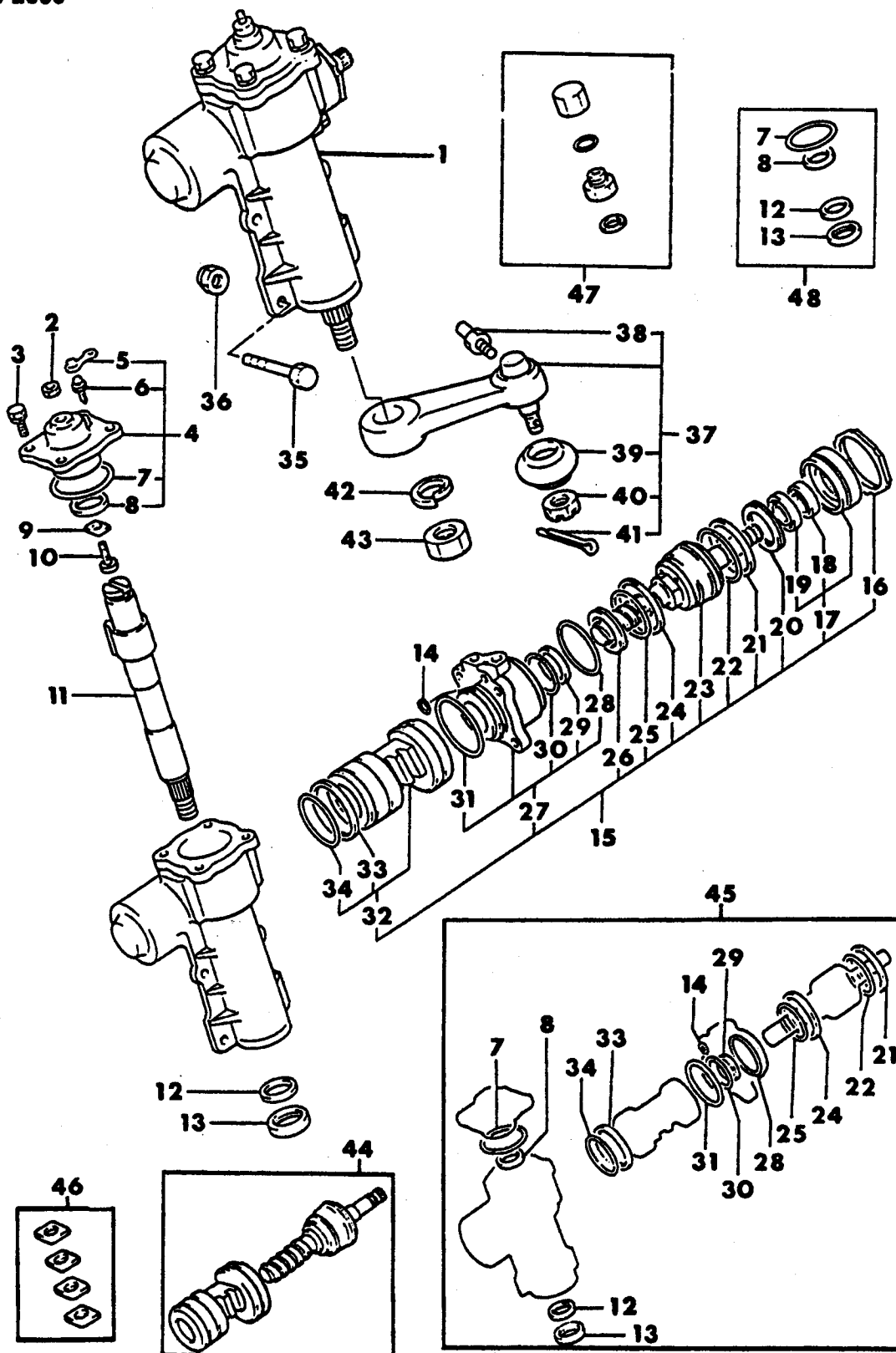
**TRANS:** Blank=All  
A=Automatic  
M=All Manual  
B=4 x 2 Manual  
C=4 x 4 Manual

**NOTE:** Colt LA 24-41 models and H41 2000 GTX are Canada only





9719 2600

GEAR, POWER STEERING  
27 4WD - RAIDER

# 1989 IMPORT PARTS CATALOG

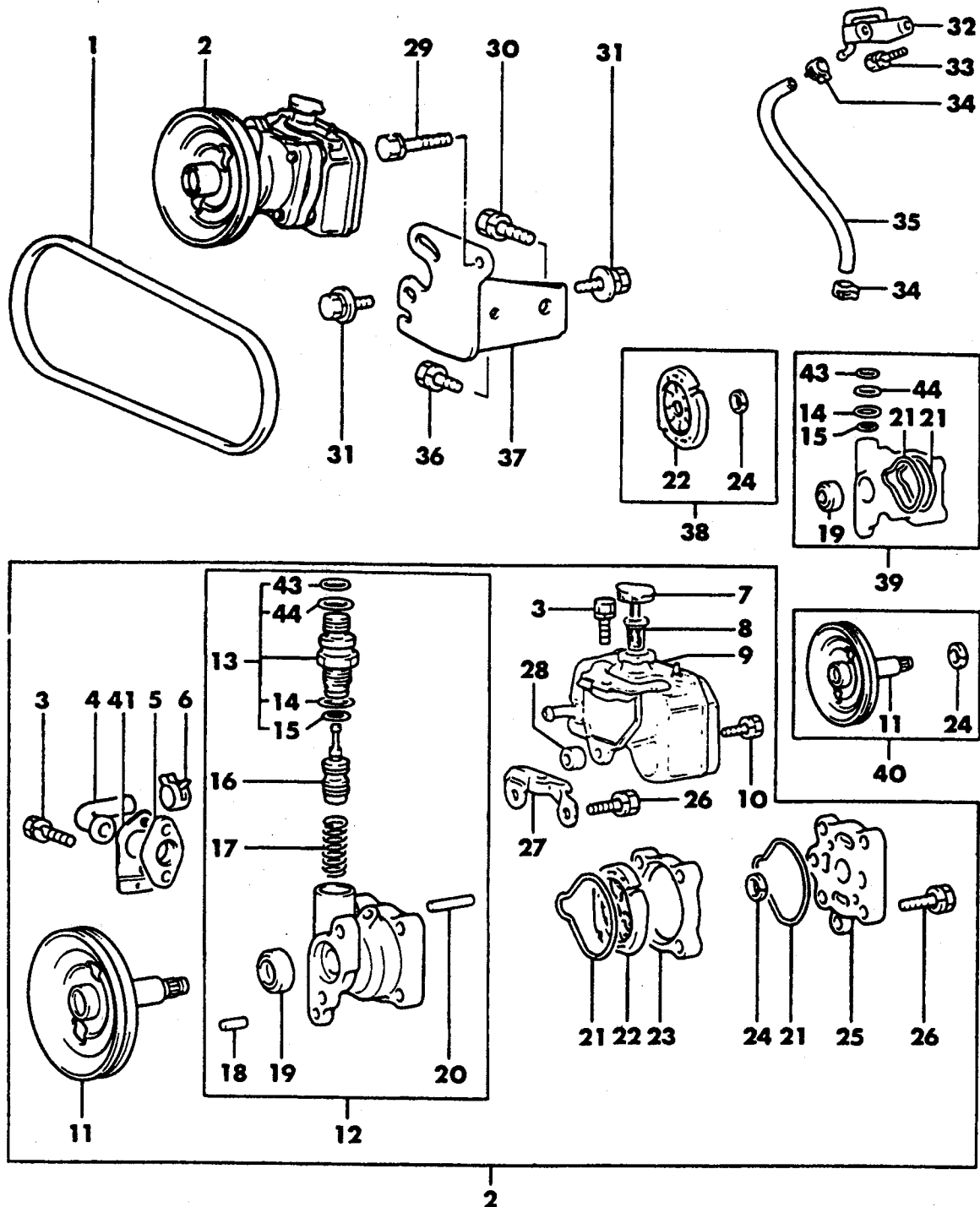
Figure 19-2800  
Illus. Page 19-65

## STEERING

ITEM	PART NUMBER	QTY	BODY	MODEL	DESCRIPTION
GEAR, POWER STEERING 27 4WD - RAIDER					
1	MB501 185	1			GEAR, Power Steering
2	MF431 862	1			NUT, (10)
3	MB166 072	8			BOLT, w/Washer
4	MB350 845	1			COVER, Side
5	MB076 193	1			CAP, Bleeder
6	MB076 192	1			PLUG, Bleeder
7	MB166 088	1			O-RING
8	MB501 551	1			PACKING
9		1			PLATE, Adjust (Serv.in Pkg.)
10	MB166 071	1			BOLT, Adjusting
11	MB350 840	1			SHAFT, Cross
12	MB501 551	2			PACKING
13	MB350 906	1			SEAL, Dust
14		1			O-RING, (Serv. in Pkg.)
15	MB553 664	1			SCREW, Ball Unit
16	MB166 114	1			NUT, Lock
17	MB166 092	1			COVER, Top
18	MB553 349	1			SEAL, Oil
19	MB166 193	1			BEARING, Ball
20	MB166 112	1			BEARING, Thrust Needle
21	MB166 102	1			RING, Seal
22	MB166 101	1			O-RING
23		1			SHAFT, Main (Serv. in Pkg.)
24		1			RING, Seal (Serv. in Pkg.)
25		1			O-RING, (Serv. in Pkg.)
26	MB166 113	1			BEARING, Thrust Needle
27	MB166 089	1			HOUSING, Valve
28		1			O-RING, (Serv. in Pkg.)
29		1			RING, Seal (Serv. in Pkg.)
30		1			O-RING, (Serv. in Pkg.)
31		1			O-RING, (Serv. in Pkg.)
32		1			PISTON, Rack (Serv. in Pkg.)
33		1			RING, Seal (Serv. in Pkg.)
34		1			O-RING, (Serv. in Pkg.)
35	MB076 072	4			BOLT, (10X85)
36	MF445 085	4			NUT, Lock (10)
37	MB241 973	1			ARM PACKAGE, Pitman
38	MF524 001	1			NIPPLE, Grease (6)
39	MA123 304	1			COVER, Dust Tie Rod End
40	MB243 020	1			NUT, Slotted (12)
41	MF472 069	1			PIN, Split (3X25)
42	MF450 411	1			WASHER, Spring (20)
43	MF430 847	1			NUT, Jam (20)
44	MB243 565	1			SCREW, Sub Unit Ball
45	MB350 847	1			SEAL PACKAGE, Gear Box
46	MB185 512	1			PLATE SET, Adjuster Cross Shaft
47	MB553 220	1			REPAIR PACKAGE, Adjusting Bolt
48	MB553 255	1			SEAL PACKAGE, Sector Shaft

<b>ENGINE:</b>	P=1800 cc	A=2000 cc	<b>TRANS:</b>	A=Automatic
Blank=All	K=1600 cc (w/o Balance Shaft)	F=2600 cc (Car)	Blank=All	M=All Manual
Q=1500 cc	W=2600 cc (Truck)	V=3000 cc		8=4 x 2 Manual
<b>SERIES:</b>	H=High	<b>MODELS:</b>	24 FWD=2-Dr Hatchback (Colt LA=Colt 100/Eagle Vista)	24 RWD=2-Dr Hatchback (Conquest)
L=Low	E=Economy		41 FWD=4-Dr Sedan (Colt LA=Colt 100/Eagle Vista)	24 FWD=2-Dr Hatchback (Colt LC/Colt 200)
M=Medium	P=Premium		45 FWD=4WD=Sta.Wgn. (Colt LA)	41 FWD=4-Dr Sedan (Colt Summit LC/Colt 200)
			H41 FWD=4-Dr Sedan (2000 GTX)	45 FWD=4WD=Sta.Wgn. (Vista)
			27 RWD=4WD=Pickup(Ram 50,Pwr.Ram 50)	27 4WD=Sport Utility (Raider)
			NOTE: Colt LA 24-41 models and H41 2000 GTX "are Canada only"	

PUMP, PWR. STRG. OIL  
27 4WD - RAIDER W/ 2.6L ENG.



# 1989 IMPORT PARTS CATALOG

Figure 19-3400  
Illus. Page 19-85

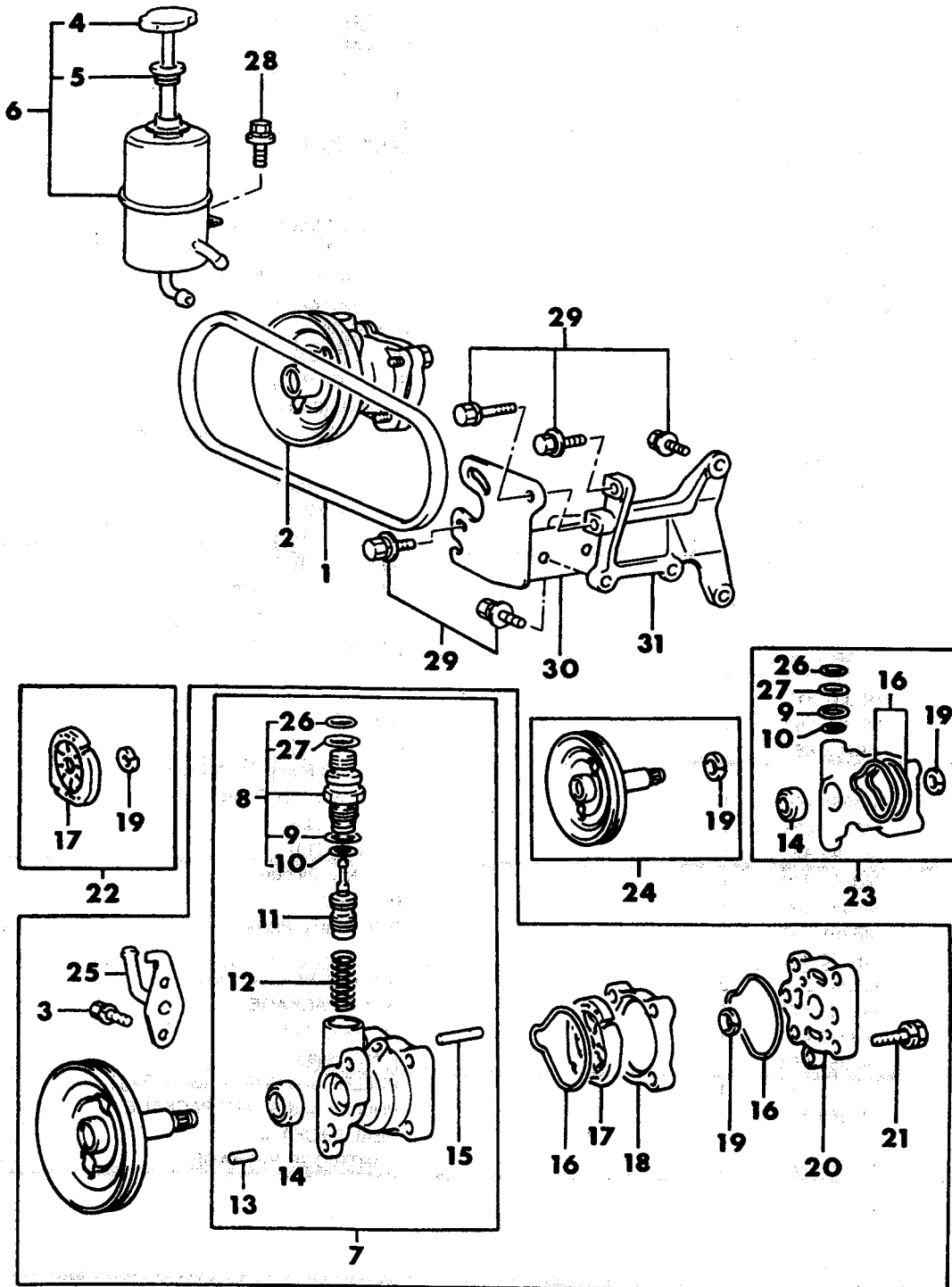
## STEERING

ITEM	PART NUMBER	QTY	BODY	MODEL	DESCRIPTION
PUMP, PWR. STRG. OIL 27 4WD - RAIDER W/ 2.6L ENG.					
1	MB166 411	1			BELT
2	MB501 027	1			PUMP, Oil
3	MF241 223	3			BOLT, w/Washer (6X12)
4	MB166 143	1			TUBE, Suction
5	MB166 145	1			PLATE, Suction
6	MS660 166	1			CLIP, Hose (15.5)
7	MB288 238	1			CAP, Reservoir
8	MB288 239	1			FILTER, Oil
9	MB350 351	1			RESERVOIR, Oil
10	MF241 262	1			BOLT, w/Washer (8X45)
11		1			PULLEY and SHAFT
12	MB501 039	1			BODY, Oil Pump
13	MB351 838	1			CONNECTOR
14		1			O-RING, (Serv. in Pkg.)
15		1			O-RING, (Serv. in Pkg.)
16	MB351 830	1			VALVE, (A) Flow Control
	MB351 831	1			(B) Flow Control
	MB351 832	1			(C) Flow Control
17	MB266 662	1			SPRING, Flow Control
18	MB350 383	1			PIN
19	MB076 351	1			SEAL, Oil
20	MB266 657	2			DOWEL
21		2			O-RING, (Serv. in Pkg.)
22	MB351 254	1			CASE, Cam
23		1			CARTRIDGE, (Serviced In Package)
24	MB351 258	1			SNAP RING
25	MB351 392	1			COVER
26	MF241 259	3			BOLT, w/Washer (8X35)
27	MB350 479	1			BRACKET, Reservoir
28	MB350 349	1			SPACER
29	MF241 268	1			BOLT, w/Washer (8X75)
30	MF241 280	1			BOLT, w/Washer (10X20)
31	MB266 696	1			BOLT, w/Washer
32	MB243 601	1			PIPE, Breather
33	#MF240 049	2			BOLT, w/Washer (8X12)
34	MS660 163	2			CLIP, Hose (11.6)
35	MS605 899	1			HOSE, Vapor (8X280)
36	MF241 251	1			BOLT, w/Washer (8X16)
37	MB315 806	1			BRACKET, Oil Pump
38	MB351 257 <sup>4</sup>	1			CARTRIDGE PACKAGE, Oil Pump
39	MB351 156	1			SEAL PACKAGE, Oil Pump
40	MB351 381	1			PULLEY and SHAFT PACKAGE, Oil Pump
41	MB350 567	1			PLATE
43		1			O-RING, (Serv. in Pkg.)
44		1			O-RING, (Serv. in Pkg.)

<b>ENGINE:</b>		P=1800 cc	A=2000 cc	<b>TRANS:</b>	A=Automatic
Blank=All		K=1600 cc (w/o Balance Shaft)	F=2600 cc (Car)	Blank=All	
Q=1500 cc		W=2600 cc (Truck)	V=3000 cc	M=All Manual	
				8=4 x 2 Manual	
<b>SERIES:</b>	H=High	<b>MODELS:</b>		24 FWD=2-Dr Hatchback (Colt LA=Colt 100/Eagle Vista)	
L=Low	E=Economy	41 FWD=4-Dr Sedan (Colt LA=Colt 100/Eagle Vista)		24 RWD=2-Dr Hatchback (Conquest)	
M=Medium	P=Premium	45 FWD-4WD=Sta.Wgn. (Colt LA)		24 FWD=2-Dr Hatchback (Colt LC/Colt 200)	
		H41 FWD=4-Dr Sedan (2000 GTX)		41 FWD=4-Dr Sedan (Colt Summit LC/Colt 200)	
		27 RWD-4WD=Pickup(Ram 50,Pwr.Ram 50)		45 FWD-4WD=Sta.Wgn. (Vista)	
		NOTE: Colt LA 24-41 models and H41 2000 GTX "are Canada only"		27 4WD=Sport Utility (Raider)	

9719 3600 A

PUMP, POWER STEERING OIL  
27 4WD - RAIDER W/ 3.0L ENG.



2

# 1989 IMPORT PARTS CATALOG

Figure 19-3600  
Illus. Page 19-89

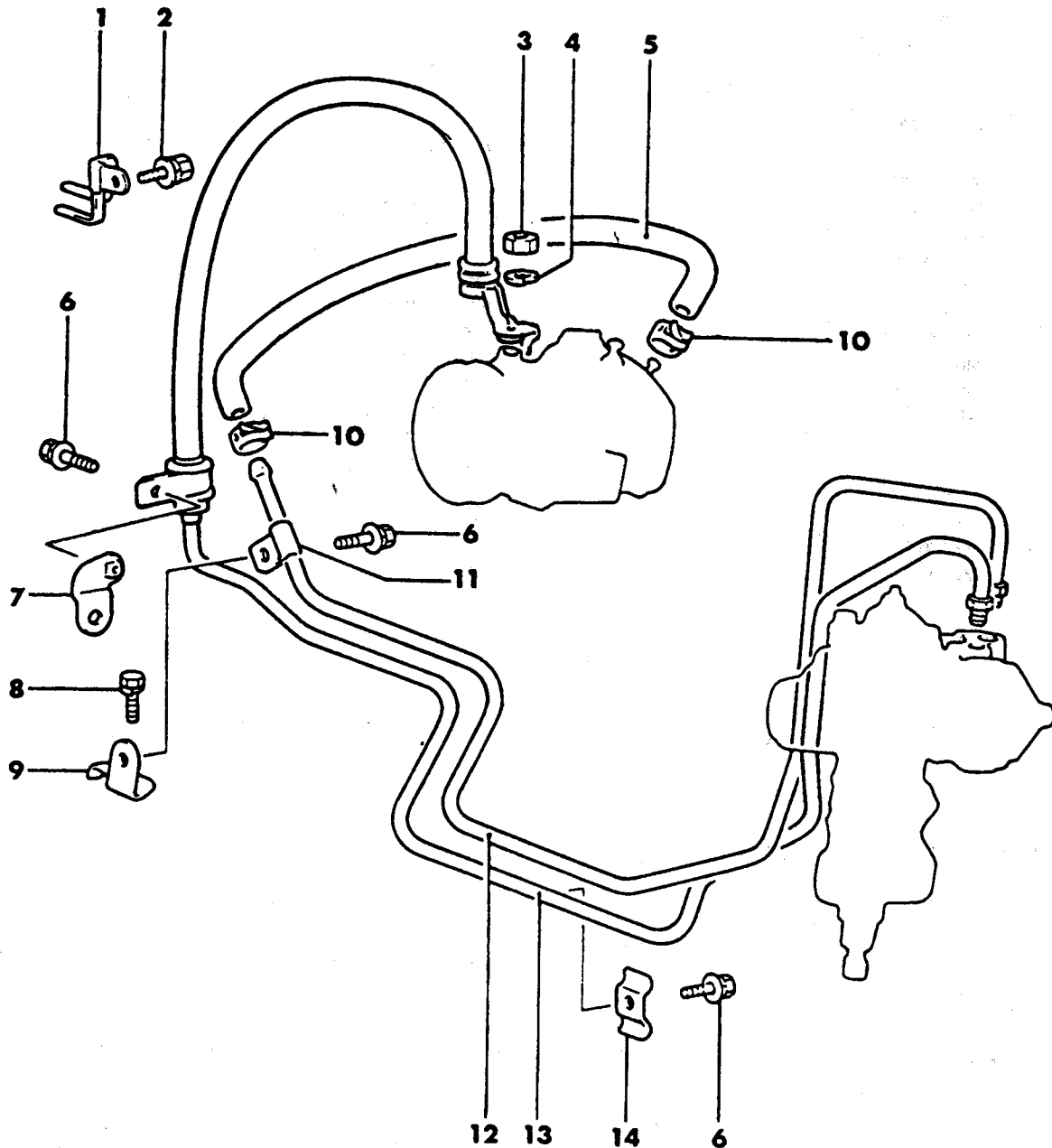
## STEERING

ITEM	PART NUMBER	QTY	BODY	MODEL	DESCRIPTION
PUMP, POWER STEERING OIL 27 4WD - RAIDER W/ 3.0L ENG.					
1	MB553 430	1			BELT
2	MB553 461	1			PUMP, Oil w/Man. Trans.
	MB553 460	1			w/Auto Trans
3	MF241 223	3			BOLT, w/Washer (6X12)
4	MB288 989	1			CAP
5	MB350 950	1			FILTER
6	MB553 501	1			RESERVOIR
7	MB553 465	1			BODY, w/Man. Trans
	MB553 464	1			w/Auto Trans
8	MB351 838	1			JOINT PACKAGE
9		1			O-RING, (14.8) (Serv. Pkg.)
10		1			O-RING, (11.5) (Serv. Pkg.)
11	MB351 830	1			VALVE, Flow Control (A)
	MB351 831	1			(B)
	MB351 832	1			(C)
12	MB266 662	1			SPRING
13	MB350 383	1			PIN, (6X20)
14	MB076 351	1			SEAL, Oil
15	MB266 657	2			PIN, (4X19.8)
16		2			O-RING, (64.4) (Serv. Pkg.)
17		1			CARTRIDGE, (Serv. Pkg.)
18	MB351 254	1			CASE
19	MB351 258	1			RING, Snap
20	MB553 469	1			COVER, Oil Pump
21	#MB266 677	4			BOLT, (8X35)
22	MB351 257	1			CARTRIDGE PACKAGE
23	MB351 156	1			SEAL PACKAGE
24	MB553 577	1			PULLEY and SHAFT PACKAGE
25	MB553 500	1			TUBE
26	#MF243 649	2			BOLT, w/Washer (8X16)
27	MF241 282	1			BOLT, w/Washer (10X25)
28	MF303 365	3			BOLT, w/Washer (10X30)
29	MF244 880	5			BOLT, w/Washer (10X25)
30	MB553 485	1			BRACKET
31	MB553 484	1			BRACKET

<b>ENGINE:</b>		P=1800 cc	A=2000 cc	<b>TRANS:</b>	A=Automatic
Blank=All		K=1600 cc (w/o Balance Shaft)	F=2600 cc (Car)	Blank=All	M=All Manual
Q=1500 cc		W=2600 cc (Truck)	V=3000 cc		8=4 x 2 Manual
<b>SERIES:</b>		H=High	<b>MODELS:</b>		24 FWD=2-Dr Hatchback (Colt LA=Colt 100/Eagle Vista)
L=Low	E=Economy	41 FWD=4-Dr Sedan (Colt LA=Colt 100/Eagle Vista)		24 RWD=2-Dr Hatchback (Conquest)	
M=Medium	P=Premium	45 FWD=4WD=Sta.Wgn. (Colt LA)		24 FWD=2-Dr Hatchback (Colt LC/Colt 200)	
		H41 FWD=4-Dr Sedan (2000 GTX)		41 FWD=4-Dr Sedan (Colt Summit LC/Colt 200)	
		27 RWD=4WD=Pickup(Ram 50,Pwr.Ram 50)		45 FWD=4WD=Sta.Wgn. (Vista)	
		NOTE: Colt LA 24-41 models and H41 2000 GTX "are Canada only"		27 4WD=Sport Utility (Raider)	

HOSE AND ATTACHING PARTS, POWER STEERING  
27 4WD - RAIDER W/ 2.6L ENG.

9719 4200





# 1989 IMPORT PARTS CATALOG

Figure 19-4200  
Illus. Page 19-101

## STEERING

ITEM	PART NUMBER	QTY	BODY	MODEL	DESCRIPTION
HOSE AND ATTACHING PARTS, POWER STEERING 27 4WD - RAIDER W/ 2.6L ENG.					
1	MB261 600	1			CLIP
2	MF247 863	1			BOLT, w/Washer (6X14)
3	MF430 727	1			NUT, Jam (12)
4	MF450 407	1			WASHER, Spring (12)
5	MB501 080	1			HOSE, Return
6	#MF243 649	3			BOLT, w/Washer (8X16)
7	MB243 489	1			STAY, Tube
8	MF240 080	1			BOLT, w/Washer (10X20)
9	MB243 529	1			STAY, Tube
10	MS660 166	2			CLIP, Hose (15.50)
11	MB243 269	1			CLIP, Return Hose
12	MB501 028	1			HOSE, Pressure
13	MB243 505	1			TUBE, Return
14	MB192 958	1			CLIP, Tube

<b>ENGINE:</b>		P=1800 cc	A=2000 cc	<b>TRANS:</b>		A=Automatic
Blank=All		K=1600 cc (w/o Balance Shaft)	F=2600 cc (Car)	Blank=All		M=All Manual
Q=1500 cc		W=2600 cc (Truck)	V=3000 cc			8=4 x 2 Manual
<b>SERIES:</b>		H=High	<b>MODELS:</b>		24 FWD=2-Dr Hatchback (Colt LA=Colt 100/Eagle Vista)	24 RWD=2-Dr Hatchback (Conquest)
L=Low		E=Economy	41 FWD=4-Dr Sedan (Colt LA=Colt 100/Eagle Vista)		24 FWD=2-Dr Hatchback (Colt LC/Colt 200)	41 FWD=4-Dr Sedan (Colt Summit LC/Colt 200)
M=Medium		P=Premium	45 FWD-4WD=Sta.Wgn. (Colt LA)		45 FWD-4WD=Sta.Wgn. (Vista)	27 4WD=Sport Utility (Raider)
			H41 FWD=4-Dr Sedan (2000 GTX)			
			27 RWD-4WD=Pickup(Ram 50,Pwr.Ram 50)			
			NOTE: Colt LA 24-41 models and H41 2000 GTX "are Canada only"			

HOSE AND ATTACHING PARTS, POWER STEERING  
 27 4WD - RAIDER W/ 3.0L ENG.

9719 4300

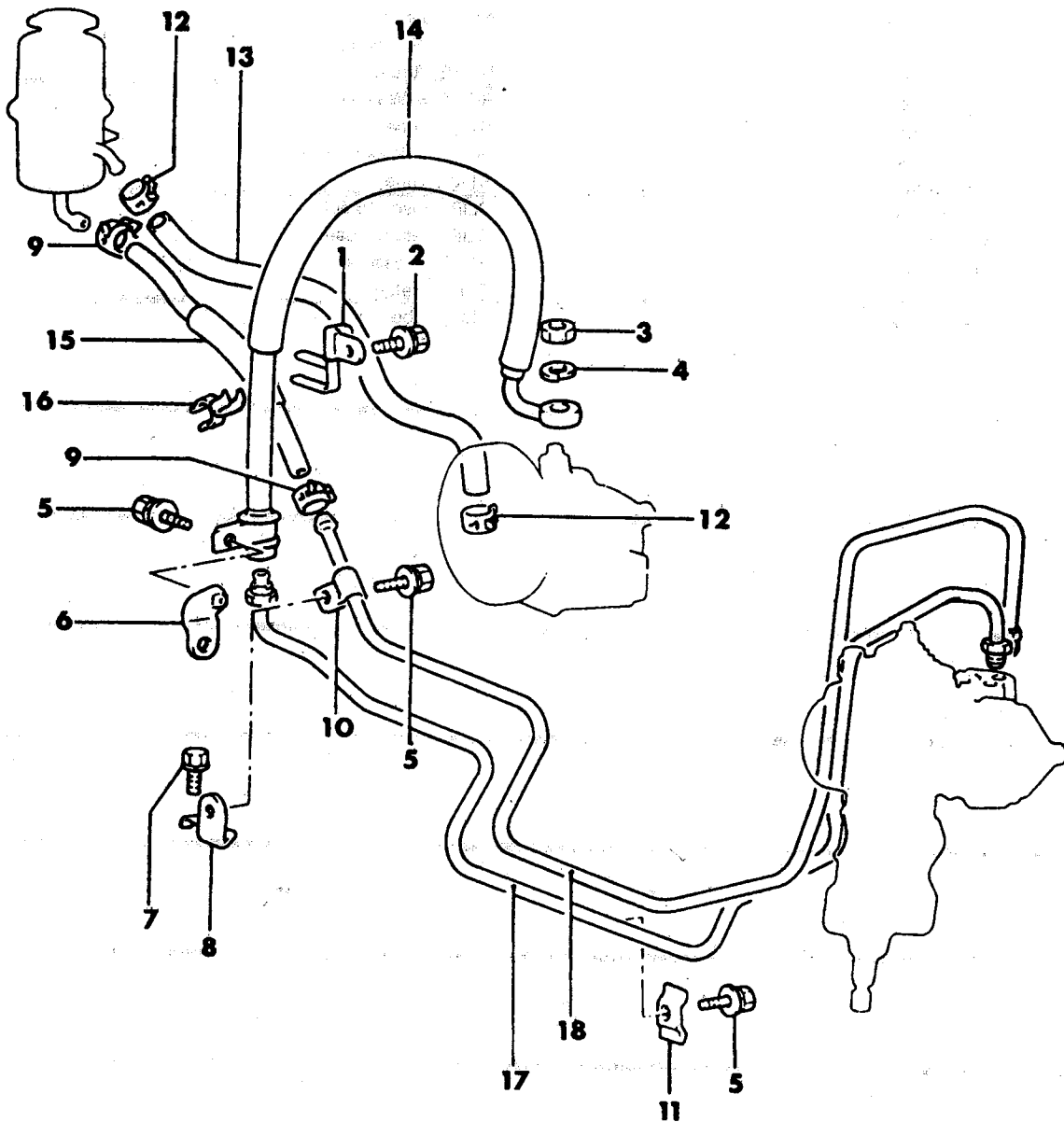


Figure 19-4300  
 HOSE AND ATTACHING PARTS, POWER STEERING  
 27 4WD - RAIDER W/ 3.0L ENG.

# 1989 IMPORT PARTS CATALOG

Figure 19-4300  
Illus. Page 19-103

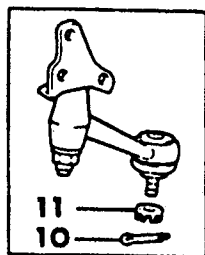
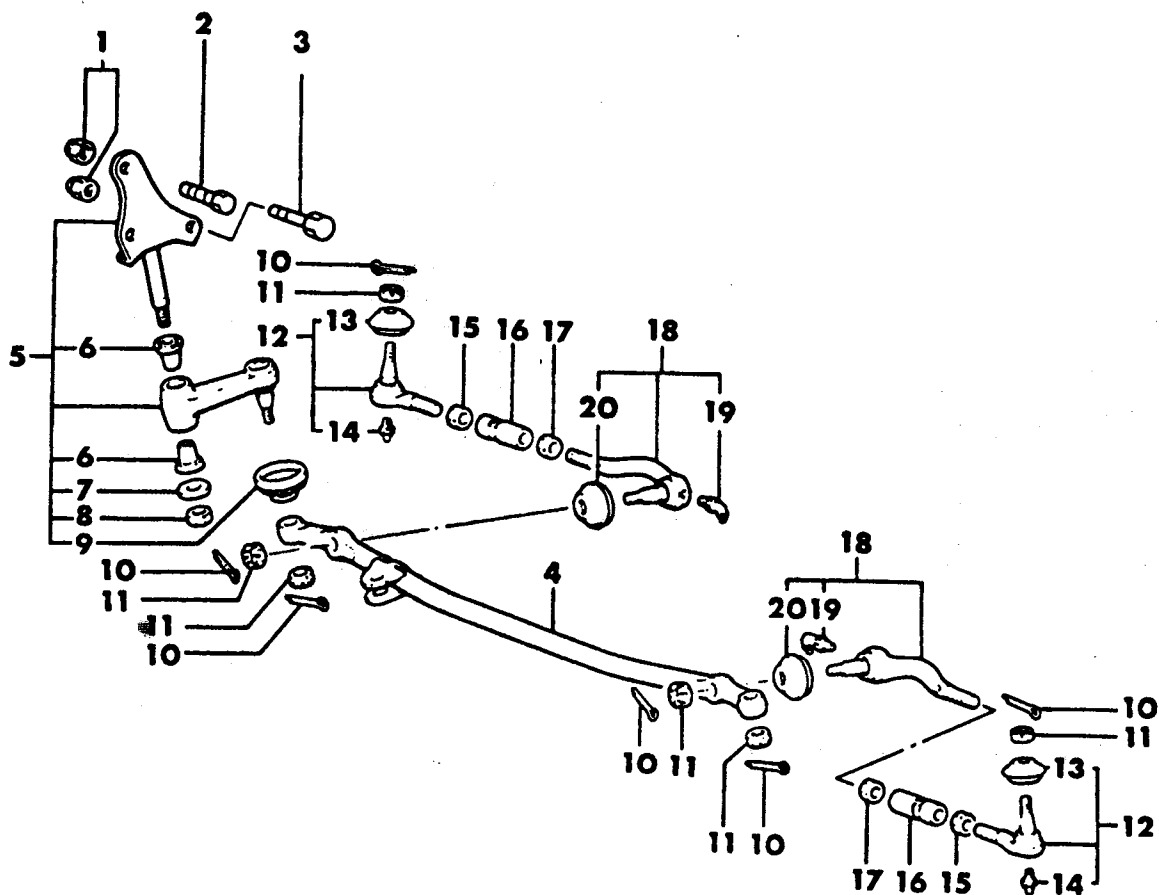
## STEERING

ITEM	PART NUMBER	QTY	BODY	MODEL	DESCRIPTION
HOSE AND ATTACHING PARTS, POWER STEERING 27 4WD - RAIDER W/ 3.0L ENG.					
1	MB261 600	1			CLIP, Cable
2	#MF247 863	1			BOLT, w/Washer (6X14)
3	MF430 727	1			NUT, (12)
4	MF450 407	1			WASHER, (12)
5	#MF243 649	3			BOLT, w/Washer (8X16)
6	#MB243 489	1			STAY
7	MF240 080	1			BOLT, w/Washer (10X20)
8	#MB243 529	1			STAY
9	MS660 166	2			CLIP, (15.5)
10	MB243 269	1			CLIP, (10)
11	MB192 958	1			CLIP, (G)
12	MS660 168	2			CLIP, (17.8)
13	MB553 502	1			HOSE, Pump Suction
14	MB553 504	1			HOSE, Pressure
15	MB553 507	1			HOSE, Return
16	MB193 490	1			CLIP, (18-23)
17	MB553 527	1			TUBE, Pressure
18	MB553 508	1			TUBE, Return

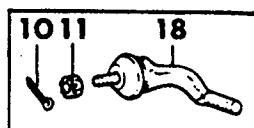
<b>ENGINE:</b>		P=1800 cc	A=2000 cc	<b>TRANS:</b>		A=Automatic
Blank=All		K=1600 cc (w/o Balance Shaft)	F=2600 cc (Car)	Blank=All		M=All Manual
Q=1500 cc		W=2600 cc (Truck)	V=3000 cc			8=4 x 2 Manual
<b>SERIES:</b>		H=High	<b>MODELS:</b>		24 FWD=2-Dr Hatchback (Colt LA=Colt 100/Eagle Vista)	24 RWD=2-Dr Hatchback (Conquest)
L=Low		E=Economy	41 FWD=4-Dr Sedan (Colt LA=Colt 100/Eagle Vista)		24 FWD=2-Dr Hatchback (Colt LC/Colt 200)	
M=Medium		P=Premium	45 FWD-4WD=Sta.Wgn. (Colt LA)		41 FWD=4-Dr Sedan (Colt Summit LC/Colt 200)	
			H41 FWD=4-Dr Sedan (2000 GTX)		45 FWD-4WD=Sta.Wgn. (Vista)	
			27 RWD-4WD=Pickup(Ram 50,Pwr.Ram 50)		27 4WD=Sport Utility (Raider)	
NOTE: Colt LA 24-41 models and H41 2000 GTX "are Canada only"						

9719 4800


LINKAGE, STEERING  
 27 4WD - RAIDER



21



22



23

# 1989 IMPORT PARTS CATALOG

Figure 19-4800

Illus. Page 19-113

## STEERING

ITEM	PART NUMBER	QTY	BODY	MODEL	DESCRIPTION
------	-------------	-----	------	-------	-------------

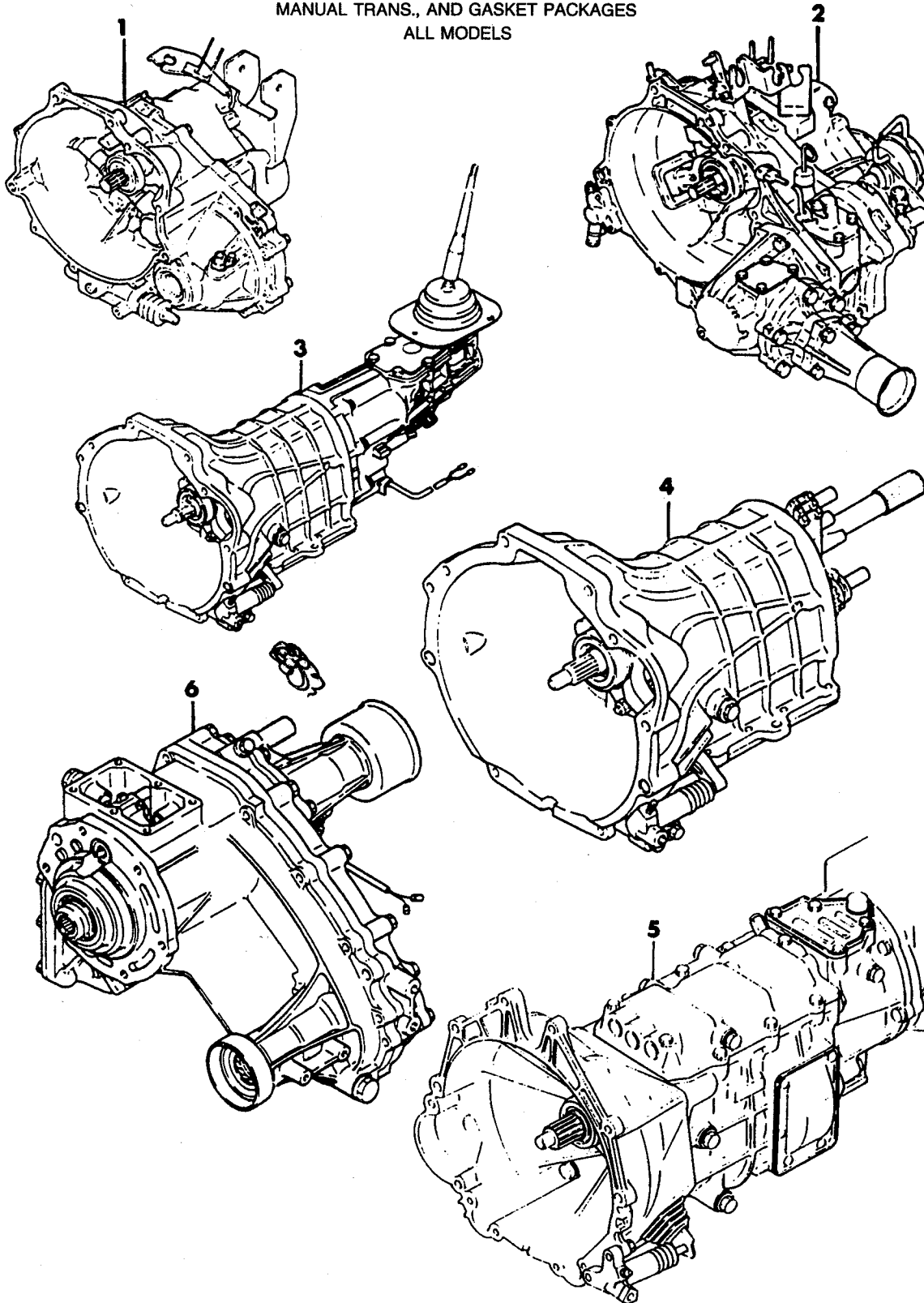
### LINKAGE, STEERING 27 4WD - RAIDER

1	MF445 085	3			NUT, Lock (10)
2	MA150 659	1			BOLT
3	MB076 072	2			BOLT, (10X85)
4	MB243 273	1			ROD, Relay
5		1			ARM, Idler (Serv. in Pkg.)
6	MB243 982	2			BUSHING, Idler Arm
7	MA123 128	1			WASHER
8	MF445 243	1			NUT, Lock (12)
9	MB166 758	1			COVER, Dust
10	MF472 069	6			PIN, Split (3X25)
11	MB243 020	6			NUT, Slotted (12)
12		2			END, Tie Rod Outer (Serv.in Pkg.)
13	MA123 304	2			COVER, Dust
14	MF524 001	2			NIPPLE, Grease (6)
15	MB166 749	2			NUT, Tie Rod
16	MB243 429	2			PIPE
17	MF430 009	2			NUT, (16)
18		2			END, Tie Rod Inner (Serv. in Pkg.)
19	MF524 001	2			NIPPLE, Grease (6)
20	MA123 304	2			COVER, Dust
21	MB241 830	1			ARM PACKAGE, Idler
22	MB241 206	2			END PACKAGE, Tie Rod Inner
23	MB241 171	2			END PACKAGE, Tie Rod Outer

<b>ENGINE:</b>	P=1800 cc	A=2000 cc	<b>TRANS:</b>	A=Automatic
Blank=All	K=1600 cc (w/o Balance Shaft)	F=2600 cc (Car)	Blank=All	M=All Manual
Q=1500 cc	W=2600 cc (Truck)	V=3000 cc		8=4 x 2 Manual
<b>SERIES:</b>	H=High	<b>MODELS:</b>	24 FWD=2-Dr Hatchback (Colt LA=Colt 100/Eagle Vista)	24 RWD=2-Dr Hatchback (Conquest)
L=Low	E=Economy		41 FWD=4-Dr Sedan (Colt LA=Colt 100/Eagle Vista)	24 FWD=2-Dr Hatchback (Colt LC/Colt 200)
M=Medium	P=Premium		45 FWD-4WD=Sta.Wgn. (Colt LA)	41 FWD=4-Dr Sedan (Colt Summit LC/Colt 200)
			H41 FWD=4-Dr Sedan (2000 GTX)	45 FWD-4WD=Sta.Wgn. (Vista)
			27 RWD-4WD=Pickup(Ram 50,Pwr.Ram 50)	27 4WD=Sport Utility (Raider)
			NOTE: Colt LA 24-41 models and H41 2000 GTX "are Canada only"	

AR=Use as Required # =New Part Number --Non Illustrated Part P.A.R.=Paint as Required

NOVEMBER, 1989

**9721 100**TRANSAXLE, TRANSMISSION, TRANSFER CASE, ASSEMBLIES  
MANUAL TRANS., AND GASKET PACKAGES  
ALL MODELS

# 1989 IMPORT PARTS CATALOG

Figure 21M-100  
Illus. Page 21M-5

## TRANSMISSION, MANUAL

ITEM	PART NUMBER	QTY	BODY	MODEL	DESCRIPTION
------	-------------	-----	------	-------	-------------

### TRANSAXLE, TRANSMISSION, TRANSFER CASE, ASSEMBLIES MANUAL TRANS., AND GASKET PACKAGES ALL MODELS

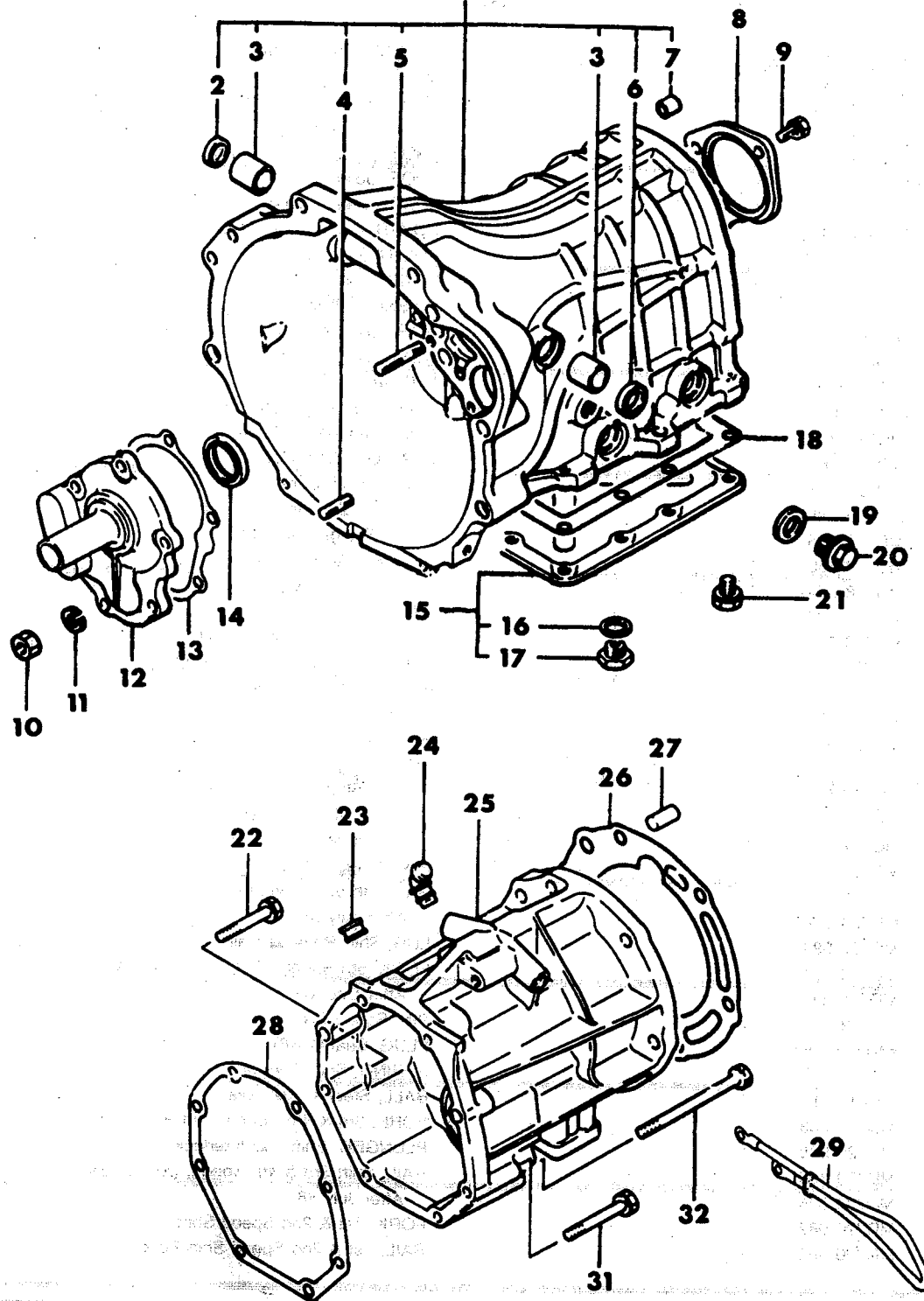
<b>1 TRANSAXLE ASSEMBLY</b>					
	MD995 450	1	24LC FWD		KM200-0-BKL, Q Eng. 4 Speed Trans., Except Canada
	MD995 237	1	24,41LC FWD		KM201-0-CKQL, Q Eng. 5 Speed Trans.
	MD995 439	1	41LC FWD		KM206-0-EKQL, K Eng. w/o Turbo, 5 Speed Trans.
	MD995 418	1	24LC FWD		KM210-0-BQL, K Eng., w/Turbo, 5 Speed Trans.
	# MD995 228	1	24LA FWD		KM200-0-BSL, Q Eng. 4 Speed Trans. (Low Line)
	# MD995 240	1	41LA FWD		KM201-0-CSL, Q Eng. 5 Speed Trans. (Low Line)
	MD995 406	1	24,41LA FWD		KM201-0-CSKL, Q Eng. 5 Speed Trans. (Med. Line)
	MD995 237	1	45LA FWD		KM201-0-CKQL, Q Eng. 5 Speed Trans.
	# MD995 244	1	24,41LA FWD		KM206-0-CKL, K Eng. 5 Speed Trans. (High Line)
	MD995 327	1	45 FWD VISTA		KM206-0-CKZ, A Eng. 5 Speed Trans.
	MD995 361	1	H41 GALANT		KM206-0-CKNH, A Eng. w/o (DOHC) 5 Speed Trans.
	MD995 364	1	H41 GALANT		KM206-0-EKPH, A Eng. w/(DOHC) 5 Speed Trans.
<b>2 TRANSAXLE ASSEMBLY, w/Transfer 4WD</b>					
	MD995 541	1	45 4WD WGN.		KM221-1-NL5, P Eng. 5 Speed Trans.
	MD995 189	1	45 4WD VISTA		KM182-0-A, A Eng. 5 Speed Trans.
<b>3 TRANSMISSION ASSEMBLY</b>					
	MD995 437	1	24 RWD		KM132-M-CNL, F Eng. 5 Speed Trans.
	MD995 334	1	27 RWD		KM132-K-DL, A Eng. 5 Speed Trans. (L-Line)
	# MD995 288	1	27 RWD		KM132-I-BL, W Eng. 5 Speed Trans. (L,H,P-Line)
	# MD995 287	1	27 RWD		KM132-I-FL, W Eng. 5 Speed Trans. (L-Line)
<b>4 TRANSMISSION ASSEMBLY</b>					
	# MD724 278	1	27 4WD		KM145-8, W Eng. 5 Speed Trans.
	# MD724 273	1	27 RAIDER		KM145-9, W Eng. 5 Speed Trans.
<b>5 TRANSMISSION ASSEMBLY</b>					
	ME580 802	1	27 RAIDER		6G72, V Eng. 5 Speed Trans.
<b>6 TRANSFER CASE ASSEMBLY</b>					
	MD729 807	1	27 4WD		KM145, W Eng., w/5 Speed Trans.
	MD729 808	1	27 4WD		W Eng. w/Automatic Trans.
	MD733 918	1	27 RAIDER		KM145, W,V Eng., w/5 Speed Trans.
	MD733 924	1	27 RAIDER		KM148-2, V Eng., w/Automatic Trans.
<b>GASKET PACKAGE, Transmission</b>					
	MD997 829	1	24 RWD		F Eng. 5 Speed Trans.
	# MD703 968	1	27 RWD		A Eng. 5 Speed Trans.
	MD997 717	1	27 RWD		W Eng. 5 Speed Trans.
	MD997 885	1	27 4WD		W Eng. 5 Speed Trans.
	MD997 885	1	27 RAIDER		W Eng. 5 Speed Trans.
<b>Consists Of:</b>					
Gasket, Frt. Brg. Retainer (1)					
Gasket, Ext. Hsg. (1)					
Gasket, Case Cover (1)					
Gasket, Shift Tower (1)					
Gasket, G/Shift Lever Plate (2)					
<b>GASKET PACKAGE, Transfer Case</b>					
	MD997 758	1	27 4WD		W Eng. Automatic Trans.
	MD997 757	1	27 4WD		W Eng. 5 Speed Trans.
	MD997 757	1	27 RAIDER		W Eng. 5 Speed Trans.

<b>ENGINE:</b>	P=1800 cc	A=2000 cc	<b>TRANS:</b>	A=Automatic
Blank=All	K=1600 cc (w/o Balance Shaft)	F=2600 cc (Car)	Blank=All	M=All Manual
Q=1500 cc	W=2600 cc (Truck)	V=3000 cc		8=4 x 2 Manual

<b>SERIES:</b>	H=High	<b>MODELS:</b>	24 FWD=2-Dr Hatchback (Colt LA=Colt 100/Eagle Vista)	24 RWD=2-Dr Hatchback (Conquest)
L=Low	E=Economy		41 FWD=4-Dr Sedan (Colt LA=Colt 100/Eagle Vista)	24 FWD=2-Dr Hatchback (Colt LC/Colt 200)
M=Medium	P=Premium		45 FWD-4WD=Sta.Wgn. (Colt LA)	41 FWD=4-Dr Sedan (Colt Summit LC/Colt 200)
			H41 FWD=4-Dr Sedan (2000 GTX)	45 FWD-4WD=Sta.Wgn. (Vista)
			27 RWD-4WD=Pickup(Ram 50,Pwr.Ram 50)	27 4WD=Sport Utility (Raider)

NOTE: Colt LA 24-41 models and H41 2000 GTX "are Canada only"

9721 3300

CASE AND ADAPTER  
MANUAL TRANSMISSION, 5 SPEED  
24 RWD, 27 RWD, 27 4WD, 27 RAIDER



# 1989 IMPORT PARTS CATALOG

Figure 21M-3300  
Illus. Page 21M-111

## TRANSMISSION, MANUAL

ITEM	PART NUMBER	QTY	BODY	MODEL	DESCRIPTION
CASE AND ADAPTER MANUAL TRANSMISSION, 5 SPEED 24 RWD, 27 RWD, 27 4WD, 27 RAIDER					
1	CASE ASSEMBLY, Trans.				
	#MD725 856	1		24	F Eng. 5 Speed Trans.
	MD723 815	1		27 RWD	A Eng. 5 Speed Trans.
	MD725 272	1		27 RWD	W Eng. 5 Speed Trans.
	MD725 272	1		27 4WD	W Eng. 5 Speed Trans.
	MD725 856	1		27 RAIDER	W Eng. 5 Speed Trans.
2	MD701 867	1		27	CAP
3	MD701 248	2		27	BUSHING, Clutch Control Shaft
4	MS401 325	5			STUD, (8x20) A Eng.
	MS401 327	5			(8x25) W Eng.
5	MS401 332	1			STUD, (8x38)
6	MD701 721	1		27	OIL SEAL
7	MS471 104	2			BUSHING, Knock, (8x9)
8	MD703 416	1		27 RWD	RETAINER, Bearing Rear, A Eng.
	MD717 089	1		27	W Eng.
	MD727 578	1		24	F Eng.
9	MD700 758	3		27 RWD	SCREW, w/Washer, (8x20), A Eng.
	MD704 449	4			BOLT, F,W Eng.
10	MF430 005	6			NUT, (8)
11	MF450 405	6			WASHER, Spring, (8)
12	MD727 288	1		24	RETAINER, Bearing, Front, F Eng.
	MD703 388	1		27 RWD	A Eng.
	MD725 211	1		27	W Eng.
	MD725 129	1		27 RAIDER	W Eng.
13	#MD725 130	1		24	GASKET, Bearing Retainer, Front, F Eng.
	#MD725 130	1		27	W Eng., (L,H,P-Line)
	MD713 503	1		27	W Eng., (L-Line)
	MD703 734	1		27 RWD	A Eng.
14	MD723 202	1			OIL SEAL
15	MD703 443	1		27	COVER ASSEMBLY, Under
	MD727 553	1		24	
16	MD016 339	1			PACKING
	MD000 312	1		24	GASKET, (18.2)
17	MB001 293	1			PLUG ASSEMBLY, Magnet
18	MD703 796	1			GASKET, Under Cover
	MD727 531	1		24	RING, Under Cover, Seal
19	MF660 036	1			GASKET, (16)
20	#MD701 850	1			PLUG, (16x16)
21	MF140 022	12			BOLT, w/Washer, (8x16)
	#MD700 760	12		24	(8x30)
22	#MD700 763	4		27 4WD	BOLT, w/Washer, (8x55)
23	MD704 223	1		27 4WD	PLUG
24	MD715 206	1		27 4WD	BREATHER, Air
25	MD729 949	1		27 4WD	ADAPTER, Transfer Case
26	MD704 140	1		27 4WD	GASKET, Adapter
27	MF472 406	1		27 4WD	PIN, Dowel, (12x24)
28	#MD703 812	1		27 4WD	GASKET, Adapter
29	MB415 787			27 4WD	CABLE, Earth
31	MD700 764	1		27 4WD	BOLT, w/Washer, (8x65)

ENGINE: P=1800 cc A=2000 cc TRANS: A=Automatic  
Blank=All K=1600 cc (w/o Balance Shaft) F=2600 cc (Car) M=All Manual  
Q=1500 cc W=2600 cc (Truck) V=3000 cc S=4 x 2 Manual

SERIES: H=High MODELS: 24 FWD=2-Dr Hatchback (Colt LA=Colt 100/Eagle Vista) 24 RWD=2-Dr Hatchback (Conquest)  
L=Low E=Economy 41 FWD=4-Dr Sedan (Colt LA=Colt 100/Eagle Vista) 24 FWD=2-Dr Hatchback (Colt LC/Colt 200)  
M=Medium P=Premium 45 FWD-4WD=Sta.Wgn. (Colt LA) 41 FWD=4-Dr Sedan (Colt Summit LC/Colt 200)  
H41 FWD=4-Dr Sedan (2000 GTX) 45 FWD-4WD=Sta.Wgn. (Vista)  
27 RWD-4WD=Pickup (Ram 50,Pwr.Ram 50) 27 4WD=Sport Utility (Raider)

NOTE: Colt LA 24-41 models and H41 2000 GTX "are Canada only"

AR=Use as Required #=New Part Number --=Non Illustrated Part P.A.R.=Paint as Required

NOVEMBER, 1989

Illus. Page 21M-112 .

TRANSMISSION, MANUAL

ITEM	PART NUMBER	QTY	BODY	MODEL	DESCRIPTION	7105	7106	7107	7108	7109	7110	7111	7112	7113	7114	7115	7116	7117	7118	7119	7120	7121	7122	7123	7124	7125	7126	7127	7128	7129	7130	7131	7132	7133	7134	7135	7136	7137	7138	7139	7140	7141	7142	7143	7144	7145	7146	7147	7148	7149	7150	7151	7152	7153	7154	7155	7156	7157	7158	7159	7160	7161	7162	7163	7164	7165	7166	7167	7168	7169	7170	7171	7172	7173	7174	7175	7176	7177	7178	7179	7180	7181	7182	7183	7184	7185	7186	7187	7188	7189	7190	7191	7192	7193	7194	7195	7196	7197	7198	7199	7200	7201	7202	7203	7204	7205	7206	7207	7208	7209	7210	7211	7212	7213	7214	7215	7216	7217	7218	7219	7220	7221	7222	7223	7224	7225	7226	7227	7228	7229	7230	7231	7232	7233	7234	7235	7236	7237	7238	7239	7240	7241	7242	7243	7244	7245	7246	7247	7248	7249	7250	7251	7252	7253	7254	7255	7256	7257	7258	7259	7260	7261	7262	7263	7264	7265	7266	7267	7268	7269	7270	7271	7272	7273	7274	7275	7276	7277	7278	7279	7280	7281	7282	7283	7284	7285	7286	7287	7288	7289	7290	7291	7292	7293	7294	7295	7296	7297	7298	7299	7300	7301	7302	7303	7304	7305	7306	7307	7308	7309	7310	7311	7312	7313	7314	7315	7316	7317	7318	7319	7320	7321	7322	7323	7324	7325	7326	7327	7328	7329	7330	7331	7332	7333	7334	7335	7336	7337	7338	7339	7340	7341	7342	7343	7344	7345	7346	7347	7348	7349	7350	7351	7352	7353	7354	7355	7356	7357	7358	7359	7360	7361	7362	7363	7364	7365	7366	7367	7368	7369	7370	7371	7372	7373	7374	7375	7376	7377	7378	7379	7380	7381	7382	7383	7384	7385	7386	7387	7388	7389	7390	7391	7392	7393	7394	7395	7396	7397	7398	7399	7400	7401	7402	7403	7404	7405	7406	7407	7408	7409	7410	7411	7412	7413	7414	7415	7416	7417	7418	7419	7420	7421	7422	7423	7424	7425	7426	7427	7428	7429	7430	7431	7432	7433	7434	7435	7436	7437	7438	7439	7440	7441	7442	7443	7444	7445	7446	7447	7448	7449	7450	7451	7452	7453	7454	7455	7456	7457	7458	7459	7460	7461	7462	7463	7464	7465	7466	7467	7468	7469	7470	7471	7472	7473	7474	7475	7476	7477	7478	7479	7480	7481	7482	7483	7484	7485	7486	7487	7488	7489	7490	7491	7492	7493	7494	7495	7496	7497	7498	7499	7500	7501	7502	7503	7504	7505	7506	7507	7508	7509	7510	7511	7512	7513	7514	7515	7516	7517	7518	7519	7520	7521	7522	7523	7524	7525	7526	7527	7528	7529	7530	7531	7532	7533	7534	7535	7536	7537	7538	7539	7540	7541	7542	7543	7544	7545	7546	7547	7548	7549	7550	7551	7552	7553	7554	7555	7556	7557	7558	7559	7560	7561	7562	7563	7564	7565	7566	7567	7568	7569	7570	7571	7572	7573	7574	7575	7576	7577	7578	7579	7580	7581	7582	7583	7584	7585	7586	7587	7588	7589	7590	7591	7592	7593	7594	7595	7596	7597	7598	7599	7600	7601	7602	7603	7604	7605	7606	7607	7608	7609	7610	7611	7612	7613	7614	7615	7616	7617	7618	7619	7620	7621	7622	7623	7624	7625	7626	7627	7628	7629	7630	7631	7632	7633	7634	7635	7636	7637	7638	7639	7640	7641	7642	7643	7644	7645	7646	7647	7648	7649	7650	7651	7652	7653	7654	7655	7656	7657	7658	7659	7660	7661	7662	7663	7664	7665	7666	7667	7668	7669	7670	7671	7672	7673	7674	7675	7676	7677	7678	7679	7680	7681	7682	7683	7684	7685	7686	7687	7688	7689	7690	7691	7692	7693	7694	7695	7696	7697	7698	7699	7700	7701	7702	7703	7704	7705	7706	7707	7708	7709	7710	7711	7712	7713	7714	7715	7716	7717	7718	7719	7720	7721	7722	7723	7724	7725	7726	7727	7728	7729	7730	7731	7732	7733	7734	7735	7736	7737	7738	7739	7740	7741	7742	7743	7744	7745	7746	7747	7748	7749	7750	7751	7752	7753	7754	7755	7756	7757	7758	7759	7760	7761	7762	7763	7764	7765	7766	7767	7768	7769	7770	7771	7772	7773	7774	7775	7776	7777	7778	7779	7780	7781	7782	7783	7784	7785	7786	7787	7788	7789	7790	7791	7792	7793	7794	7795	7796	7797	7798	7799	7800	7801	7802	7803	7804	7805	7806	7807	7808	7809	7810	7811	7812	7813	7814	7815	7816	7817	7818	7819	7820	7821	7822	7823	7824	7825	7826	7827	7828	7829	7830	7831	7832	7833	7834	7835	7836	7837	7838	7839	7840	7841	7842	7843	7844	7845	7846	7847	7848	7849	7850	7851	7852	7853	7854	7855	7856	7857	7858	7859	7860	7861	7862	7863	7864	7865	7866	7867	7868	7869	7870	7871	7872	7873	7874	7875	7876	7877	7878	7879	7880	7881	7882	7883	7884	7885	7886	7887	7888	7889	7890	7891	7892	7893	7894	7895	7896	7897	7898	7899	7900	7901	7902	7903	7904	7905	7906	7907	7908	7909	7910	7911	7912	7913	7914	7915	7916	7917	7918	7919	7920	7921	7922	7923	7924	7925	7926	7927	7928	7929	7930	7931	7932	7933	7934	7935	7936	7937	7938	7939	7940	7941	7942	7943	7944	7945	7946	7947	7948	7949	7950	7951	7952	7953	7954	7955	7956	7957	7958	7959	7960	7961	7962	7963	7964	7965	7966	7967	7968	7969	7970	7971	7972	7973	7974	7975	7976	7977	7978	7979	7980	7981	7982	7983	7984	7985	7986	7987	7988	7989	7990	7991	7992	7993	7994	7995	7996	7997	7998	7999	8000
------	-------------	-----	------	-------	-------------	------	------	------	------	------	------	------	------	------	------	------	------	------	------	------	------	------	------	------	------	------	------	------	------	------	------	------	------	------	------	------	------	------	------	------	------	------	------	------	------	------	------	------	------	------	------	------	------	------	------	------	------	------	------	------	------	------	------	------	------	------	------	------	------	------	------	------	------	------	------	------	------	------	------	------	------	------	------	------	------	------	------	------	------	------	------	------	------	------	------	------	------	------	------	------	------	------	------	------	------	------	------	------	------	------	------	------	------	------	------	------	------	------	------	------	------	------	------	------	------	------	------	------	------	------	------	------	------	------	------	------	------	------	------	------	------	------	------	------	------	------	------	------	------	------	------	------	------	------	------	------	------	------	------	------	------	------	------	------	------	------	------	------	------	------	------	------	------	------	------	------	------	------	------	------	------	------	------	------	------	------	------	------	------	------	------	------	------	------	------	------	------	------	------	------	------	------	------	------	------	------	------	------	------	------	------	------	------	------	------	------	------	------	------	------	------	------	------	------	------	------	------	------	------	------	------	------	------	------	------	------	------	------	------	------	------	------	------	------	------	------	------	------	------	------	------	------	------	------	------	------	------	------	------	------	------	------	------	------	------	------	------	------	------	------	------	------	------	------	------	------	------	------	------	------	------	------	------	------	------	------	------	------	------	------	------	------	------	------	------	------	------	------	------	------	------	------	------	------	------	------	------	------	------	------	------	------	------	------	------	------	------	------	------	------	------	------	------	------	------	------	------	------	------	------	------	------	------	------	------	------	------	------	------	------	------	------	------	------	------	------	------	------	------	------	------	------	------	------	------	------	------	------	------	------	------	------	------	------	------	------	------	------	------	------	------	------	------	------	------	------	------	------	------	------	------	------	------	------	------	------	------	------	------	------	------	------	------	------	------	------	------	------	------	------	------	------	------	------	------	------	------	------	------	------	------	------	------	------	------	------	------	------	------	------	------	------	------	------	------	------	------	------	------	------	------	------	------	------	------	------	------	------	------	------	------	------	------	------	------	------	------	------	------	------	------	------	------	------	------	------	------	------	------	------	------	------	------	------	------	------	------	------	------	------	------	------	------	------	------	------	------	------	------	------	------	------	------	------	------	------	------	------	------	------	------	------	------	------	------	------	------	------	------	------	------	------	------	------	------	------	------	------	------	------	------	------	------	------	------	------	------	------	------	------	------	------	------	------	------	------	------	------	------	------	------	------	------	------	------	------	------	------	------	------	------	------	------	------	------	------	------	------	------	------	------	------	------	------	------	------	------	------	------	------	------	------	------	------	------	------	------	------	------	------	------	------	------	------	------	------	------	------	------	------	------	------	------	------	------	------	------	------	------	------	------	------	------	------	------	------	------	------	------	------	------	------	------	------	------	------	------	------	------	------	------	------	------	------	------	------	------	------	------	------	------	------	------	------	------	------	------	------	------	------	------	------	------	------	------	------	------	------	------	------	------	------	------	------	------	------	------	------	------	------	------	------	------	------	------	------	------	------	------	------	------	------	------	------	------	------	------	------	------	------	------	------	------	------	------	------	------	------	------	------	------	------	------	------	------	------	------	------	------	------	------	------	------	------	------	------	------	------	------	------	------	------	------	------	------	------	------	------	------	------	------	------	------	------	------	------	------	------	------	------	------	------	------	------	------	------	------	------	------	------	------	------	------	------	------	------	------	------	------	------	------	------	------	------	------	------	------	------	------	------	------	------	------	------	------	------	------	------	------	------	------	------	------	------	------	------	------	------	------	------	------	------	------	------	------	------	------	------	------	------	------	------	------	------	------	------	------	------	------	------	------	------	------	------	------	------	------	------	------	------	------	------	------	------	------	------	------	------	------	------	------	------	------	------	------	------	------	------	------	------	------	------	------	------	------	------	------	------	------	------	------	------	------	------	------	------	------	------	------	------	------	------	------	------	------	------	------	------	------	------	------	------	------	------	------	------	------	------	------	------	------	------	------	------	------	------	------	------	------	------	------	------	------	------	------	------	------	------	------	------	------	------	------	------	------	------	------	------	------	------	------	------	------	------	------	------	------	------	------	------	------

CASE AND ADAPTER																																																																																																																																																																																																																																																																																																																																																																																																																																																																																																																																										
MANUAL TRANSMISSION, 5 SPEED																																																																																																																																																																																																																																																																																																																																																																																																																																																																																																																																										
24 RWD, 27 RWD, 27 4WD, 27 RAIDER																																																																																																																																																																																																																																																																																																																																																																																																																																																																																																																																										
32	MD726 989	2	27 4WD	BOLT, w/Washer																																																																																																																																																																																																																																																																																																																																																																																																																																																																																																																																						</

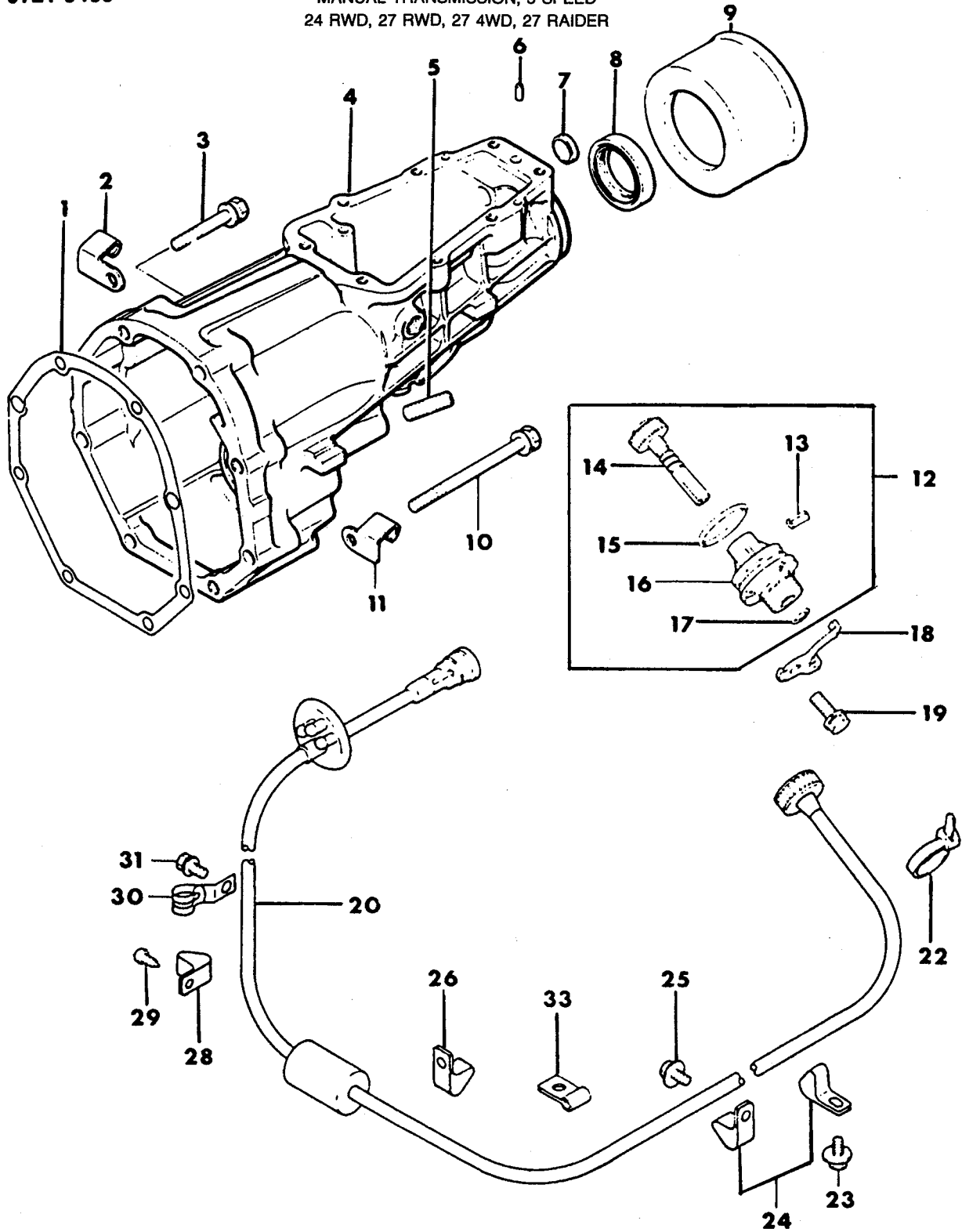
<b>ENGINE:</b>	P=1800 cc	A=2000 cc	<b>TRANS:</b>	A=Automatic
Blank=All	K=1600 cc (w/o Balance Shaft)	F=2600 cc (Car)	Blank=All	M=All Manual
Q=1500 cc	W=2600 cc (Truck)	V=3000 cc		8=4 x 2 Manual

**SERIES:** H=High **MODELS:** 24 FWD=2-Dr Hatchback (Colt LA=Colt 100/Eagle Vista) 24 RWD=2-Dr Hatchback (Conquest)  
**L=Low** E=Economy 41 FWD=4-Dr Sedan (Colt LA=Colt 100/Eagle Vista) 24 FWD=2-Dr Hatchback (Colt LC/Colt 200)  
**M=Medium** P=Premium 45 FWD=4WD=S.A.Wgn. (Colt LA) 41 FWD=4-Dr Sedan (Colt Summit LC/Colt 200)  
 H41 FWD=4-Dr Sedan (2000 GTX) 45 FWD=4WD=S.A.Wgn. (Vista)  
 27 RWD=4WD=Pickup (Ram 50,Pwr.Ram 50) 27 4WD=Sport Utility (Raider)  
**NOTE:** Colt LA 24-41 models and H41 2000 GTX "are Canada only"

AA=Use as Required # = New Part Number - = Non Illustrated Part P.A.R.=Paint as Required NOVEMBER, 1989



9721 3400

EXTENSION, SPEEDOMETER CABLE AND PINION  
MANUAL TRANSMISSION, 5 SPEED  
24 RWD, 27 RWD, 27 4WD, 27 RAIDER

# 1989 IMPORT PARTS CATALOG

Figure 21M-3400  
Illus. Page 21M-115

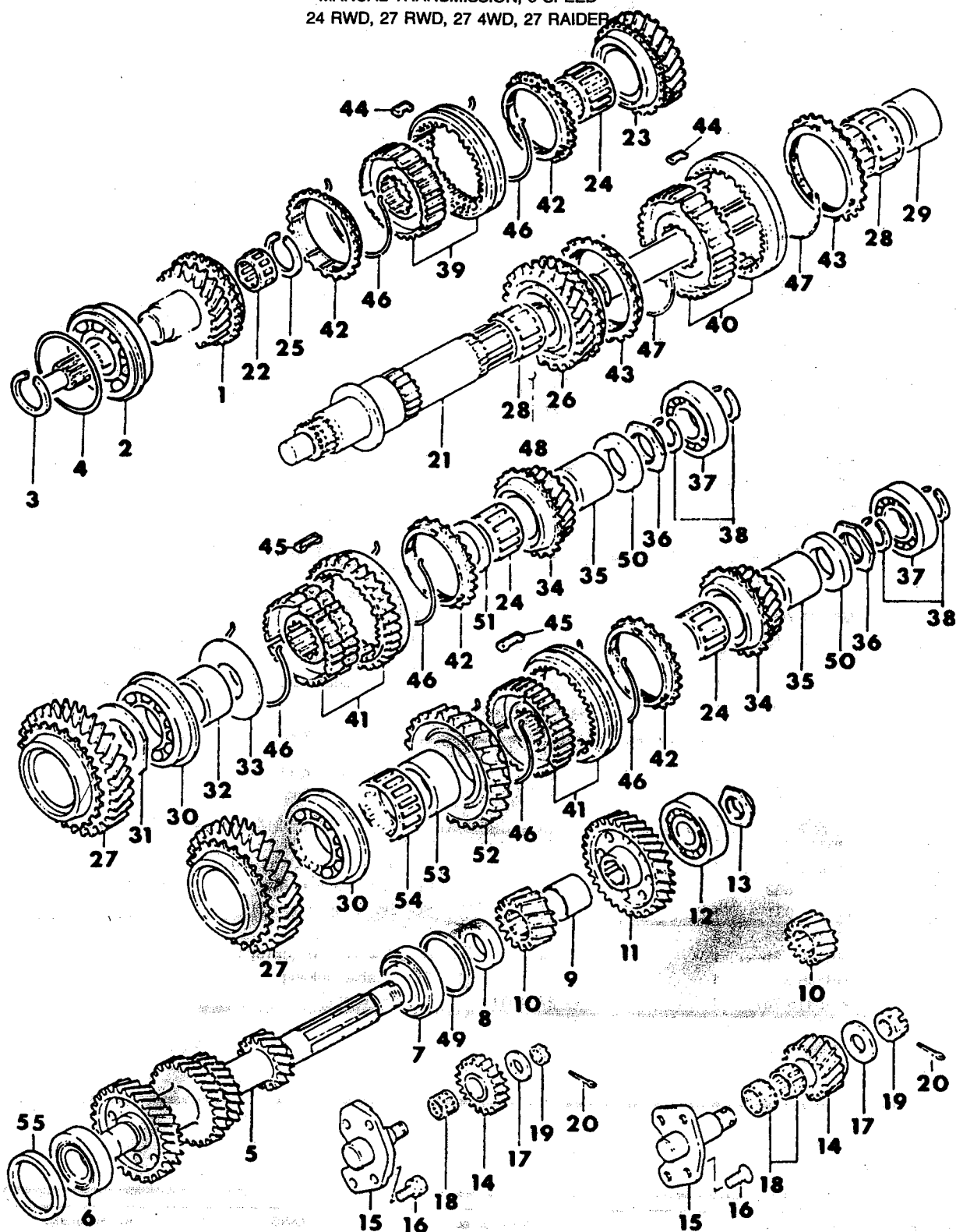
## TRANSMISSION, MANUAL

ITEM	PART NUMBER	QTY	BODY	MODEL	DESCRIPTION
EXTENSION, SPEEDOMETER CABLE AND PINION MANUAL TRANSMISSION, 5 SPEED 24 RWD, 27 RWD, 27 4WD, 27 RAIDER					
1	#MD703 812	1			GASKET, Extension Housing
2	MD703 740	1			FASTENER, Cord, (RT)
3	#MD700 763	6			BOLT, w/Washer, (8x55)
4-8	MD711 771	1			HOUSING ASSEMBLY, Extension
4		1			HOUSING, Extension (Serv. in Assy.)
5	MS401 450	2			STUD, (10x25)
6	MF472 402	2			PIN, Dowel, (5x12)
7	MD701 803	1			CAP, Control Shaft
8	#MD703.743	1			OIL SEAL, Rear
9	MD700 154	1			GUARD, Dust Seal
10	MD700 767	2			BOLT, w/Washer, (8x110)
11	MD703 741	1			FASTENER, Cord, (LT)
12	MD705 423	1		24	SLEEVE ASSEMBLY, Speedometer, F Eng.
	#MD705 424	1		27 RWD	A Eng.
	#MD705 426	1		27	W Eng., (L-Line) D,P Trim
	#MD705 422	1		27	W Eng., (L,H,P-Line)
13	MF472 536	1			PIN, Spring (3x16)
14	MD705 463	1		24	GEAR, Speedometer Driven (23NT) F Eng.
	#MD705 464	1		27 RWD	A Eng., (24NT)
	#MD705 466	1		27 RWD	W Eng., (26NT) (L-Line), D,P Trim
	#MD705 462	1		27 RWD	W Eng., (22NT) (L,H,P-Line)
15	#MF520 403	1			O-RING, (35)
16	#MD705 450	1			SLEEVE, Speedometer Driven Gear
17	MD701 788	1			O-RING, (10.3)
18	#MD705 451	1			CLAMP, Sleeve
19	MF241 252	1			BOLT, w/Washer, (8x18)
20	#MB415 430	1		27 RWD	CABLE, Speedometer, 59-1/4" Lg.
	MB183 886	1		24	
22	#MS470 087	1		24	CLIP, Cable (122)
	MB070 453	1		27	
23	#MF243 649	1		27	BOLT, w/Washer, (8x16)
24	MB141 310	1		24	CLIP, Cable Holding
25	#MS240 141	2		24	BOLT, w/Washer (6x16)
26	MB141 310	1		24	CLIP, Cable Holding
27	MB285 919	1		24	CLAMP ASSEMBLY, (LCD)
28	MB098 602	1		24	CLIP, Chassis Harness
29	MF455 031	1		24	SCREW, Tapping (5x12)
30	MS470 059	1		24	CLIP, Cable (80)
31	MS240 121	1		24	BOLT, w/Washer (6x16)
33	MB196 524	1		27	CLIP, Cable Holding
	#MB415 787	1		27 RWD	CABLE, Earth

<b>ENGINE:</b>		P=1800 cc	A=2000 cc	<b>TRANS:</b>		A=Automatic
Blank=All		K=1600 cc (w/o Balance Shaft)	F=2600 cc (Car)	Blank=All		M=All Manual
Q=1500 cc		W=2600 cc (Truck)	V=3000 cc			8=4 x 2 Manual
<b>SERIES:</b>		H=High	<b>MODELS:</b>		24 FWD=2-Dr Hatchback (Colt LA=Colt 100/Eagle Vista)	24 RWD=2-Dr Hatchback (Conquest)
L=Low		E=Economy			41 FWD=4-Dr Sedan (Colt LA=Colt 100/Eagle Vista)	24 FWD=2-Dr Hatchback (Colt LC/Colt 200)
M=Medium		P=Premium			45 FWD=4WD=Sta.Wgn. (Colt LA)	41 FWD=4-Dr Sedan (Colt Summit LC/Colt 200)
					H41 FWD=4-Dr Sedan (2000 GTX)	45 FWD=4WD=Sta.Wgn. (Vista)
					27 RWD=4WD=Pickup(Ram 50,Pwr.Ram 50)	27 4WD=Sport Utility (Raider)
					NOTE: Colt LA 24-41 models and H41 2000 GTX "are Canada only"	

**9721 3500**

GEAR TRAIN  
MANUAL TRANSMISSION, 5 SPEED  
24 RWD, 27 RWD, 27 4WD, 27 RAIDER



# 1989 IMPORT PARTS CATALOG

Figure 21M-3500  
Illus. Page 21M-117

## TRANSMISSION, MANUAL

ITEM	PART NUMBER	QTY	BODY	MODEL	DESCRIPTION
GEAR TRAIN					
MANUAL TRANSMISSION, 5 SPEED					
24 RWD, 27 RWD, 27 4WD, 27 RAIDER					
1	MD703 707	1		27 RWD	GEAR, Main Drive, A Eng.
	MD703 782	1		27	W Eng.
	MD727 219	1		24	F Eng.
	MD725 078	1		27 RAIDER	W Eng.
2	MD703 799	1		27 RWD	BEARING, Ball, A Eng.
	MD725 209	1		27	W Eng.
	MD728 055	1		24	F Eng.
	MD731 727	1		27 RAIDER	W Eng.
3					SNAP RING, Selective
	MD701 729	AR			T=2.30mm
	MD701 730	AR			T=2.35mm
	MD701 731	AR			T=2.40mm
	MD701 732	AR			T=2.45mm
	MD701 733	AR			T=2.50mm
4					SPACER, Selective
	MD701 845	AR		27	T=0.84mm
	MD701 839	AR		27	T=0.93mm
	MD701 840	AR		27	T=1.02mm
	MD701 841	AR		27	T=1.11mm
	MD701 842	AR		27	T=1.20mm
	MD701 843	AR		27	T=1.29mm
	MD701 844	AR		27	T=1.38mm
	#MD725 212	AR		24,27	0.84, F,W Eng.
	#MD725 213	AR		24,27	0.93, F,W Eng.
	#MD725 214	AR		24,27	1.02, F,W Eng.
	#MD725 215	AR		24,27	1.11, F,W Eng.
	#MD725 216	AR		24,27	1.20, F,W Eng.
5	MD717 179	1		27 RWD	GEAR, Countershaft Cluster, A Eng.
	MD728 215	1		27	W Eng.
	MD730 795	1		24	F Eng.
6	MD716 038	1		27 RWD	BEARING, Countershaft, Front, A Eng.
	MD717 159	1		27	Taper Roller, W Eng.
	MD727 458	1		24	F Eng.
7	MD703 794	1		27 RWD	BEARING, Countershaft, Rear, A Eng.
	MD717 159	1		27	Taper Roller, W Eng.
	MD727 458	1		24	F Eng.
8	MD703 723	1		27 RWD	SPACER, A Eng.
	MD712 954	1		24,27	F,W Eng.
9	MD703 724	1		27 RWD	SPACER, A Eng.
	MD714 823	1		27 RWD	W Eng.
10	MD703 772	1		27 RWD	GEAR, Countershaft, Reverse, A Eng.
	MD715 769	1		24,27	F,W Eng.
11	MD713 863	1		27 RWD	GEAR, C/Shaft, 5th speed, 43Teeth, A Eng.
	MD727 222	1		24	F Eng.
	MD703 763	1		27 RWD	W Eng.
	MD715 400	1		27 4WD	W Eng.
12	MD703 798	1		27	BEARING, Radial Ball
	MD727 302	1		24	F Eng.
13	MD702 745	1		27 RWD	NUT, Bearing Lock, A Eng.

<b>ENGINE:</b>	P=1800 cc	A=2000 cc	<b>TRANS:</b>	A=Automatic
Blank=All	K=1600 cc (w/o Balance Shaft)	F=2600 cc (Car)	Blank=All	M=All Manual
Q=1500 cc	W=2600 cc (Truck)	V=3000 cc		8=4 x 2 Manual
<b>SERIES:</b>	H=High	<b>MODELS:</b>	24 FWD=2-Dr Hatchback (Colt LA=Colt 100/Eagle Vista)	24 RWD=2-Dr Hatchback (Conquest)
L=Low	E=Economy		41 FWD=4-Dr Sedan (Colt LA=Colt 100/Eagle Vista)	24 FWD=2-Dr Hatchback (Colt LC/Colt 200)
M=Medium	P=Premium		45 FWD-4WD=Sta.Wgn. (Colt LA)	41 FWD=4-Dr Sedan (Colt Summit LC/Colt 200)
			H41 FWD=4-Dr Sedan (2000 GTX)	45 FWD-4WD=Sta.Wgn. (Vista)
			27 RWD-4WD=Pickup(Ram 50,Pwr.Ram 50)	27 4WD=Sport Utility (Raider)
			NOTE: Colt LA 24-41 models and H41 2000 GTX "are Canada only"	

AR=Use as Required # =New Part Number - =Non Illustrated Part P.A.R.=Paint as Required

NOVEMBER, 1989

# 1989 IMPORT PARTS CATALOG

Figure 21M-3500  
Illus. Page 21M-118

TRANSMISSION, MANUAL

ITEM	PART NUMBER	QTY	BODY	MODEL	DESCRIPTION
GEAR TRAIN					
MANUAL TRANSMISSION, 5 SPEED					
24 RWD, 27 RWD, 27 4WD, 27 RAIDER					
	MD727 465	1		27	W Eng.
	MD727 465	1		24	F Eng.
14	MD703 771	1		27 RWD	GEAR, Idler, Reverse, A Eng.
	MD715 770	1		24,27	F,W Eng.
15	# MD703 697	1		27 RWD	SHAFT, Idler Gear, Reverse, A Eng.
	MD714 821	1		24,27	F,W Eng.
16	MD700 758	4		27 RWD	BOLT, w/Washer (8x20) A Eng.
	MD704 449	4		24,27	F,W Eng.
17	MD703 738	1		27 RWD	WASHER, Thrust, A Eng.
	MD714 388	1		24,27	F,W Eng.
18	MD726 905	1		27 RWD	BEARING, Needle, Reverse Idler, A Eng.
	MD712 965	2		24,27	F,W Eng.
19	MF431 105	1		27 RWD	NUT, Slotted, (12) A Eng.
	MF431 107	1		24,27	(16) F,W Eng.
20	MG103 373	1		27 RWD	PIN, Split, A Eng.
	MF472 085	1		24,27	Cotter, (4x30) F,W Eng.
21	MD730 850	1		24	SHAFT, Main, F Eng.
	MD703 761	1		27 RWD	A Eng.
	MD717 011	1		27 RWD	W Eng.
	MD717 012	1		27 4WD	W Eng.
	MD717 012	1		27 RAIDER	W Eng.
22	MD731 433	1			BEARING, Needle
23	MD703 777	1		27	GEAR, 3rd Speed
	MD730 796	1		24	F Eng.
24	MD701 760	1			BEARING, Needle, 3rd Speed Gear
	MD723 201	1		27	5th Speed Gear
	MD729 188	1		24	F Eng.
25					SNAP RING, Selective
	MD701 761	AR			T=2.15mm
	MD701 762	AR			T=2.22mm
	MD701 763	AR			T=2.29mm
	MD701 764	AR			T=2.36mm
26	MD703 774	1		27	GEAR, 2nd Speed
	MD730 798	1		24	F Eng.
27	MD730 807	1		24	GEAR, 1st Speed
	MD723 809	1		27 RWD	A Eng.
	MD726 712	1		27	W Eng., 1988
28	MD703 760	2			BEARING, Needle
29	MD703 768	1			SLEEVE, 1st Speed Gear Bearing
30	MD727 572	1		24	BEARING, Ball
	MD716 817	1		27	W Eng.
	MD723 103	1		27 RWD	Radial Ball, A Eng.
31	MD703 769	1		27 RWD	SPACER, A Eng.
32	MD703 733	1		27 RWD	SPACER, A Eng.
33	MD703 809	1		27 RWD	PLATE, Stop, A Eng.
34	MD727 223	1		24	GEAR, 5th Speed
	MD713 860	1		27 RWD	25 Teeth, A Eng.
	MD703 980	1		27 RWD	W Eng.
	MD703 980	1		27 4WD	W Eng.

<b>ENGINE:</b>	P=1800 cc	A=2000 cc	<b>TRANS:</b>	A=Automatic
Blank=All	K=1600 cc (w/o Balance Shaft)	F=2600 cc (Car)	Blank=All	M=All Manual
Q=1500 cc	W=2600 cc (Truck)	V=3000 cc		8=4 x 2 Manual

<b>SERIES:</b>	H=High	<b>MODELS:</b>	24 FWD=2-Dr Hatchback (Colt LA=Colt 100/Eagle Vista)	24 RWD=2-Dr Hatchback (Conquest)
L=Low	E=Economy		41 FWD=4-Dr Sedan (Colt LA=Colt 100/Eagle Vista)	24 FWD=2-Dr Hatchback (Colt LC/Colt 200)
M=Medium	P=Premium		45 FWD-4WD=Sta.Wgn. (Colt LA)	41 FWD=4-Dr Sedan (Colt Summit LC/Colt 200)
			H41 FWD=4-Dr Sedan (2000 GTX)	45 FWD-4WD=Sta.Wgn. (Vista)
			27 RWD-4WD=Pickup(Ram 50,Pwr.Ram 50)	27 4WD=Sport Utility (Raider)
			NOTE: Colt LA 24-41 models and H41 2000 GTX "are Canada only"	

AR=Use as Required # =New Part Number --=Non Illustrated Part P.A.R.=Paint as Required

NOVEMBER, 1989



# 1989 IMPORT PARTS CATALOG

Figure 21M-3500  
Illus. Page 21M-119

## TRANSMISSION, MANUAL

ITEM	PART NUMBER	QTY	BODY	MODEL	DESCRIPTION
GEAR TRAIN					
MANUAL TRANSMISSION, 5 SPEED					
24 RWD, 27 RWD, 27 4WD, 27 RAIDER					
35	MD703 786	1		27	SLEEVE, Gear Bearing
	MD729 176	1		24	F Eng.
36	MD703 748	1		27	NUT, Locking
	MD729 178	1		24	F Eng.
37	MD703 856	1		27 RWD	BEARING, Radial Ball, A eng.
	MD703 754	1		27 RWD	W Eng.
	MD703 754	1		24	F Eng.
38	MD703 779	AR		24,27 RWD	SNAP RING, T=1.4mm
	MD703 780	AR			T=1.5mm
39	MD719 734	1			HUB and SLEEVE, Synch., 3rd & 4th
40	MD718 407	1			HUB and SLEEVE, Synch., 1st & 2nd
41	MD703 957	1		27 RWD	HUB and SLEEVE, Synch., 5th & Rev., A Eng.
	MD716 397	1		27	W Eng.
	MD727 104	1		24	F Eng.
42	MD701 465	3			RING, Synchronizer
	MD730 953	1		24	RING, Synchronizer, Reverse, F Eng.
43	MD717 527	1			RING, Synch., 2nd Speed Gear
	MD717 528	1			1st Speed Gear
44	MD718 068	3			KEY, Synch., 1st & 2nd
	MD701 766	3			3rd & 4th
45	MD701 766	3		24	KEY, Synch., 5th & Rev., F Eng.
	MD701 810	3		27 RWD	5th & Rev., A Eng.
	MD717 678	3		27	5th & Rev., W Eng.
46	MD701 897	4			SPRING, Synchronizer, 3rd & 4th
47	MD717 529	2			SPRING, Synchronizer, 1st & 2nd
48	MF540 006	1		27	BALL, Spacer to M/Shaft Steel 3/16" Dia.
49				24,27	SPACER, Selective, F,W Eng.
	# MD706 580	AR		24,27	T=1.84
	# MD706 582	AR		24,27	T=1.90
	# MD706 583	AR		24,27	T=1.93
	# MD706 584	AR		24,27	T=1.96
	# MD706 585	AR		24,27	T=1.99
	# MD706 586	AR		24,27	T=2.02
	# MD706 587	AR		24,27	T=2.05
	# MD706 588	AR		24,27	T=2.08
	# MD706 589	AR		24,27	T=2.11
	# MD706 590	AR		24,27	T=2.14
	# MD706 591	AR		24,27	T=2.17
	# MD706 592	AR		24,27	T=2.20
	# MD706 593	AR		24,27	T=2.23
	# MD706 594	AR		24,27	T=2.26
	# MD706 595	AR		24,27	T=2.29
	# MD706 596	AR		24,27	T=2.32
	# MD706 597	AR		24,27	T=2.35
	# MD706 598	AR		24,27	T=2.38
	# MD706 599	AR		24,27	T=2.41
	# MD706 600	AR		24,27	T=2.44
	# MD706 601	AR		24,27	T=2.47
	# MD706 602	AR		24,27	T=2.50

<b>ENGINE:</b>		P=1800 cc	A=2000 cc	<b>TRANS:</b>		A=Automatic
Blank=All		K=1600 cc (w/o Balance Shaft)	F=2600 cc (Car)	Blank=All		M=All Manual
Q=1500 cc		W=2600 cc (Truck)	V=3000 cc			8=4 x 2 Manual
<b>SERIES:</b>		H=High	<b>MODELS:</b>		24 FWD=2-Dr Hatchback (Colt LA=Colt 100/Eagle Vista)	24 RWD=2-Dr Hatchback (Conquest)
L=Low		E=Economy	41 FWD=4-Dr Sedan (Colt LA=Colt 100/Eagle Vista)		24 FWD=2-Dr Hatchback (Colt LC/Colt 200)	
M=Medium		P=Premium	45 FWD-4WD=Sta.Wgn. (Colt LA)		41 FWD=4-Dr Sedan (Colt Summit LC/Colt 200)	
			H41 FWD=4-Dr Sedan (2000 GTX)		45 FWD-4WD=Sta.Wgn. (Vista)	
			27 RWD-4WD=Pickup(Ram 50,Pwr.Ram 50)		27 4WD=Sport Utility (Raider)	
NOTE: Colt LA 24-41 models and H41 2000 GTX "are Canada only"						

AR=Use as Required # =New Part Number —=Non Illustrated Part P.A.R.=Paint as Required

NOVEMBER, 1989

# 1989 IMPORT PARTS CATALOG

Figure 21M-3500  
Illus. Page 21M-120

TRANSMISSION, MANUAL

ITEM	PART NUMBER	QTY	BODY	MODEL	DESCRIPTION
------	-------------	-----	------	-------	-------------

## GEAR TRAIN MANUAL TRANSMISSION, 5 SPEED 24 RWD, 27 RWD, 27 4WD, 27 RAIDER

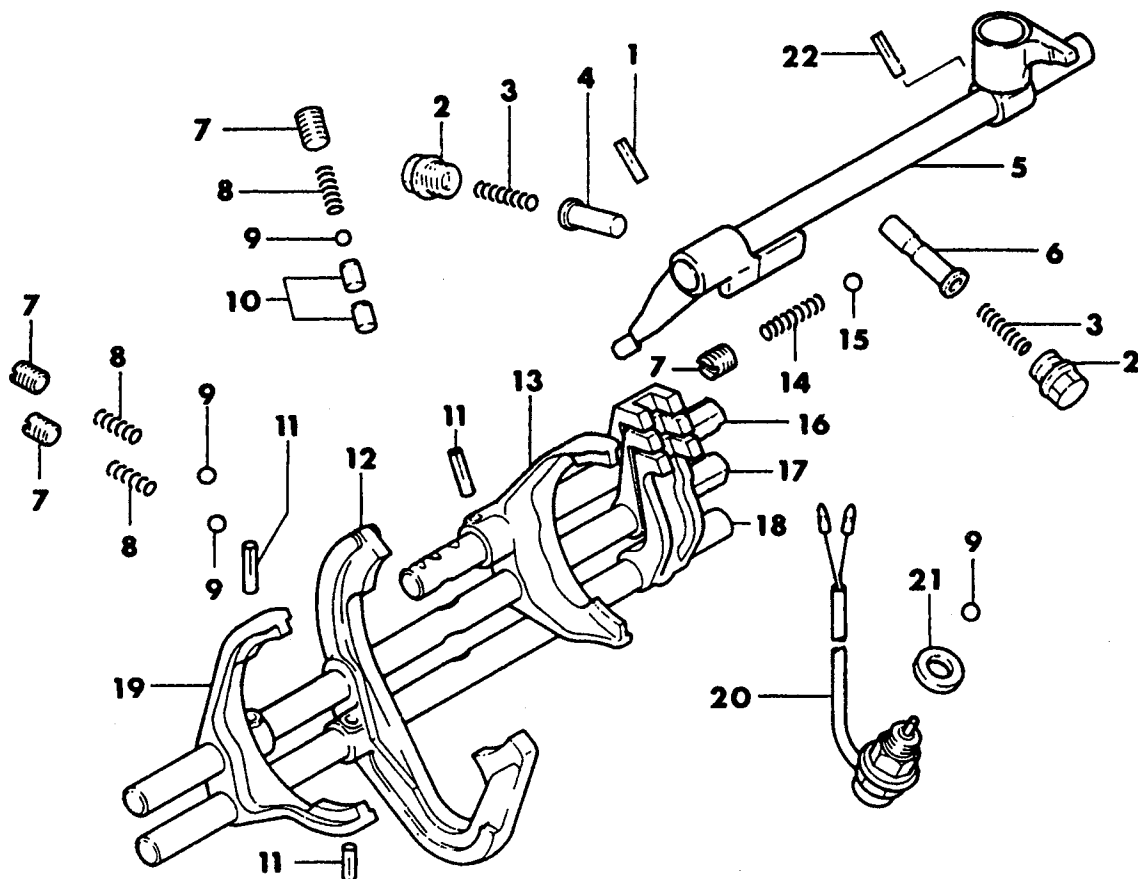
	#MD706 603	AR	24,27	T=2.53
	#MD706 604	AR	24,27	T=2.56
	#MD706 605	AR	24,27	T=2.59
	#MD706 606	AR	24,27	T=2.62
	#MD706 607	AR	24,27	T=2.65
	#MD706 608	AR	24,27	T=2.68
50	MD703 787	1	27	SPACER
51				SNAP RING, Selective
	MD729 179	AR	24	T=2.17
	MD729 180	AR	24	T=2.36
	MD729 181	AR	24	T=2.55
	MD729 182	AR	24	T=2.74
	MD729 183	AR	24	T=2.93
	MD729 184	AR	24	T=3.12
	MD729 185	AR	24	T=3.31
	MD729 186	AR	24	T=3.50
	MD729 187	AR	24	T=3.69
52	MD730 951	1	24	GEAR, Reverse, F Eng.
	MD726 614	1	27	
53	MD717 013	1		SLEEVE, Reverse Gear Bearing
54	MD713 674	1	24,27	BEARING, Reverse Gear Needle, F.W Eng.
55	MD715 624	1	24	SPACER, F Eng.
	MD715 624	1	27 RAIDER	W Eng.

<b>ENGINE:</b>	P=1800 cc	A=2000 cc	<b>TRANS:</b>	A=Automatic
Blank=All	K=1600 cc (w/o Balance Shaft)	F=2600 cc (Car)	Blank=All	M=All Manual
Q=1500 cc	W=2600 cc (Truck)	V=3000 cc		8=4 x 2 Manual
<b>SERIES:</b>	H=High	<b>MODELS:</b>	24 FWD=2-Dr Hatchback (Colt LA=Colt 100/Eagle Vista)	24 RWD=2-Dr Hatchback (Conquest)
L=Low	E=Economy		41 FWD=4-Dr Sedan (Colt LA=Colt 100/Eagle Vista)	24 FWD=2-Dr Hatchback (Colt LC/Colt 200)
M=Medium	P=Premium		45 FWD-4WD=Sta.Wgn. (Colt LA)	41 FWD=4-Dr Sedan (Colt Summit LC/Colt 200)
			H41 FWD=4-Dr Sedan (2000 GTX)	45 FWD-4WD=Sta.Wgn. (Vista)
			27 RWD-4WD=Pickup(Ram 50,Pwr.Ram 50)	27 4WD=Sport Utility (Raider)
			NOTE: Colt LA 24-41 models and H41 2000 GTX "are Canada only"	

AR=Use as Required # =New Part Number -- =Non Illustrated Part P.A.R.=Paint as Required

NOVEMBER, 1989



**9721 3700**CONTROL, SHIFT  
MANUAL TRANSMISSION, 5 SPEED  
27 4WD - POWER RAM, 27 4WD - RAIDER

# 1989 IMPORT PARTS CATALOG

TRANSMISSION, MANUAL

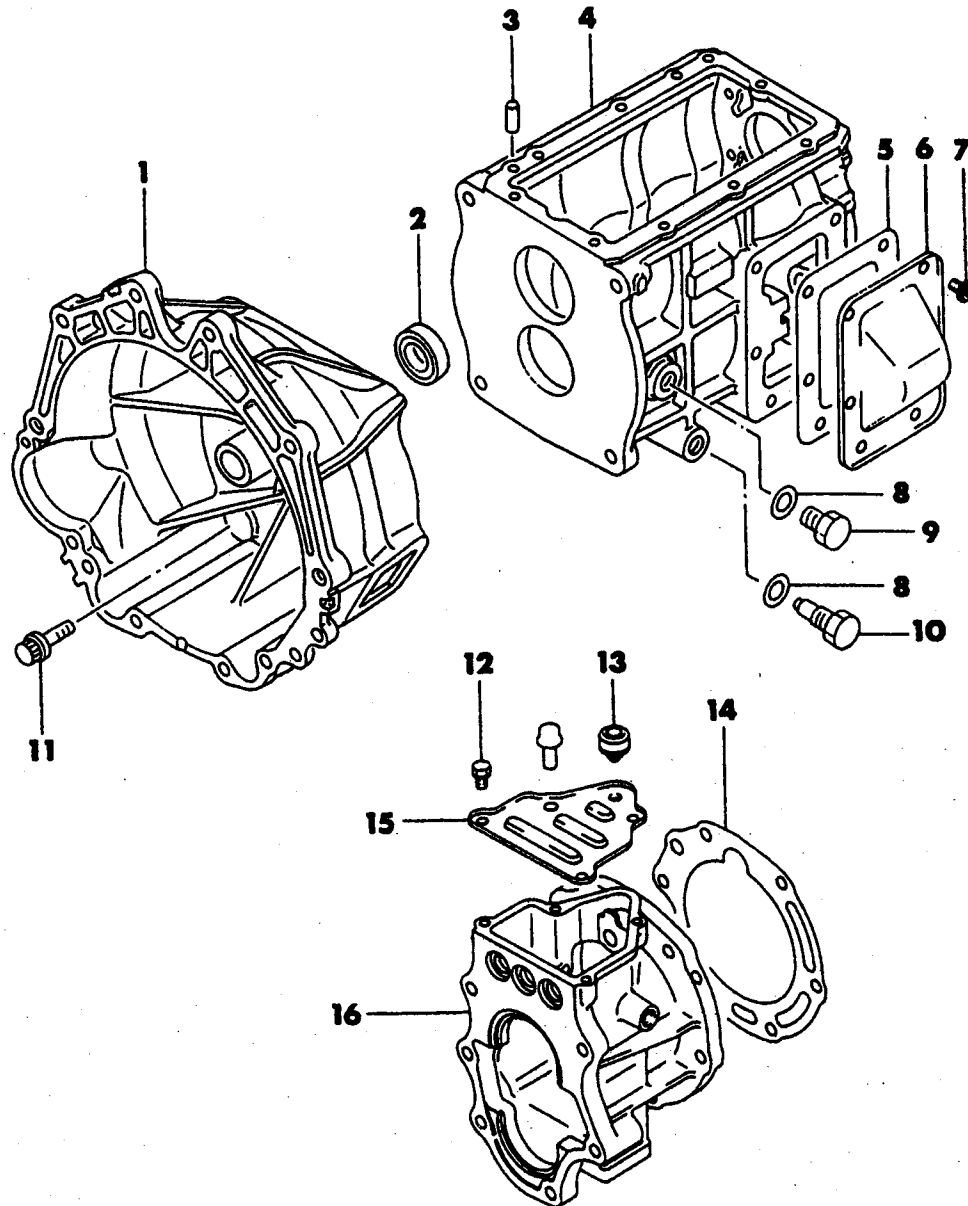
Figure 21M-3700  
Illus.-Page 21M-125

ITEM	PART NUMBER	QTY	BODY	MODEL	DESCRIPTION
CONTROL, SHIFT					
MANUAL TRANSMISSION, 5 SPEED					
27 4WD - POWER RAM, 27 4WD - RAIDER					
1	MD705 490	1		27 RAM	PIN, Lock (5x22)
	MF472 591	1		27 RAIDER	(6x25)
2	MD700 627	2			PLUG, Poppet Spring, (B)
3	MD703 613	2			SPRING, Neutral Return, (B)
4	MD703 610	1			PLUNGER, Neutral Return, (A)
5	MD725 083	1		27 RAM	SHAFT, Sub Assy., Control
	MD725 084	1		27 RAIDER	
6	MD703 611	1			PLUNGER, Neutral Return, (B)
7	MD701 799	4			PLUG, (A)
8	MD701 549	3			SPRING, Poppet
9	MF540 010	4			BALL, Steel 5/16" Dia.
10	MD701 550	2			PLUNGER, Interlock
11	MF472 572	3			PIN, Spring, (5x22)
12	MD718 064	1			FORK, Shift, 1st & 2nd
13	MD703 865	1			FORK, Shift, Rev & O/T
14	MD703 614	1			SPRING, Resistance
15	MF540 008	1			BALL, Steel 1/4" Dia.
16	MD726 669	1			RAIL, Sub Assy., Shift, Rev. & O/Drive
17	MD725 058	1			RAIL, Sub Assy., Shift, 3rd & 4th
18	MD725 055	1			RAIL, Sub Assy., Shift, 1st & 2nd
19	MD703 555	1			FORK, Shift, 3rd & 4th
20	MD700 198	1			SWITCH, Back-Up Light
21	#MF660 034	1			GASKET, (12)
22	MF472 591	1		27 RAM	PIN, Spring, (6x25)
	MD705 490	1		27 RAIDER	(5x22)

<b>ENGINE:</b>	P=1800 cc	A=2000 cc	<b>TRANS:</b>	A=Automatic
Blank=All	K=1600 cc (w/o Balance Shaft)	F=2600 cc (Car)	Blank=All	M=All Manual
Q=1500 cc	W=2600 cc (Truck)	V=3000 cc		8=4 x 2 Manual
<b>SERIES:</b>	H=High	<b>MODELS:</b>	24 FWD=2-Dr Hatchback (Colt LA=Colt 100/Eagle Vista)	24 RWD=2-Dr Hatchback (Conquest)
L=Low	E=Economy		41 FWD=4-Dr Sedan (Colt LA=Colt 100/Eagle Vista)	24 FWD=2-Dr Hatchback (Colt LC/Colt 200)
M=Medium	P=Premium		45 FWD-4WD=Sta.Wgn. (Colt LA)	41 FWD=4-Dr Sedan (Colt Summit LC/Colt 200)
			H41 FWD=4-Dr Sedan (2000 GTX)	45 FWD-4WD=Sta.Wgn. (Vista)
			27 RWD-4WD=Pickup(Ram 50,Pwr.Ram 50)	27 4WD=Sport Utility (Raider)
			NOTE: Colt LA 24-41 models and H41 2000 GTX "are Canada only"	

AR=Use as Required # =New Part Number — =Non Illustrated Part P.A.R.=Paint as Required

NOVEMBER, 1989

**9721 3800****CASE AND ADAPTER  
MANUAL TRANSMISSION, 5 SPEED  
27 4WD RAIDER, WITH V ENGINE**

# 1989 IMPORT PARTS CATALOG

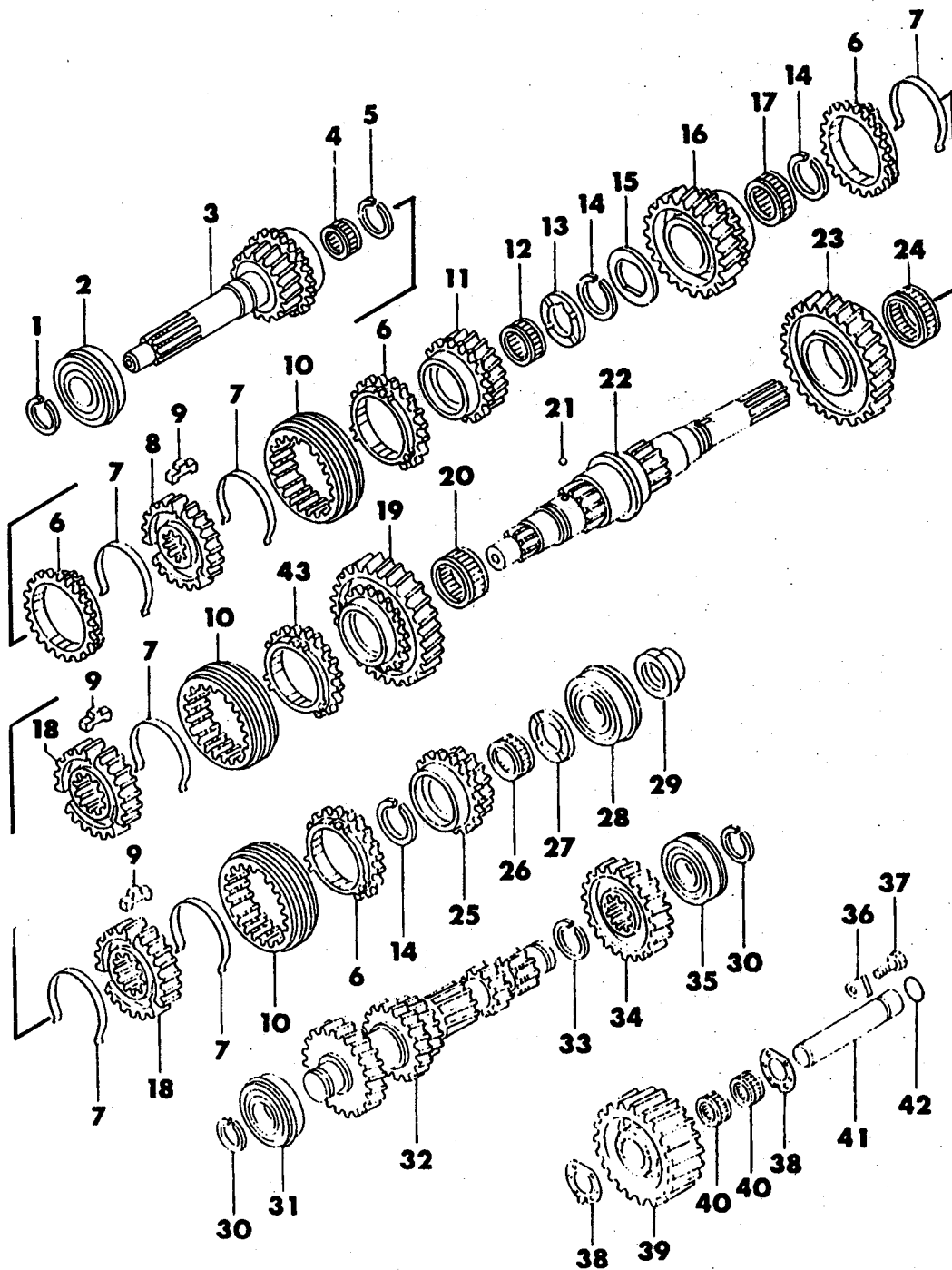
Figure 21M-3800  
Illus. Page 21M-127

## TRANSMISSION, MANUAL

ITEM	PART NUMBER	QTY	BODY	MODEL	DESCRIPTION
CASE AND ADAPTER MANUAL TRANSMISSION, 5 SPEED 27 4WD RAIDER, WITH V ENGINE					
1	ME580 751	1			HOUSING, Clutch (6G72)
2	MH034 067	1			OIL SEAL, Main Drive Gear
3	MF472 405	2			PIN, Dowel (10x20)
4	ME580 754	1			CASE, Trans.
	MD997 740	1			LIQUID GASKET, Case Sealant (120G)
5	ME580 792	1			GASKET, PTO Hole Cover
6	ME580 761	1			COVER, PTO Hole (MNKTS-H)
7	MH001 050	6			SCREW, PTO
8	MF660 038	2			GASKET, (20)
9	MF665 007	1			PLUG, Drain (20)
10	ME654 546	1			PLUG, (Magnet 20)
11	MH000 854	4			BOLT, (14x40 10T)
12	MF140 221	3			BOLT, (8x12 7T)
13	MD715 206	1			BREATHER, Air
14	MD704 140	1			GASKET, Adapter
15	ME580 762	1			COVER, T/F Case Adapter
16	ME580 755	1			ADAPTER, T/F Case

<b>ENGINE:</b>	P=1800 cc	A=2000 cc	<b>TRANS:</b>	A=Automatic
Blank=All	K=1600 cc (w/o Balance Shaft)	F=2600 cc (Car)	Blank=All	M=All Manual
Q=1500 cc	W=2600 cc (Truck)	V=3000 cc		8=4 x 2 Manual
<b>SERIES:</b>	H=High	<b>MODELS:</b>	24 FWD=2-Dr Hatchback (Colt LA=Colt 100/Eagle Vista)	24 RWD=2-Dr Hatchback (Conquest)
L=Low	E=Economy		41 FWD=4-Dr Sedan (Colt LA=Colt 100/Eagle Vista)	24 FWD=2-Dr Hatchback (Colt LC/Colt 200)
M=Medium	P=Premium		45 FWD=4WD=Sta.Wgn. (Colt LA)	41 FWD=4-Dr Sedan (Colt Summit LC/Colt 200)
			H41 FWD=4-Dr Sedan (2000 GTX)	45 FWD=4WD=Sta.Wgn. (Vista)
			27 RWD=4WD=Pickup(Ram 50,Pwr.Ram 50)	27 4WD=Sport Utility (Raider)
			NOTE: Colt LA 24-41 models and H41 2000 GTX "are Canada only"	

9721 3900

GEAR TRAIN  
MANUAL TRANSMISSION, 5 SPEED  
27 4WD RAIDER, WITH V ENGINE



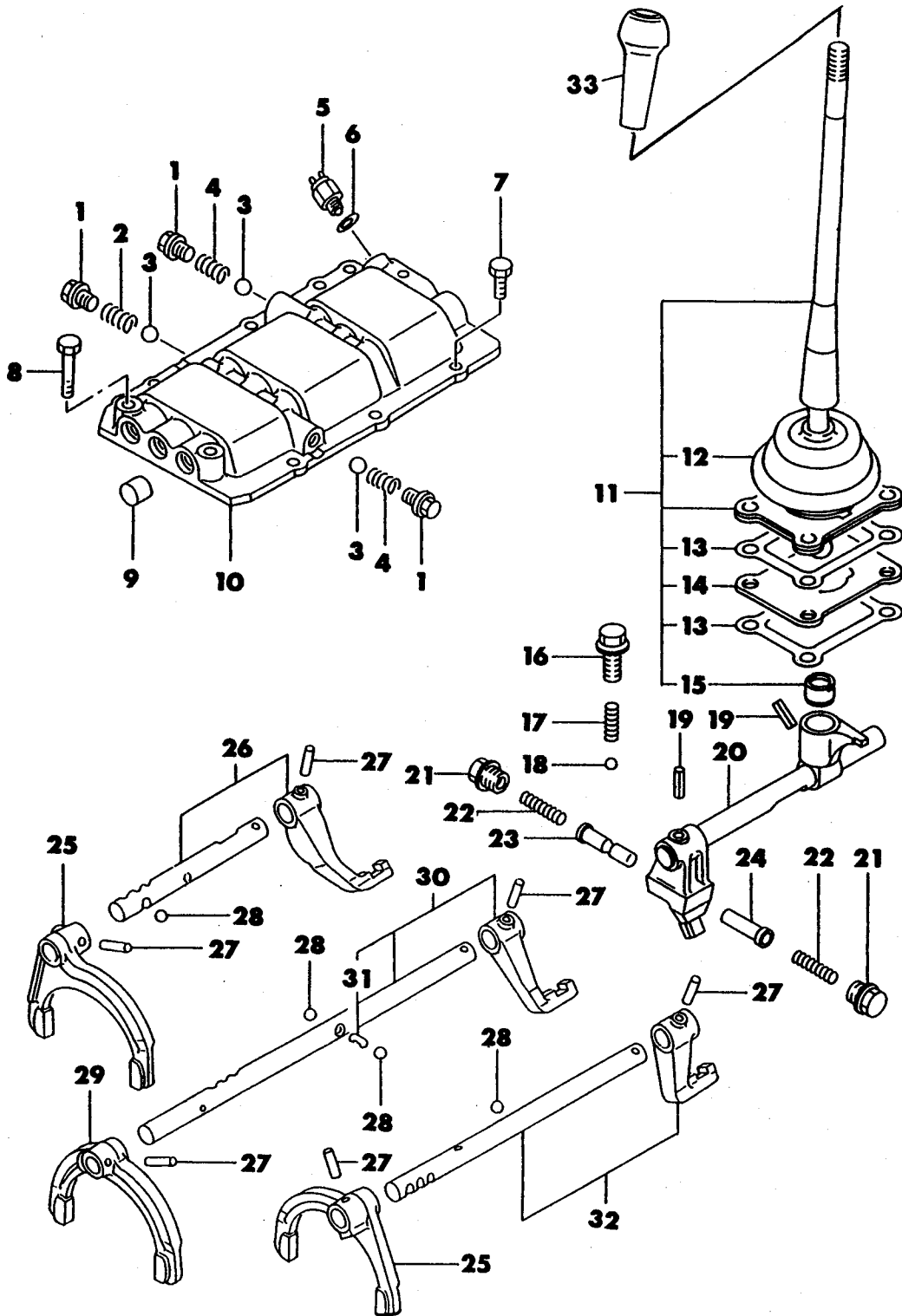
# 1989 IMPORT PARTS CATALOG

Figure 21M-3900  
Illus. Page 21M-129

## TRANSMISSION, MANUAL

ITEM	PART NUMBER	QTY	BODY	MODEL	DESCRIPTION
GEAR TRAIN					
MANUAL TRANSMISSION, 5 SPEED					
27 4WD RAIDER, WITH V ENGINE					
1	ME580 147	1			SNAP RING, Power Train (30)
2	ME580 495	1			BEARING, Ball
3	ME580 756	1			GEAR, Main Drive (29)
4	#ME602 443	1			PILOT, Bearing Main Shaft
5	ME580 789	1			SNAP RING, Power Train
6	ME601 295	4			RING, Main Drive Gear Synchronizer
7	ME580 900	6			SPRING, Shifting Key
8	ME580 766	1			HUB, 3rd & 4th Synchronizer
9	ME600 129	9			KEY, Shifting
10	ME580 763	3			SLEEVE, Synchronizer
11	ME580 772	1			GEAR, Main Shaft 3rd Speed
12	ME580 747	1			BEARING, 3rd Speed Gear
13	ME580 553	1			WASHER, Power Train
14	ME580 119	3			SNAP RING, Power Train (38)
15	ME580 082	1			THRUST WASHER, Main Shaft 2nd
16	ME580 770	1			GEAR, Main Shaft 2nd Speed
17	ME580 224	1			BEARING, Needle
18	ME580 765	2			HUB, Synchronizer
19	ME580 768	1			GEAR, Main Shaft 1st Speed
20	ME580 556	1			BEARING, 1st Speed Gear
21	MF540 006	1			BALL, Steel 3/16" Dia.
22	ME580 704	1			SHAFT, Main
23	ME580 536	1			GEAR, Main Shaft Rev.
24	ME580 128	1			BEARING, Needle
25	ME580 529	1			GEAR, Main Shaft 5th Speed
26	ME580 558	1			BEARING, Over Top Gear (O/D)
27	ME580 552	1			WASHER, Power Train
28	ME580 799	1			BEARING, Ball
29	MD703 748	1			NUT, Locking
30	ME580 790	2			SNAP RING, Power Train
31	ME580 496	1			BEARING, Ball
32	ME580 760	1			GEAR, Counter Cluster
33	ME580 907	1			SNAP RING, Power Train
34	ME580 533	1			GEAR, C/Shaft 5th & Rev.
35	ME580 507	1			BEARING, Countershaft Rear
36	ME620 760	1			PIECE, Rev. Idler Shaft Lock
37	MH000 562	1			BOLT, Power Train (10x16)
38	ME580 555	2			WASHER, Power Train
39	ME580 534	1			GEAR, Rev. Idler
40	ME580 559	2			BEARING, Rev. Idler, Needle
41	ME580 560	1			SHAFT, Rev. Idler Gear
42	MH035 134	1			O-RING, (19.8)
43	ME580 776	1			RING, 1st & 2nd Synchronizer

<b>ENGINE:</b>	P=1800 cc	A=2000 cc	<b>TRANS:</b>	A=Automatic
Blank=All	K=1600 cc (w/o Balance Shaft)	F=2600 cc (Car)	Blank=All	M=All Manual
Q=1500 cc	W=2600 cc (Truck)	V=3000 cc		8=4 x 2 Manual
<b>SERIES:</b>	H=High	<b>MODELS:</b>	24 FWD=2-Dr Hatchback (Colt LA=Colt 100/Eagle Vista)	24 RWD=2-Dr Hatchback (Conquest)
L=Low	E=Economy		41 FWD=4-Dr Sedan (Colt LA=Colt 100/Eagle Vista)	24 FWD=2-Dr Hatchback (Colt LC/Colt 200)
M=Medium	P=Premium		45 FWD-4WD=Sta.Wgn. (Colt LA)	41 FWD=4-Dr Sedan (Colt Summit LC/Colt 200)
			H41 FWD=4-Dr Sedan (2000 GTX)	45 FWD-4WD=Sta.Wgn. (Vista)
			27 RWD-4WD=Pickup(Ram 50,Pwr.Ram 50)	27 4WD=Sport Utility (Raider)
			NOTE: Colt LA 24-41 models and H41 2000 GTX "are Canada only"	

**9721 4000**CONTROL, SHIFT  
MANUAL TRANSMISSION, 5 SPEED  
27 4WD RAIDER, WITH V ENGINE

# 1989 IMPORT PARTS CATALOG

Figure 21M-4000  
Illus. Page 21M-131

## TRANSMISSION, MANUAL

ITEM	PART NUMBER	QTY	BODY	MODEL	DESCRIPTION
CONTROL, SHIFT					
MANUAL TRANSMISSION, 5 SPEED					
27 4WD RAIDER, WITH V ENGINE					
1	MH037 752	3			PLUG, (12)
2	ME580 749	1			SPRING, Shift Control
3	MF540 013	3			BALL, Steel 13/32" Dia.
4	ME580 748	2			SPRING, Shift Control
5	ME580 573	1			SWITCH, G/Shift Back-Up Lamp
6	#MF660 035	1			GASKET, (14)
7	MF140 226	6			BOLT, (8x22 7T)
8	MF140 234	3			BOLT, (8x45 7T)
9	ME620 348	3			PLUG, (20)
10	ME580 902	1			COVER ASSEMBLY, Gearshift
	MD997 740	1			LIQUID GASKET, Case Sealant (120G)
11	MD733 928	1			LEVER ASSEMBLY, Gearshift Control
12	MD703 619	1			COVER, Spring
13	MD704 190	2			GASKET, Shift Control Lever Cover
14	MD730 955	1			PLATE, Control Lever
15	MD701 577	1			BUSHING, Control Lever
16	MH000 982	1			BOLT, (M10)
17	MD703 614	1			SPRING, Shift Control
18	MF540 008	1			BALL, Steel 1/4" Dia.
19	MF472 591	2			PIN, Spring (6x25)
20	MD732 312	1			SHAFT, G/Shift Control
21	MD700 627	2			PLUG, (14x10)
22	MD703 613	2			SPRING, Neutral Return
23	MD703 611	1			PLUNGER, Neutral Return Lt.
24	MD703 610	1			PLUNGER, Neutral Return Rt.
25	ME580 703	2			FORK, 1st & Reverse Shift Rail
26	ME580 714	1			RAIL, 5th & Reverse Shift
27	MF472 592	6			PIN, Spring
28	ME600 560	4			BALL, Steel 5/16" Dia.
29	ME580 705	1			FORK, 3rd & 4th Shift Rail
30	ME580 715	1			RAIL, 3rd & 4th Shift
31	ME621 636	1			PIN, Shift Rail Control
32	ME580 716	1			RAIL, 1st & 2nd Shift
33		1			KNOB
	MB180 459				Gray
	MB736 184				Brown

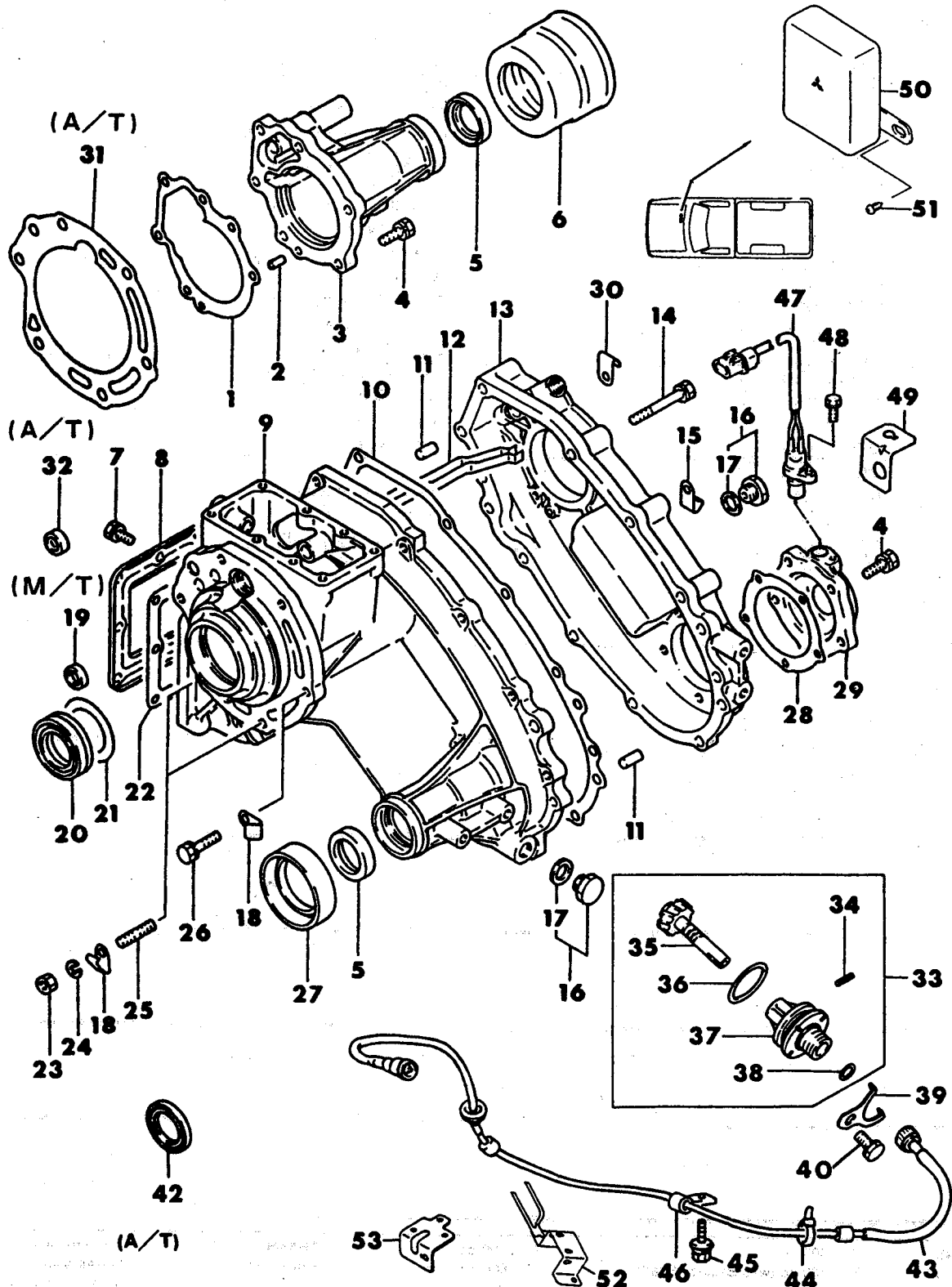
<b>ENGINE:</b>		P=1800 cc	A=2000 cc	<b>TRANS:</b>	A=Automatic
Blank=All		K=1600 cc (w/o Balance Shaft)	F=2600 cc (Car)	Blank=All	M=All Manual
Q=1500 cc		W=2600 cc (Truck)	V=3000 cc		8=4 x 2 Manual
<b>SERIES:</b>	H=High	<b>MODELS:</b>	24 FWD=2-Dr Hatchback (Colt LA=Colt 100/Eagle Vista)	24 RWD=2-Dr Hatchback (Conquest)	
L=Low	E=Economy		41 FWD=4-Dr Sedan (Colt LA=Colt 100/Eagle Vista)	24 FWD=2-Dr Hatchback (Colt LC/Colt 200)	
M=Medium	P=Premium		45 FWD=4WD=Sta.Wgn. (Colt LA)	41 FWD=4-Dr Sedan (Colt Summit LC/Colt 200)	
			H41 FWD=4-Dr Sedan (2000 GTX)	45 FWD=4WD=Sta.Wgn. (Vista)	
			27 RWD=4WD=Pickup(Ram 50,Pwr.Ram 50)	27 4WD=Sport Utility (Raider)	
NOTE: Colt LA 24-41 models and H41 2000 GTX "are Canada only"					

AR=Use as Required # =New Part Number --=Non Illustrated Part P.A.R.=Paint as Required

NOVEMBER, 1989

9721 5000

CASE AND MISC. PARTS  
 TRANSFER CASE  
 27 4WD - POWER RAM, 27 4WD - RAIDER



# 1989 IMPORT PARTS CATALOG

Figure 21M-5000  
Illus. Page 21M-151

## TRANSMISSION, MANUAL

ITEM	PART NUMBER	QTY	BODY	MODEL	DESCRIPTION
CASE AND MISC. PARTS					
TRANSFER CASE					
27 4WD - POWER RAM, 27 4WD - RAIDER					
1	MD704 137	1			GASKET, Rear Cover
2	MF472 403	1			PIN, Dowel, (6)
3	MD731 868	1			COVER ASSEMBLY, Rear
4	MD726 987	11			BOLT, w/Washer
5	MD712 012	2			OIL SEAL, Front Output
	MD731 708	1			Rear Output
6	MD700 154	1			GUARD, Dust Seal
7	MF140 022	8			BOLT, w/Washer, (8x16)
8	MD704 133	1			COVER, Side
9					CASE, Transfer
	MD721 485	1			Automatic Trans.
	MD716 559	1			5 Speed Trans.
10	MD704 136	1			GASKET, Chain Cover
11	#MF472 405	2			PIN, Dowel, (10)
12	MD704 135	1			GUIDE, Oil
13	MD724 080	1			COVER, Chain
14	MF241 293	10			BOLT, w/Washer, (10x65)
15	MD723 274	1			CLAMP, w/Auto. Trans.
	MD704 225	1			w/5 Speed Trans.
16	MB001 265	1			PLUG and GASKET, Magnetic Drain
	MD704 168	1			PLUG, Filler
17	MB001 294	1			GASKET, Drain
	MD000 312	1			GASKET, Filler (18.2)
18	MD723 275	2			CLAMP
19	MD704 175	1			OIL SEAL, 5 Speed Trans.
20	MD704 164	1			OIL SEAL, 5 Speed Trans.
21	MD704 128	1			PLATE, Baffle, 5 Speed Trans.
22	MD704 139	1			GASKET, Side Cover
23	MF430 122	4			NUT, (10)
24	MF450 406	4			WASHER, Spring, (10)
25	MS401 451	4			STUD, (10x28)
26	MF241 286	4			BOLT, w/Washer, (10x35)
27	MD704 210	1			GUARD, Dust Seal
28	MD704 138	1			GASKET, Cover
29	#MD722 458	1		27 RAM	COVER
	MD722 458	1		27 RAIDER	
30	MD701 798	1			CLAMP
31	MD704 140	1			GASKET, Adapter
32	MF665 534	1			CAP, Sealing, (16), Auto. Trans.
33	#MD705 424	1		27 RAM	SLEEVE ASSEMBLY, Speedometer
	MD705 426	1		27 RAIDER	
34	MF472 536	1			PIN, Spring, (3x16)
35	#MD705 464	1		27 RAM	GEAR, Speedometer, (24NT)
	MD705 466	1		27 RAIDER	(26NT)
36	#MF520 403	1			O-RING, (35)
37	#MD705 450	1			SLEEVE, Speedometer Gear
38	MD701 788	1			O-RING
39	#MD705 451	1			CLAMP, Sleeve
40	MF241 252	1			BOLT, (8x18)

<b>ENGINE:</b>		<b>TRANS:</b>	
Blank=All	P=1800 cc	Blank=All	A=Automatic
Q=1500 cc	K=1600 cc (w/o Balance Shaft)		M=All Manual
	W=2600 cc (Truck)		8=4 x 2 Manual
<b>SERIES:</b>		<b>MODELS:</b>	
H=High		24 FWD=2-Dr Hatchback (Colt LA=Colt 100/Eagle Vista)	24 RWD=2-Dr Hatchback (Conquest)
L=Low	E=Economy	41 FWD=4-Dr Sedan (Colt LA=Colt 100/Eagle Vista)	24 FWD=2-Dr Hatchback (Colt LC/Colt 200)
M=Medium	P=Premium	45 FWD-4WD=Sta.Wgn. (Colt LA)	41 FWD=4-Dr Sedan (Colt Summit LC/Colt 200)
		H41 FWD=4-Dr Sedan (2000 GTX)	45 FWD-4WD=Sta.Wgn. (Vista)
		27 RWD-4WD=Pickup(Ram 50,Pwr.Ram 50)	27 4WD=Sport Utility (Raider)
NOTE: Colt LA 24-41 models and H41 2000 GTX "are Canada only"			

AR=Use as Required # =New Part Number --Non Illustrated Part P.A.R.=Paint as Required

NOVEMBER, 1989

# 1989 IMPORT PARTS CATALOG

Figure 21M-5000  
Illus. Page 21M-152

TRANSMISSION, MANUAL

ITEM	PART NUMBER	QTY	BODY	MODEL	DESCRIPTION
------	-------------	-----	------	-------	-------------

## CASE AND MISC. PARTS TRANSFER CASE 27 4WD - POWER RAM, 27 4WD - RAIDER

42	MD711 769	1			OIL SEAL, Input Shaft, W.V Eng., Auto. Trans.
43	#MB415 431	1		27 RAM	CABLE, Speedometer, 5 Speed Trans., 73-3/4" Lg.
	#MB249 239	1		27 RAIDER	W Eng.
	MB596 939	1		27 RAIDER	V Eng.
	MB415 433	1		27 RAM	Automatic Trans.
	#MB510 485	1		27 RAIDER	W Eng.
	MB596 940	1		27 RAIDER	V Eng.
44	MB070 453	1		27 RAM	BAND, Cable Holding
	MF243 622	3			SCREW, Clip (6x12)
45	#MF243 649	1			SCREW, w/Washer, (8x16)
	MF243 622	5			(6x12)
46	MB196 524	1		27 RAM	CLIP, Cable Holding
	MU470 083	2		27 RAIDER	
47	MD728 400	1		27 RAM	PULSE GENERATOR
	MD723 589	1		27 RAIDER	
48	MF241 225	1			BOLT, w/Washer (6x16)
49	MD728 543	1		27 RAM	BRACKET
50	#MD723 747	1			CONTROL UNIT, Free Wheel Hub Indicator, Mounts on Fire Wall
51	MS450 156	1			SCREW, Tapping (5x12)
52	MB571 774	1		27 RAIDER	BRACKET, Cable, W.V Eng.
53	MB617 591	1		27 RAIDER	BRACKET, Cable, V Eng.

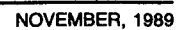
<b>ENGINE:</b>		P=1800 cc	A=2000 cc	<b>TRANS:</b>	A=Automatic
Blank=All		K=1600 cc (w/o Balance Shaft)	F=2600 cc (Car)	Blank=All	M=All Manual
Q=1500 cc		W=2600 cc (Truck)	V=3000 cc		8=4 x 2 Manual
<b>SERIES:</b>	H=High	<b>MODELS:</b>	24 FWD=2-Dr Hatchback (Colt LA=Colt 100/Eagle Vista)	24 RWD=2-Dr Hatchback (Conquest)	
L=Low	E=Economy		41 FWD=4-Dr Sedan (Colt LA=Colt 100/Eagle Vista)	24 FWD=2-Dr Hatchback (Colt LC/Colt 200)	
M=Medium	P=Premium		45 FWD-4WD=Sta.Wgn. (Colt LA)	41 FWD=4-Dr Sedan (Colt Summit LC/Colt 200)	
			H41 FWD=4-Dr Sedan (2000 GTX)	45 FWD-4WD=Sta.Wgn. (Vista)	
			27 RWD-4WD=Pickup(Ram 50,Pwr.Ram 50)	27 4WD=Sport Utility (Raider)	
NOTE: Colt LA 24-41 models and H41 2000 GTX *are Canada only"					

AR=Use as Required # =New Part Number - =Non Illustrated Part P.A.R.=Paint as Required

NOVEMBER, 1989



POWER TRAIN  
TRANSFER CASE  
27 4WD - POWER RAM, 27 4WD - RAIDER





# 1989 IMPORT PARTS CATALOG

Figure 21M-5100  
Illus. Page 21M-155

## TRANSMISSION, MANUAL

ITEM	PART NUMBER	QTY	BODY	MODEL	DESCRIPTION
POWER TRAIN TRANSFER CASE 27 4WD - POWER RAM, 27 4WD - RAIDER					
1	MD704 199	AR			SNAP RING, T2.30
	MD704 200	AR			T2.35
	MD704 201	AR			T2.40
	MD704 202	AR			T2.45
	MD704 203	AR			T2.50
2	MD704 119	1			BEARING
3	MD704 204	AR			SNAP RING, T2.70
	MD704 205	AR			T2.75
	MD704 206	AR			T2.80
	MD704 207	AR			T2.85
	MD704 208	AR			T2.90
4	MD731 636	1			GEAR, Input Manual Trans.
	MD732 599	1			Automatic Trans.
5	MD704 114	1			SLEEVE, Clutch
6	MD704 131	1			CAP, Sealing
7	MD704 121	1			BEARING, Needle
8	MD704 212	AR			SNAP RING, T2.14
	MD704 213	AR			T2.21
	MD704 214	AR			T2.28
	MD704 215	AR			T2.35
	MD704 216	AR			T2.42
9	MD704 115	1			HUB, Clutch, High & Low
10	MD704 126	1			SPACER, Bearing
11	MD704 123	1			BEARING, Needle
12	MD731 638	1			GEAR, Low Speed
13	MD731 712	1			SHAFT, Output, Rear
14	MD704 198	1			BEARING
15	MD704 132	1			PLATE, Stop
16	MD718 409	1			HUB, Clutch, 2nd & 4th
17	MF540 006	2			BALL, Steel, 3/16" Dia.
18	MD704 114	1			SLEEVE, Clutch
19	MF520 012	1			O-RING, (18)
20	MD704 124	2			WASHER, Thrust
21	MD704 113	1			SHAFT, Counter Gear
22	MD704 122	2			BEARING, Needle
23	MD704 125	1			SPACER, Bearing
24	MD731 637	1			GEAR, Countershaft
25	MD704 117	1			PLATE, Lock
26	MF241 251	1			BOLT, w/Washer, (8x16)
27	MD704 129	1			SLEEVE, Sprocket
28	MD704 197	2			BEARING, Needle
29	MD704 229	1			SPROCKET, Drive
30	MD704 130	1			SPACER, Sprocket
31	MD701 728	1			BEARING, Radial Ball
32	MD701 845	AR			SPACER, T=0.84
	MD701 839	AR			T=0.93
	MD701 840	AR			T=1.02
	MD701 841	AR			T=1.11
	MD701 842	AR			T=1.20

<b>ENGINE:</b>		P=1800 cc	A=2000 cc	<b>TRANS:</b>	A=Automatic
Blank=All	K=1600 cc (w/o Balance Shaft)	F=2600 cc (Car)	Blank=All	M=All Manual	
Q=1500 cc	W=2600 cc (Truck)	V=3000 cc		B=4 x 2 Manual	
<b>SERIES:</b>	H=High	<b>MODELS:</b>	24 FWD=2-Dr Hatchback (Colt LA=Colt 100/Eagle Vista)	24 RWD=2-Dr Hatchback (Conquest)	
L=Low	E=Economy	41 FWD=4-Dr Sedan (Colt LA=Colt 100/Eagle Vista)	41 FWD=4-Dr Sedan (Colt Summit LC/Colt 200)	45 FWD=4-Dr Sedan (Colt Summit LC/Colt 200)	
M=Medium	P=Premium	H41 FWD=4-Dr Sedan (2000 GTX)	45 FWD=4WD=Sta.Wgn. (Vista)	27 4WD=Sport Utility (Raider)	
		27 RWD=4WD=Pickup(Ram 50,Pwr.Ram 50)			
		NOTE: Colt LA 24-41 models and H41 2000 GTX "are Canada only"			

AR=Use as Required # =New Part Number — =Non Illustrated Part P.A.R.=Paint as Required

NOVEMBER, 1989

# 1989 IMPORT PARTS CATALOG

Figure 21M-5100

Illus. Page 21M-156

TRANSMISSION, MANUAL

ITEM	PART NUMBER	QTY	BODY	MODEL	DESCRIPTION
------	-------------	-----	------	-------	-------------

## POWER TRAIN TRANSFER CASE 27 4WD - POWER RAM, 27 4WD - RAIDER

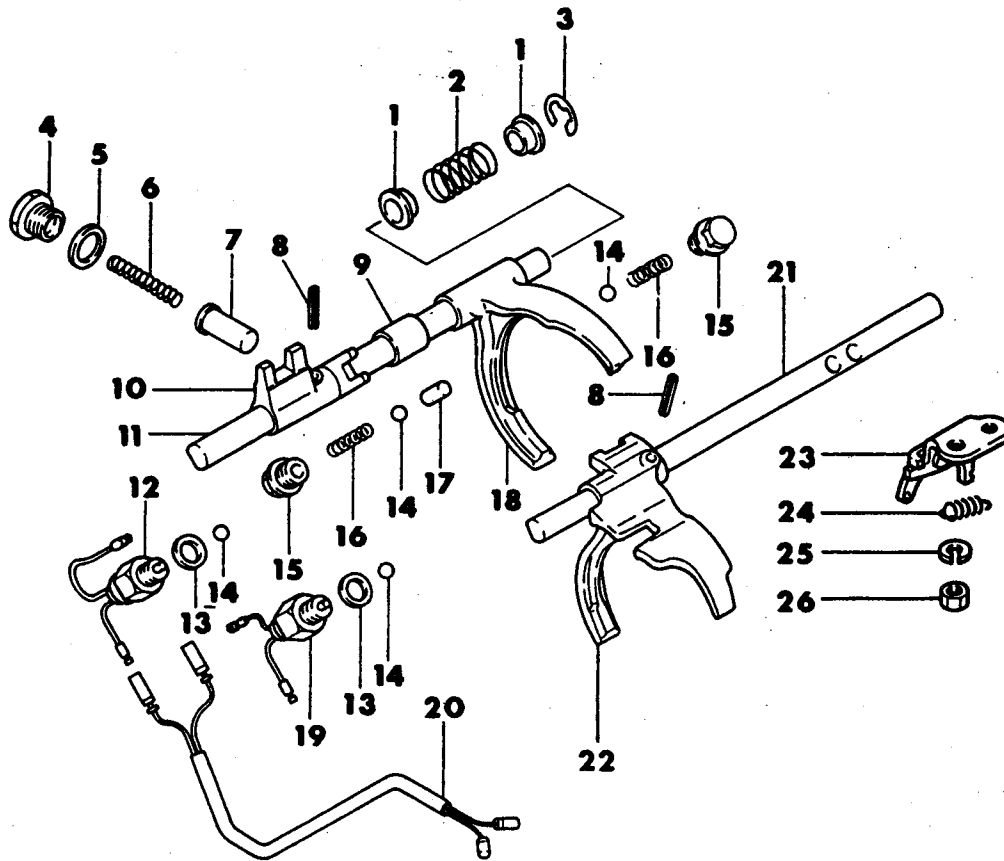
	MD701 843	AR			T=1.29
	MD701 844	AR			T=1.38
33	MD703 748	1		27 RAM	NUT, Locking
	MD731 711	1		27 RAIDER	
34	MD704 120	2			BEARING
35	#MD722 457	1			SHAFT, Output, Front
36	MD704 196	1			CHAIN, High-Low
37	MD704 134	1			SPRING, Wave
38	MD704 166	1			SPACER
39	MD722 459	1			ROTOR, Pulse
40	MF450 405	1			WASHER, Spring (8)
41	#MD716 828	1			BOLT
44	#MD724 735	1			SPACER
45	#MD724 734	1			SNAP RING
46	#MD726 107	1			SPRING, Cone
47	MD731 659	1			GEAR, Sub

<b>ENGINE:</b>		P=1800 cc	A=2000 cc	<b>TRANS:</b>		A=Automatic
Blank=All		K=1600 cc (w/o Balance Shaft)	F=2600 cc (Car)	Blank=All		M=All Manual
Q=1500 cc		W=2600 cc (Truck)	V=3000 cc			8=4 x 2 Manual
<b>SERIES:</b>		H=High	<b>MODELS:</b>	24 FWD=2-Dr Hatchback (Colt LA=Colt 100/Eagle Vista)	24 RWD=2-Dr Hatchback (Conquest)	
L=Low		E=Economy		41 FWD=4-Dr Sedan (Colt LA=Colt 100/Eagle Vista)	24 FWD=2-Dr Hatchback (Colt LC/Colt 200)	
M=Medium		P=Premium		45 FWD=4WD=Sta.Wgn. (Colt LA)	41 FWD=4-Dr Sedan (Colt Summit LC/Colt 200)	
				H41 FWD=4-Dr Sedan (2000 GTX)	45 FWD=4WD=Sta.Wgn. (Vista)	
				27 RWD=4WD=Pickup(Ram 50,Pwr.Ram 50)	27 4WD=Sport Utility (Raider)	
NOTE: Colt LA 24-41 models and H41 2000 GTX "are Canada only"						



9721 5200

CONTROL, SHIFT  
 TRANSFER CASE, WITH MANUAL OR AUTO. TRANS.  
 27 4WD - POWER RAM, 27 4WD - RAIDER



# 1989 IMPORT PARTS CATALOG

Figure 21M-5200  
Illus. Page 21M-159

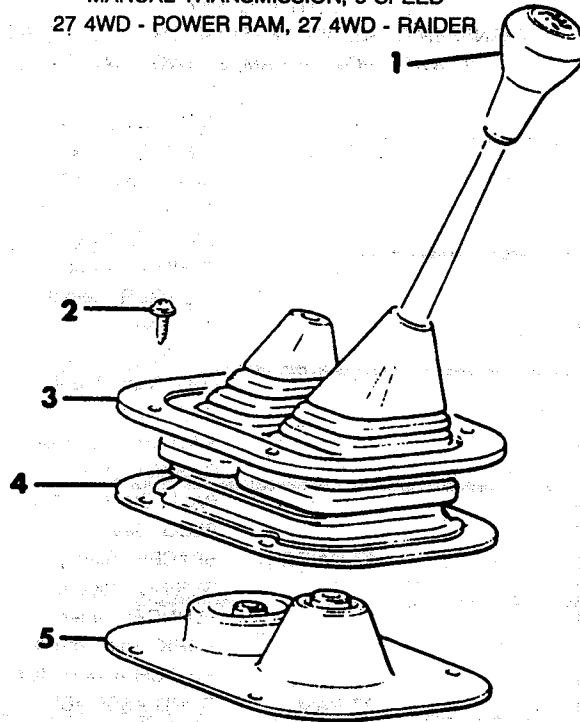
## TRANSMISSION, MANUAL

ITEM	PART NUMBER	QTY	BODY	MODEL	DESCRIPTION
CONTROL, SHIFT					
TRANSFER CASE, WITH MANUAL OR AUTO. TRANS.					
27 4WD - POWER RAM, 27 4WD - RAIDER					
1	MD704 222	2			RETAINER, Spring
2	MD704 146	1			SPRING, 2nd & 4th
3	MF522 409	1			SNAP RING, (12)
4	MD704 168	1			PLUG
5	MD000 312	1			GASKET, (18.2)
6	MD704 157	1			SPRING, Select
7	MD721 310	1			PLUNGER, Select
8	MD701 722	2			PIN, Spring
9	MD704 165	1			PIECE, Distance
10	MD721 309	1			LUG, Shift, 2nd & 4th
11	MD704 143	1			RAIL, Shift, 2nd & 4th
12	MD704 162	1			SWITCH ASSEMBLY, 4WD Light, w/Male
13	#MF660 034	2			GASKET, (12)
14	MF540 010	4			BALL, Steel, (5/16)
15	MD704 218	2			PLUG, Seal
	#MD710 210	1		27 RAIDER	SPACER, Spring Plug
16	MD704 167	2			SPRING, Poppet
17	MD704 147	1			PLUNGER, Interlock
18	MD704 144	1			FORK, Shift, 2nd & 4th
19	MD704 163	1			SWITCH ASSEMBLY, 4WD Light, w/Female
20	MD704 161	1		27 RAM	CORD ASSEMBLY
	#MB605 515	1		27 RAIDER	HARNESS, w/Automatic Trans., V Eng.
21	MD704 141	1		27 RAM	RAIL, Shift High & Low
	MD700 189	1		27 RAIDER	5-Speed Trans.
	MD704 141	1		27 RAIDER	Automatic Trans., V Eng.
22	MD721 306	1			FORK, Shift, High & Low
23	MD716 584	1			BRACKET ASSEMBLY, Stopper
24	MD703 192	1			SPRING, Return
25	MF450 405	2			WASHER, Spring (8)
26	MF430 841	2			NUT, Jam (8)

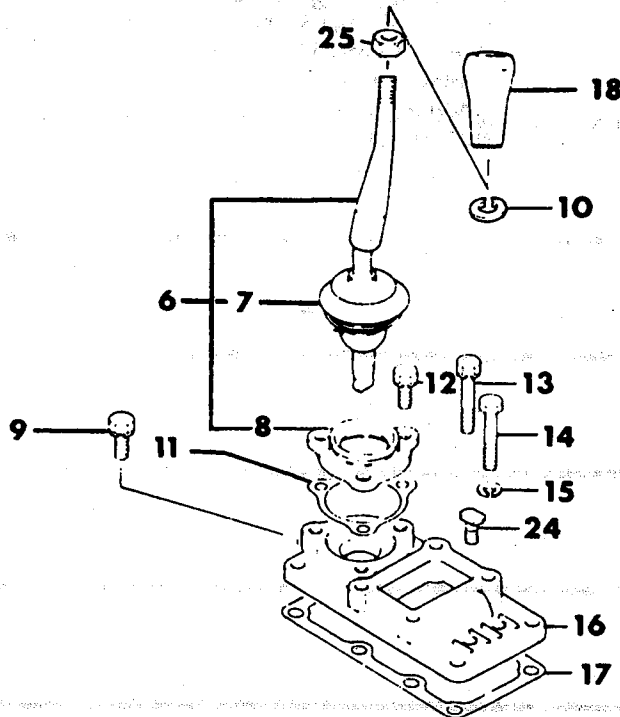
<b>ENGINE:</b>		P=1800 cc	A=2000 cc	<b>TRANS:</b>		A=Automatic
Blank=All		K=1600 cc (w/o Balance Shaft)	F=2600 cc (Car)	Blank=All		M=All Manual
Q=1500 cc		W=2600 cc (Truck)	V=3000 cc			8=4 x 2 Manual
<b>SERIES:</b>		H=High	<b>MODELS:</b>		24 FWD=2-Dr Hatchback (Conquest)	
L=Low		E=Economy	41 FWD=4-Dr Sedan (Colt LA=Colt 100/Eagle Vista)		24 FWD=2-Dr Hatchback (Colt LC/Colt 200)	
M=Medium		P=Premium	45 FWD-4WD=Sta.Wgn. (Colt LA)		41 FWD=4-Dr Sedan (Colt Summit LC/Colt 200)	
			H41 FWD=4-Dr Sedan (2000 GTX)		45 FWD-4WD=Sta.Wgn. (Vista)	
			27 RWD-4WD=Pickup(Ram 50,Pwr.Ram 50)		27 4WD=Sport Utility (Raider)	
NOTE: Colt LA 24-41 models and H41 2000 GTX "are Canada only"						

9721 5300

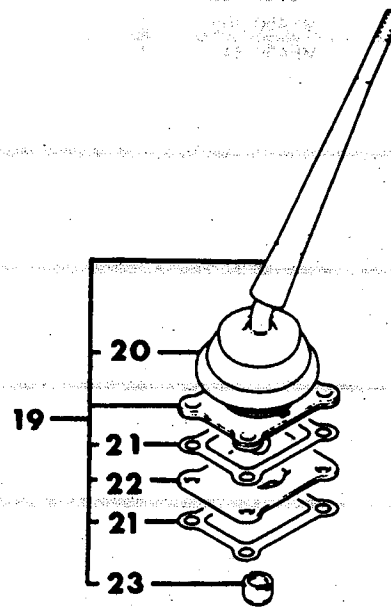
CONTROLS, GEARSHIFT  
MANUAL TRANSMISSION, 5 SPEED  
27 4WD - POWER RAM, 27 4WD - RAIDER



TRANSFER CASE



TRANSMISSION



# 1989 IMPORT PARTS CATALOG

Figure 21M-5300

Illus. Page 21M-161

## TRANSMISSION, MANUAL

ITEM	PART NUMBER	QTY	BODY	MODEL	DESCRIPTION
CONTROLS, GEARSHIFT					
MANUAL TRANSMISSION, 5 SPEED					
27 4WD - POWER RAM, 27 4WD - RAIDER					
1	MB180 448	1		27 RAM	KNOB, Control Lever, 5-Speed Trans. (Black)
	MB180 459	1		27 RAIDER	(D-Gray)
	MB736 184	1		27 RAIDER	(Brown)
	MF430 726	1		27 RAIDER	NUT, G/Shift Lever Knob Jam (10)
2	MS450 157	4			SCREW, Tapping, (5x16)
3	MB180 074	1		27 RAM	PLATE, Dust Cover Retaining
	MB484 407	1		27 RAIDER	
4	MB180 155	1			COVER, Control Lever
5	MB180 156	1			COVER, Control Lever
6	MD721 319	1		27 RAM	LEVER ASSEMBLY, Gearshift Control
	#MD726 458	1		27 RAIDER	W Eng.
	MD730 469	1		27 RAIDER	V Eng.
7	MD704 149	1			CAP, Rubber (A)
8	MD713 311	1			COVER, Control Housing
9	MF241 255	4			BOLT, w/Washer, (8x25)
10	#MS450 043	1		27 RAIDER	WASHER, Spring (10)
11	MD704 159	1			GASKET, Housing Cover
12	MS240 018	3			BOLT, w/Washer (8x20)
13	MD726 993	2		27 RAIDER	BOLT, w/Washer
	MD726 994	2		27 RAM	
14	MD726 985	2		27 RAIDER	BOLT, Reamer
	MD726 986	2		27 RAM	
15	MF450 405	2			WASHER, Spring, (8)
16	#MD721 321	1		27 RAM	HOUSING, Control
	MD721 301	1		27 RAIDER	
17	#MD716 587	1			GASKET, Control Housing
18	MB180 165	1		27 RAM	KNOB, Shift Control (Black)
	MB711 923	1		27 RAIDER	(D-Gray)
	MB736 254	1		27 RAIDER	(Brown)
	#MS450 043	1			WASHER, Knob Spring (10)
19	MD726 579	1			LEVER ASSEMBLY, Control
	#MD714 853	1		27 RAIDER	
20	MD703 619	1			COVER, Spring
21	MD704 190	2			GASKET
22	MD714 852	1			PLATE, Stopper
23	MD701 577	1			BUSHING, Control Lever
24	MD703 191	2			BOLT, Special, 5 Speed Trans.
25	MF430 726	1		27 RAIDER	NUT, Lever Knob Jam (10)

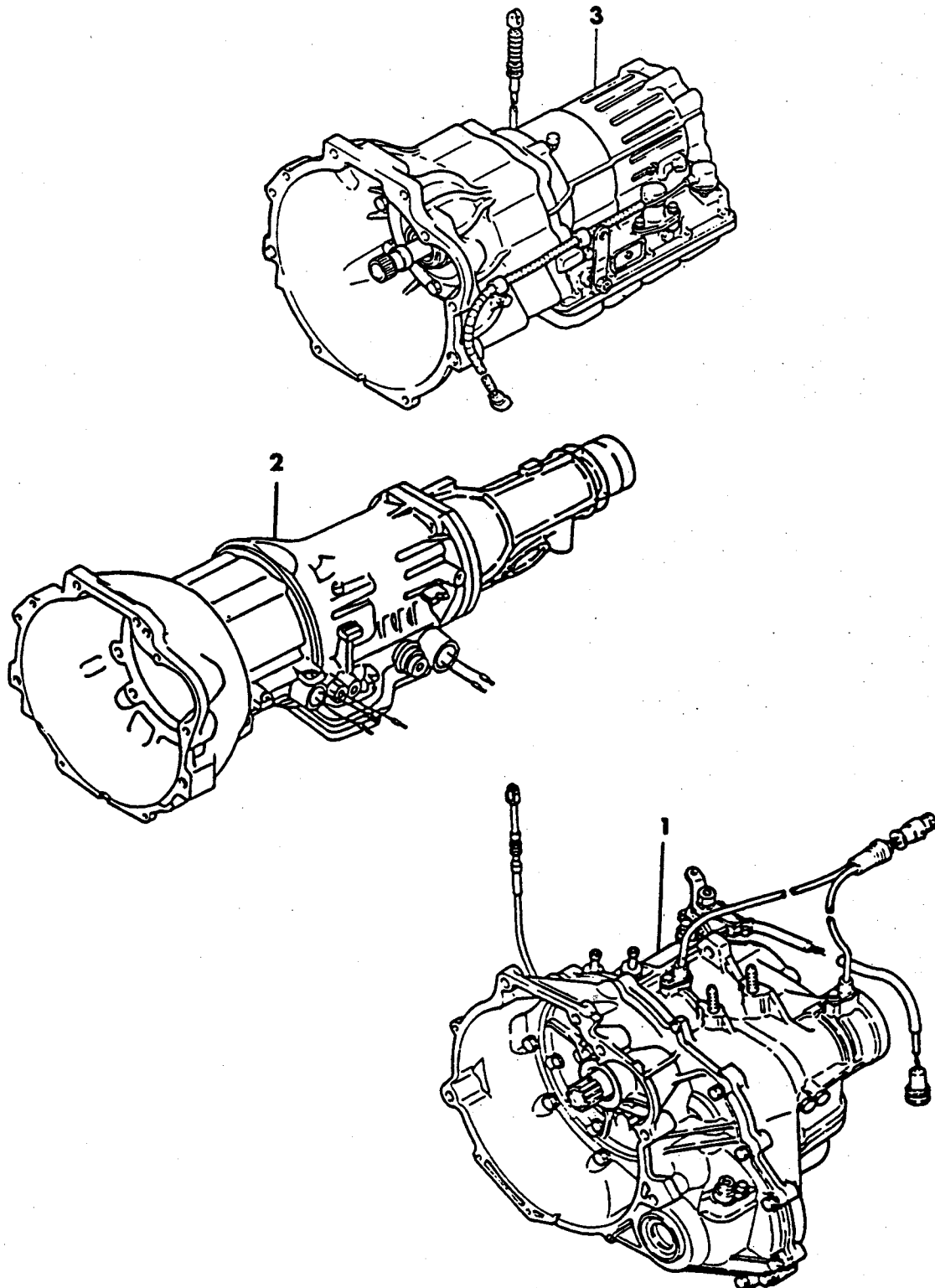
<b>ENGINE:</b>		P=1800 cc	A=2000 cc	<b>TRANS:</b>		A=Automatic
Blank=All		K=1600 cc (w/o Balance Shaft)	F=2600 cc (Car)	Blank=All		M=All Manual
Q=1500 cc		W=2600 cc (Truck)	V=3000 cc			8=4 x 2 Manual
<b>SERIES:</b>		H=High	<b>MODELS:</b>		24 FWD=2-Dr Hatchback (Colt LA=Colt 100/Eagle Vista)	24 RWD=2-Dr Hatchback (Conquest)
L=Low		E=Economy	41 FWD=4-Dr Sedan (Colt LA=Colt 100/Eagle Vista)		24 FWD=2-Dr Hatchback (Colt LC/Colt 200)	
M=Medium		P=Premium	45 FWD-4WD=Sta.Wgn. (Colt LA)		41 FWD=4-Dr Sedan (Colt Summit LC/Colt 200)	
			H41 FWD=4-Dr Sedan (2000 GTX)		45 FWD-4WD=Sta.Wgn. (Vista)	
			27 RWD-4WD=Pickup(Ram 50,Pwr.Ram 50)		27 4WD=Sport Utility (Raider)	
NOTE: Colt LA 24-41 models and H41 2000 GTX "are Canada only"						

AR=Use as Required # =New Part Number -- =Non Illustrated Part P.A.R.=Paint as Required

NOVEMBER, 1989

TRANSAXLE AND TRANSMISSION ASSEMBLIES  
AUTOMATIC TRANSMISSION  
ALL MODELS

9751 100





# 1989 IMPORT PARTS CATALOG

Figure 21A-100  
Illus. Page 21A-5

TRANSMISSION, AUTO.

ITEM	PART NUMBER	QTY	BODY	MODEL	DESCRIPTION
------	-------------	-----	------	-------	-------------

## TRANSAXLE AND TRANSMISSION ASSEMBLIES AUTOMATIC TRANSMISSION ALL MODELS

1	TRANSAXLE ASSEMBLY			
	MD996 180	1	24,41LC FWD	KM171-5-APM, Q Eng.
	MD996 161	1	41LC FWD	KM176-5-PD, K Eng.
	MD996 184	1	24,41LA	KM171-5-APL, Q Eng.
	MD996 183	1	41LA	KM171-5-ANL, Q Eng.
	MD996 186	1	45 WAGON	KM171-5-APML, Q Eng.
	MD996 187	1	45 VISTA	KM172-5-APM, A Eng.
2	MD996 192	1	H41 GALANT	KM175-5-R1, A Eng.
	TRANSMISSION ASSEMBLY			
3	MD730 136	1	24 RWD	JM600-2-C2, F Eng.
	TRANSMISSION ASSEMBLY			
	#MD724 505	1	27 RWD	AW372-4-B2, A Eng.
	#MD724 506	1	27 RWD	AW372-4-C3, W Eng.
	#MD724 507	1	27 4WD	KM148-4-C1, W Eng.
	MD733 481	1	27 RAIDER	KM148-2-C, V Eng.

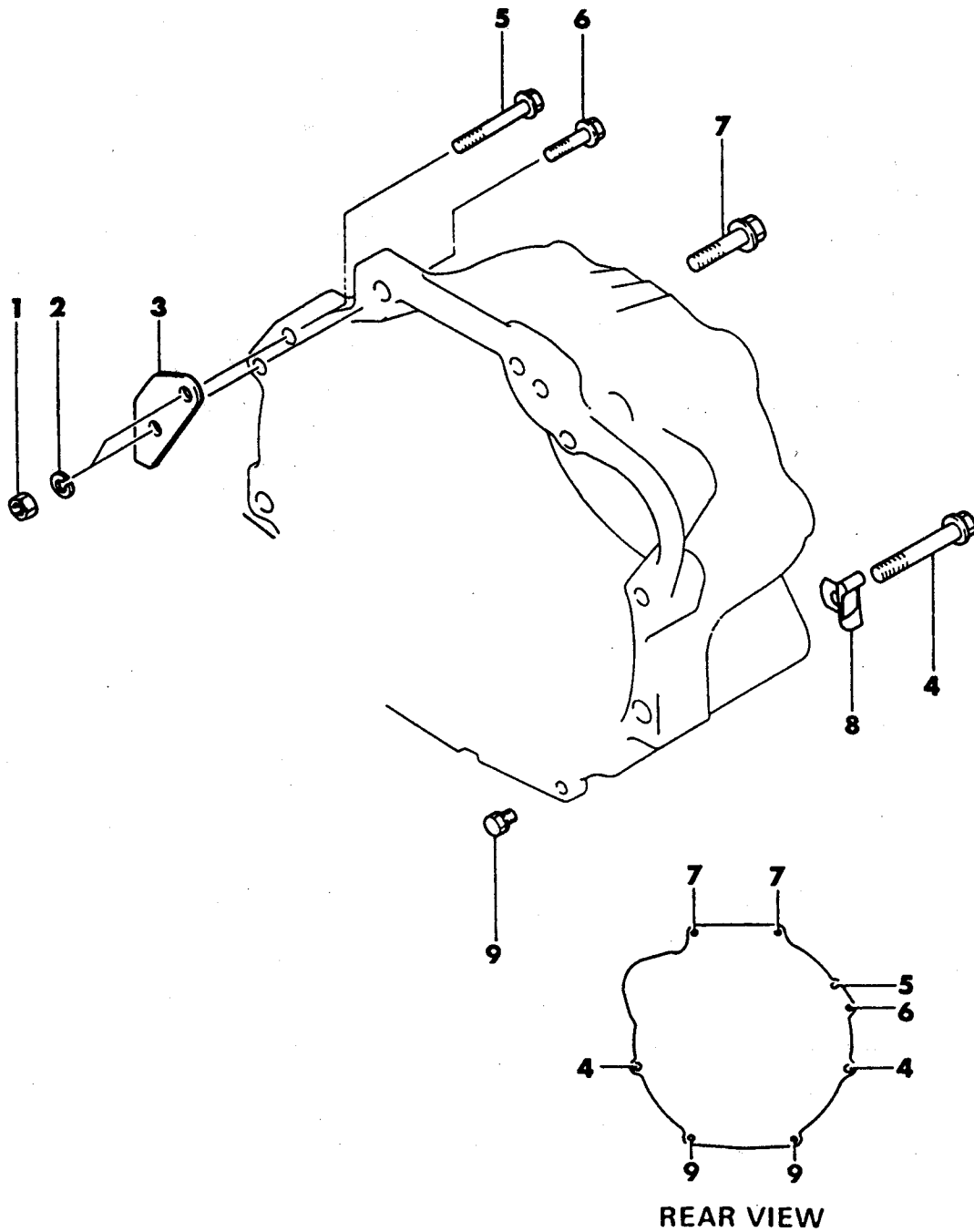
<b>ENGINE:</b>	P=1800 cc	A=2000 cc	<b>TRANS:</b>	A=Automatic
Blank=All	K=1600 cc (w/o Balance Shaft)	F=2600 cc (Car)	Blank=All	M=All Manual
Q=1500 cc	W=2600 cc (Truck)	V=3000 cc		8=4 x 2 Manual
<b>SERIES:</b>	H=High	<b>MODELS:</b>	24 FWD=2-Dr Hatchback (Colt LA=Colt 100/Eagle Vista)	
L=Low	E=Economy		41 FWD=4-Dr Sedan (Colt LA=Colt 100/Eagle Vista)	
M=Medium	P=Premium		45 FWD=4-Dr Sedan (Colt Summit LC/Colt 200)	
			41 FWD=4-Dr Sedan (Colt LA)	
			45 FWD=4-Dr Sedan (2000 GTX)	
			45 FWD=4-Dr Sedan (Colt Summit LC/Colt 200)	
			45 FWD=4-Dr Sedan (Colt Summit LC/Colt 200)	
			45 FWD=4-Dr Sedan (Colt Summit LC/Colt 200)	
			45 FWD=4-Dr Sedan (Colt Summit LC/Colt 200)	
			45 FWD=4-Dr Sedan (Colt Summit LC/Colt 200)	
			45 FWD=4-Dr Sedan (Colt Summit LC/Colt 200)	
			45 FWD=4-Dr Sedan (Colt Summit LC/Colt 200)	
			45 FWD=4-Dr Sedan (Colt Summit LC/Colt 200)	
			45 FWD=4-Dr Sedan (Colt Summit LC/Colt 200)	
			45 FWD=4-Dr Sedan (Colt Summit LC/Colt 200)	
			45 FWD=4-Dr Sedan (Colt Summit LC/Colt 200)	
			45 FWD=4-Dr Sedan (Colt Summit LC/Colt 200)	
			45 FWD=4-Dr Sedan (Colt Summit LC/Colt 200)	
			45 FWD=4-Dr Sedan (Colt Summit LC/Colt 200)	
			45 FWD=4-Dr Sedan (Colt Summit LC/Colt 200)	
			45 FWD=4-Dr Sedan (Colt Summit LC/Colt 200)	
			45 FWD=4-Dr Sedan (Colt Summit LC/Colt 200)	
			45 FWD=4-Dr Sedan (Colt Summit LC/Colt 200)	
			45 FWD=4-Dr Sedan (Colt Summit LC/Colt 200)	
			45 FWD=4-Dr Sedan (Colt Summit LC/Colt 200)	
			45 FWD=4-Dr Sedan (Colt Summit LC/Colt 200)	
			45 FWD=4-Dr Sedan (Colt Summit LC/Colt 200)	
			45 FWD=4-Dr Sedan (Colt Summit LC/Colt 200)	
			45 FWD=4-Dr Sedan (Colt Summit LC/Colt 200)	
			45 FWD=4-Dr Sedan (Colt Summit LC/Colt 200)	
			45 FWD=4-Dr Sedan (Colt Summit LC/Colt 200)	
			45 FWD=4-Dr Sedan (Colt Summit LC/Colt 200)	
			45 FWD=4-Dr Sedan (Colt Summit LC/Colt 200)	
			45 FWD=4-Dr Sedan (Colt Summit LC/Colt 200)	
			45 FWD=4-Dr Sedan (Colt Summit LC/Colt 200)	
			45 FWD=4-Dr Sedan (Colt Summit LC/Colt 200)	
			45 FWD=4-Dr Sedan (Colt Summit LC/Colt 200)	
			45 FWD=4-Dr Sedan (Colt Summit LC/Colt 200)	
			45 FWD=4-Dr Sedan (Colt Summit LC/Colt 200)	
			45 FWD=4-Dr Sedan (Colt Summit LC/Colt 200)	
			45 FWD=4-Dr Sedan (Colt Summit LC/Colt 200)	
			45 FWD=4-Dr Sedan (Colt Summit LC/Colt 200)	
			45 FWD=4-Dr Sedan (Colt Summit LC/Colt 200)	
			45 FWD=4-Dr Sedan (Colt Summit LC/Colt 200)	
			45 FWD=4-Dr Sedan (Colt Summit LC/Colt 200)	
			45 FWD=4-Dr Sedan (Colt Summit LC/Colt 200)	
			45 FWD=4-Dr Sedan (Colt Summit LC/Colt 200)	
			45 FWD=4-Dr Sedan (Colt Summit LC/Colt 200)	
			45 FWD=4-Dr Sedan (Colt Summit LC/Colt 200)	
			45 FWD=4-Dr Sedan (Colt Summit LC/Colt 200)	
			45 FWD=4-Dr Sedan (Colt Summit LC/Colt 200)	
			45 FWD=4-Dr Sedan (Colt Summit LC/Colt 200)	
			45 FWD=4-Dr Sedan (Colt Summit LC/Colt 200)	
			45 FWD=4-Dr Sedan (Colt Summit LC/Colt 200)	
			45 FWD=4-Dr Sedan (Colt Summit LC/Colt 200)	
			45 FWD=4-Dr Sedan (Colt Summit LC/Colt 200)	
			45 FWD=4-Dr Sedan (Colt Summit LC/Colt 200)	
			45 FWD=4-Dr Sedan (Colt Summit LC/Colt 200)	
			45 FWD=4-Dr Sedan (Colt Summit LC/Colt 200)	
			45 FWD=4-Dr Sedan (Colt Summit LC/Colt 200)	
			45 FWD=4-Dr Sedan (Colt Summit LC/Colt 200)	
			45 FWD=4-Dr Sedan (Colt Summit LC/Colt 200)	
			45 FWD=4-Dr Sedan (Colt Summit LC/Colt 200)	
			45 FWD=4-Dr Sedan (Colt Summit LC/Colt 200)	
			45 FWD=4-Dr Sedan (Colt Summit LC/Colt 200)	
			45 FWD=4-Dr Sedan (Colt Summit LC/Colt 200)	
			45 FWD=4-Dr Sedan (Colt Summit LC/Colt 200)	
			45 FWD=4-Dr Sedan (Colt Summit LC/Colt 200)	
			45 FWD=4-Dr Sedan (Colt Summit LC/Colt 200)	
			45 FWD=4-Dr Sedan (Colt Summit LC/Colt 200)	
			45 FWD=4-Dr Sedan (Colt Summit LC/Colt 200)	
			45 FWD=4-Dr Sedan (Colt Summit LC/Colt 200)	
			45 FWD=4-Dr Sedan (Colt Summit LC/Colt 200)	
			45 FWD=4-Dr Sedan (Colt Summit LC/Colt 200)	
			45 FWD=4-Dr Sedan (Colt Summit LC/Colt 200)	
			45 FWD=4-Dr Sedan (Colt Summit LC/Colt 200)	
			45 FWD=4-Dr Sedan (Colt Summit LC/Colt 200)	
			45 FWD=4-Dr Sedan (Colt Summit LC/Colt 200)	
			45 FWD=4-Dr Sedan (Colt Summit LC/Colt 200)	
			45 FWD=4-Dr Sedan (Colt Summit LC/Colt 200)	
			45 FWD=4-Dr Sedan (Colt Summit LC/Colt 200)	
			45 FWD=4-Dr Sedan (Colt Summit LC/Colt 200)	
			45 FWD=4-Dr Sedan (Colt Summit LC/Colt 200)	
			45 FWD=4-Dr Sedan (Colt Summit LC/Colt 200)	
			45 FWD=4-Dr Sedan (Colt Summit LC/Colt 200)	
			45 FWD=4-Dr Sedan (Colt Summit LC/Colt 200)	
			45 FWD=4-Dr Sedan (Colt Summit LC/Colt 200)	
			45 FWD=4-Dr Sedan (Colt Summit LC/Colt 200)	
			45 FWD=4-Dr Sedan (Colt Summit LC/Colt 200)	
			45 FWD=4-Dr Sedan (Colt Summit LC/Colt 200)	
			45 FWD=4-Dr Sedan (Colt Summit LC/Colt 200)	
			45 FWD=4-Dr Sedan (Colt Summit LC/Colt 200)	
			45 FWD=4-Dr Sedan (Colt Summit LC/Colt 200)	
			45 FWD=4-Dr Sedan (Colt Summit LC/Colt 200)	
			45 FWD=4-Dr Sedan (Colt Summit LC/Colt 200)	
			45 FWD=4-Dr Sedan (Colt Summit LC/Colt 200)	
			45 FWD=4-Dr Sedan (Colt Summit LC/Colt 200)	
			45 FWD=4-Dr Sedan (Colt Summit LC/Colt 200)	
			45 FWD=4-Dr Sedan (Colt Summit LC/Colt 200)	
			45 FWD=4-Dr Sedan (Colt Summit LC/Colt 200)	
			45 FWD=4-Dr Sedan (Colt Summit LC/Colt 200)	
			45 FWD=4-Dr Sedan (Colt Summit LC/Colt 200)	
			45 FWD=4-Dr Sedan (Colt Summit LC/Colt 200)	
			45 FWD=4-Dr Sedan (Colt Summit LC/Colt 200)	
			45 FWD=4-Dr Sedan (Colt Summit LC/Colt 200)	
			45 FWD=4-Dr Sedan (Colt Summit LC/Colt 200)	
			45 FWD=4-Dr Sedan (Colt Summit LC/Colt 200)	
			45 FWD=4-Dr Sedan (Colt Summit LC/Colt 200)	
			45 FWD=4-Dr Sedan (Colt Summit LC/Colt 200)	
			45 FWD=4-Dr Sedan (Colt Summit LC/Colt 200)	
			45 FWD=4-Dr Sedan (Colt Summit LC/Colt 200)	
			45 FWD=4-Dr Sedan (Colt Summit LC/Colt 200)	
			45 FWD=4-Dr Sedan (Colt Summit LC/Colt 200)	
			45 FWD=4-Dr Sedan (Colt Summit LC/Colt 200)	
			45 FWD=4-Dr Sedan (Colt Summit LC/Colt 200)	
			45 FWD=4-Dr Sedan (Colt Summit LC/Colt 200)	
			45 FWD=4-Dr Sedan (Colt Summit LC/Colt 200)	
			45 FWD=4-Dr Sedan (Colt Summit LC/Colt 200)	
			45 FWD=4-Dr Sedan (Colt Summit LC/Colt 200)	
			45 FWD=4-Dr Sedan (Colt Summit LC/Colt 200)	
			45 FWD=4-Dr Sedan (Colt Summit LC/Colt 200)	
			45 FWD=4-Dr Sedan (Colt Summit LC/Colt 200)	
			45 FWD=4-Dr Sedan (Colt Summit LC/Colt 200)	
			45 FWD=4-Dr Sedan (Colt Summit LC/Colt 200)	
			45 FWD=4-Dr Sedan (Colt Summit LC/Colt 200)	
			45 FWD=4-Dr Sedan (Colt Summit LC/Colt 200)	
			45 FWD=4-Dr Sedan (Colt Summit LC/Colt 200)	
			45 FWD=4-Dr Sedan (Colt Summit LC/Colt 200)</	

AR=Use as Required # =New Part Number -- =Non Illustrated Part P.A.R.=Paint as Required

NOVEMBER, 1989

9751 2600

MOUNTING BOLTS AND BRACKETS  
AUTOMATIC TRANSMISSION  
27 4WD - RAIDER - W ENGINE



# 1989 IMPORT PARTS CATALOG

Figure 21A-2600

Illus. Page 21A-89

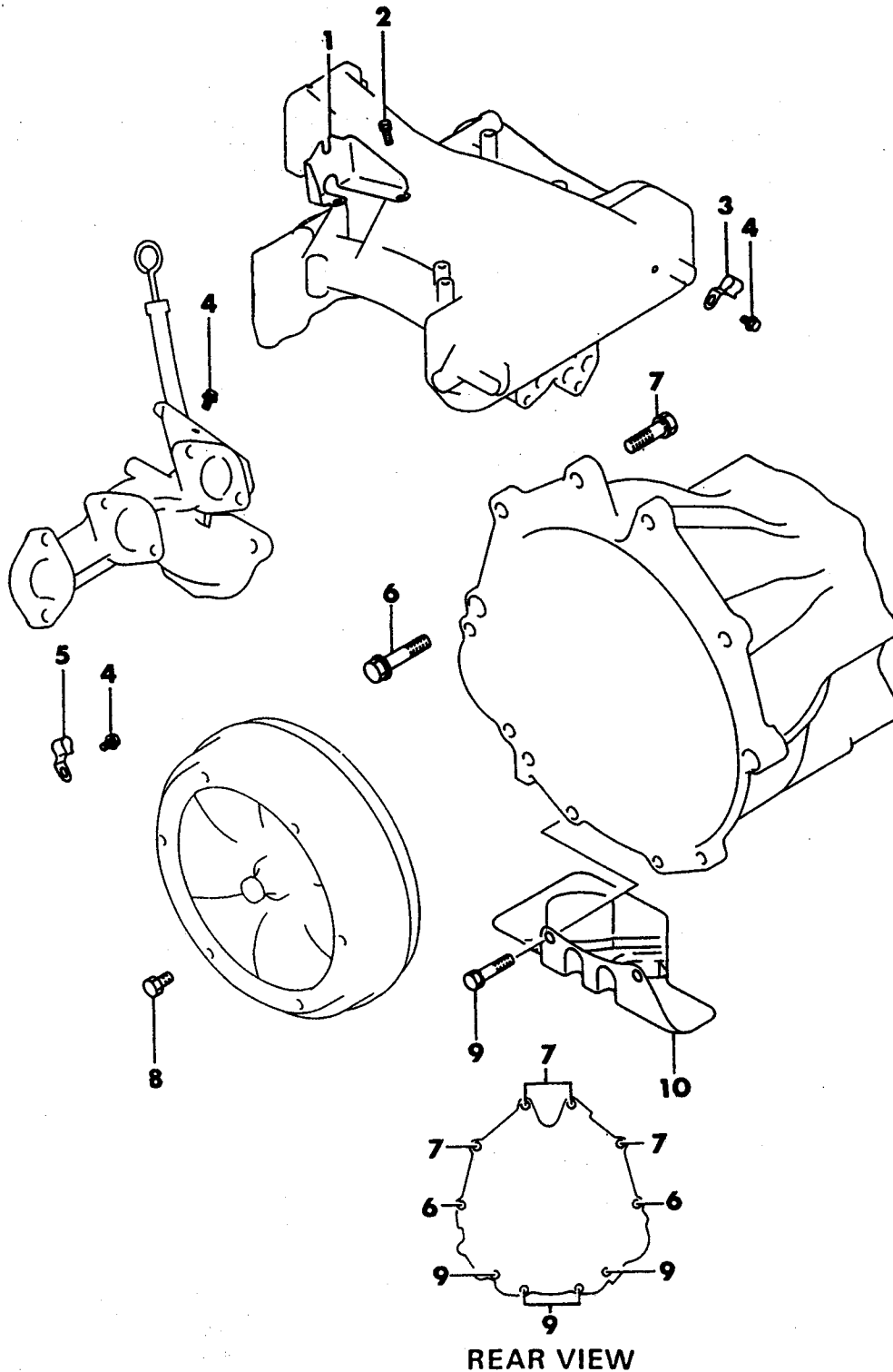
TRANSMISSION, AUTO.

ITEM	PART NUMBER	QTY	BODY	MODEL	DESCRIPTION
MOUNTING BOLTS AND BRACKETS					
AUTOMATIC TRANSMISSION					
27 4WD - RAIDER - W ENGINE					
1	MF430 005	2			NUT, (8)
2	MF450 405	2			WASHER, Spring (8)
3	MD703 100	1			BRACKET
4	MF140 271	2			BOLT, Flange (10x65)
5	MF140 237	1			BOLT, Flange (8x55)
6	MS100 941	1			BOLT, Flange (8x25)
7	MF140 266	2			BOLT, Flange (10x40)
8	#MD952 186	1			CLIP
9	MF241 223	2			BOLT, w/Washer (6x12)

<b>ENGINE:</b>		P=1800 cc	A=2000 cc	<b>TRANS:</b>	A=Automatic
Blank=All		K=1600 cc (w/o Balance Shaft)	F=2600 cc (Car)	Blank=All	M=All Manual
Q=1500 cc		W=2600 cc (Truck)	V=3000 cc		8=4 x 2 Manual
<b>SERIES:</b>	H=High	<b>MODELS:</b>	24 FWD=2-Dr Hatchback (Colt LA=Colt 100/Eagle Vista)	24 RWD=2-Dr Hatchback (Conquest)	
L=Low	E=Economy		41 FWD=4-Dr Sedan (Colt LA=Colt 100/Eagle Vista)	24 FWD=2-Dr Hatchback (Colt LC/Colt 200)	
M=Medium	P=Premium		45 FWD=4WD=Sta.Wgn. (Colt LA)	41 FWD=4-Dr Sedan (Colt Summit LC/Colt 200)	
			H41 FWD=4-Dr Sedan (2000 GTX)	45 FWD=4WD=Sta.Wgn. (Vista)	
			27 RWD=4WD=Pickup(Ram 50,Pwr.Ram 50)	27 4WD=Sport Utility (Raider)	
			NOTE: Colt LA 24-41 models and H41 2000 GTX "are Canada only"		

AR=Use as Required # =New Part Number -- =Non Illustrated Part P.A.R.=Paint as Required

NOVEMBER, 1989

**9751 2700****MOUNTING BOLT AND SHIELDS  
AUTOMATIC TRANSMISSION  
27 4WD - RAIDER - V ENGINE**

# 1989 IMPORT PARTS CATALOG

Figure 21A-2700  
Illus. Page 21A-91

TRANSMISSION, AUTO.

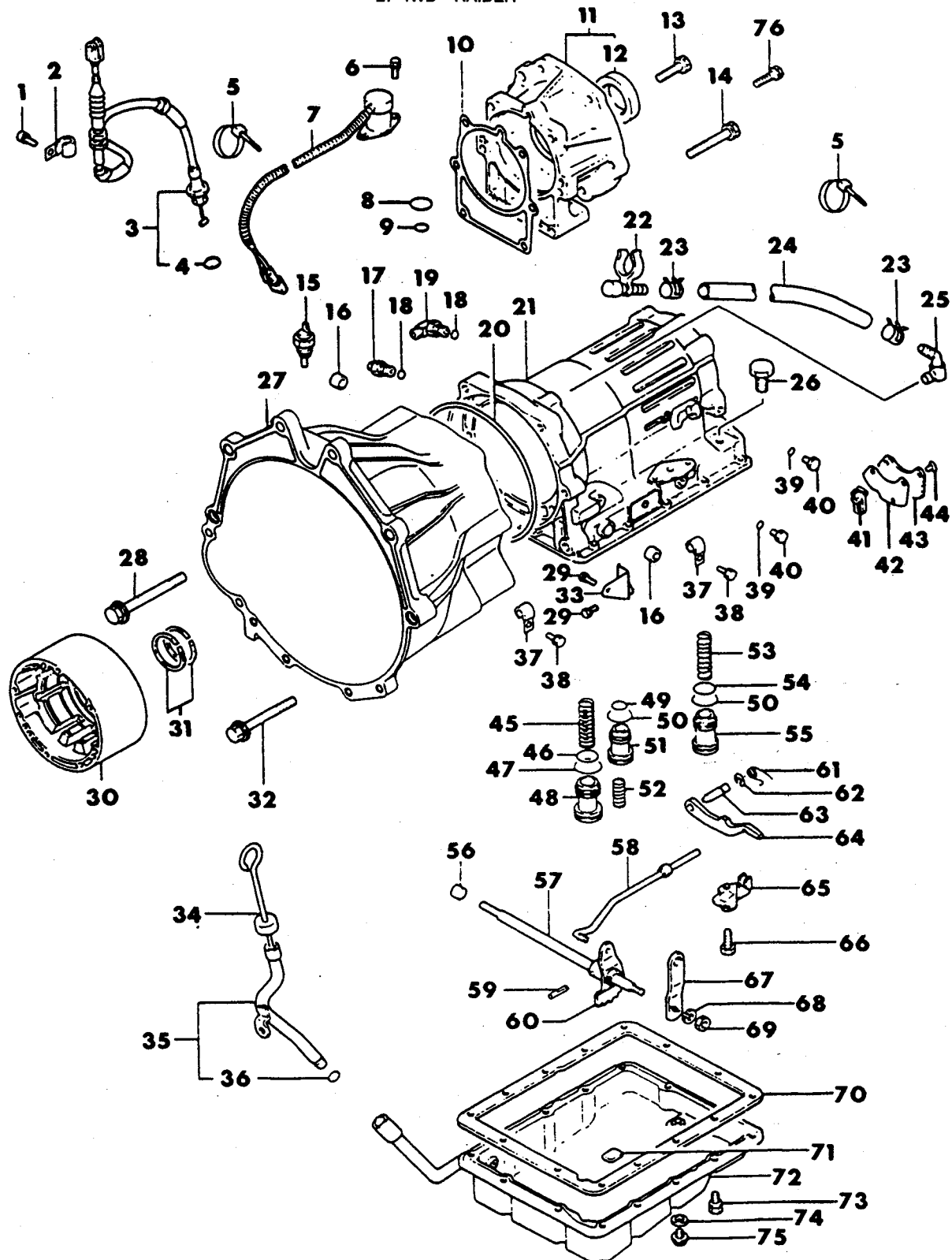
ITEM	PART NUMBER	QTY	BODY	MODEL	DESCRIPTION
MOUNTING BOLT AND SHIELDS AUTOMATIC TRANSMISSION 27 4WD - RAIDER - V ENGINE					
1	MD730 690	1			BRACKET, Throttle Cable
2	#MF140 204	2			BOLT, Flange (6x14 7t)
3	MS470 167	1			CLIP, Clutch Control (12)
4	#MF140 202	3			BOLT, Flange (6x10 7t)
5	MD732 625	1			CLAMP, Connecting
6	MF140 292	2			BOLT, Flange (12x55 7t)
7	MF301 372	4			BOLT, Connecting (12x40)
8	#MD950 120	6			BOLT, Connecting (3/8x11)
9	#MF241 288	4			BOLT, w/Washer (10x40)
10	MB577 456	1			BRACKET, Exhaust Clamp

<b>ENGINE:</b>		P=1800 cc	A=2000 cc	<b>TRANS:</b>	A=Automatic
Blank=All		K=1600 cc (w/o Balance Shaft)	F=2600 cc (Car)	Blank=All	M=All Manual
Q=1500 cc		W=2600 cc (Truck)	V=3000 cc		8=4 x 2 Manual
<b>SERIES:</b>	H=High	<b>MODELS:</b>		24 RWD=2-Dr Hatchback (Conquest)	
L=Low	E=Economy	41 FWD=4-Dr Sedan (Colt LA=Colt 100/Eagle Vista)		24 FWD=2-Dr Hatchback (Colt LC/Colt 200)	
M=Medium	P=Premium	45 FWD-4WD=Sta.Wgn. (Colt LA)		41 FWD=4-Dr Sedan (Colt Summit LC/Colt 200)	
		H41 FWD=4-Dr Sedan (2000 GTX)		45 FWD-4WD=Sta.Wgn. (Vista)	
		27 RWD-4WD=Pickup(Ram 50,Pwr.Ram 50)		27 4WD=Sport Utility (Raider)	
		NOTE: Colt LA 24-41 models and H41 2000 GTX "are Canada only"			

AR=Use as Required # =New Part Number --=Non Illustrated Part P.A.R.=Paint as Required

NOVEMBER, 1989

9751 2800

CASE AND MISCELLANEOUS PARTS  
AUTOMATIC TRANSMISSION  
27 4WD - RAIDER

# 1989 IMPORT PARTS CATALOG

Figure 21A-2800

Illus. Page 21A-93

TRANSMISSION, AUTO.

ITEM	PART NUMBER	QTY	BODY	MODEL	DESCRIPTION
------	-------------	-----	------	-------	-------------

## CASE AND MISCELLANEOUS PARTS

### AUTOMATIC TRANSMISSION

#### 27 4WD - RAIDER

1	MD609 205	1			BOLT, w/Washer
2	MD609 204	1			CLAMP
3	MD609 487	1			CABLE ASSEMBLY, Throttle
4	MD951 511	1			O-RING
5	MD609 325	1			CLAMP, Wiring Harness
6	MD609 082	2			BOLT, w/Washer
7	MD609 445	1			VALVE ASSEMBLY, Solenoid
8	MD609 081	1			O-RING, Solenoid, Outer
9	MD609 080	1			O-RING, Solenoid, Inner
10	MD951 484	1			GASKET, Extension Housing
11	MD609 479	1			ADAPTER ASSEMBLY
12	MD609 235	1			OIL SEAL
13	MD609 236	5			BOLT, w/Washer (M10x1.5x40)
14	MD609 237	1			BOLT, w/Washer (M10x1.5x76)
15	MD609 333	1			SWITCH ASSEMBLY, Temperature
16	MD951 333	2			OIL SEAL, Lip
17	MD609 427	1			FITTING, Elbow
18	MD951 336	2			O-RING
19	MD609 210	1			ELBOW, Flared Type
20	MD951 771	1			O-RING, T/M Case to Housing
21	MD609 058	1			CASE ASSEMBLY, Automatic Trans.
22	MD609 483	1			BREATHER, Air
23	MD609 290	2			CLIP, Hose
24	MD609 481	1			HOSE, Breather
25	MD609 482	1			ADAPTER, Breather
26	MD609 245	1			PLUG, Booster
27	MD609 488	1			HOUSING ASSEMBLY, Converter
28	MD609 320	4			BOLT, Flange (10x1.5x118)
29	MD951 757	2			BOLT, w/Washer Bracket
30	MD951 777	1			CASE ASSEMBLY, Overdrive
31	MD951 734	2			SEAL RING, (FC)
32	MD609 319	2			BOLT, Flange (12x1.75x97)
33	MD609 426	1			BRACKET, Elbow Connector
34	MD609 489	1			INDICATOR, Oil Level
35	MD609 490	1			TUBE ASSEMBLY, Oil Indicator
36	MD951 878	1			O-RING, Indicator Tube
37	MD609 287	2			CLAMP
38	MD951 776	2			BOLT, w/Washer
39	MD951 630	2			O-RING
40	MD951 631	2			PLUG, w/Head Straight Screw
41	MD609 059	1			FILTER, Governor Valve
42	MD951 330	1			GASKET, Oil Gallery Cover
43	MD951 331	1			COVER, Plate
44	MD951 818	3			SCREW, Countersunk (M6x1x12)
45	MD609 329	1			SPRING, 2nd Brake Accumulator
46	MD951 606	1			O-RING
47	MD951 605	1			O-RING
48	MD609 034	1			PISTON, 2nd Brake Accumulator
49	MD951 609	1			O-RING

<b>ENGINE:</b>	P=1800 cc	A=2000 cc	<b>TRANS:</b>	A=Automatic
Blank=All	K=1600 cc (w/o Balance Shaft)	F=2600 cc (Car)	Blank=All	M=All Manual
Q=1500 cc	W=2600 cc (Truck)	V=3000 cc		8=4 x 2 Manual
<b>SERIES:</b>	H=High	<b>MODELS:</b>	24 FWD=2-Dr Hatchback (Colt LA=Colt 100/Eagle Vista)	24 RWD=2-Dr Hatchback (Conquest)
L=Low	E=Economy		41 FWD=4-Dr Sedan (Colt LA=Colt 100/Eagle Vista)	24 FWD=2-Dr Hatchback (Colt LC/Colt 200)
M=Medium	P=Premium		45 FWD-4WD=Sta.Wgn. (Colt LA)	41 FWD=4-Dr Sedan (Colt Summit LC/Colt 200)
			H41 FWD=4-Dr Sedan (2000 GTX)	45 FWD-4WD=Sta.Wgn. (Vista)
			27 RWD-4WD=Pickup(Ram 50,Pwr.Ram 50)	27 4WD=Sport Utility (Raider)
			NOTE: Colt LA 24-41 models and H41 2000 GTX "are Canada only"	

AR=Use as Required # =New Part Number --Non Illustrated Part P.A.R.=Paint as Required

NOVEMBER, 1989

# 1989 IMPORT PARTS CATALOG

Figure 21A-2800  
Illus. Page 21A-94

TRANSMISSION, AUTO.

ITEM	PART NUMBER	QTY	BODY	MODEL	DESCRIPTION
------	-------------	-----	------	-------	-------------

## CASE AND MISCELLANEOUS PARTS AUTOMATIC TRANSMISSION 27 4WD - RAIDER

50	MD951 610	2			O-RING
51	MD609 186	1			PISTON, Direct Clutch Accumulator
52	MD609 491	1			SPRING, Direct Clutch Accumulator No. 1
53	MD609 187	1			SPRING, Forward Clutch Accumulator
54	MD951 613	1			O-RING
55	MD951 612	1			PISTON, Forward Clutch Accumulator
56	MD951 865	1			COVER, Sleeve
57	MD951 763	1			SHAFT, Manual Valve Lever
58	MD609 241	1			ROD ASSEMBLY, Parking
59	MD951 761	1			PIN, Spiral (4)
60	MD609 493	1			LEVER ASSEMBLY, Manual Valve Detent
61	MD609 240	1			SPRING, Torsion Parking Pawl
62	MD951 501	1			SNAP RING
63	MD609 239	1			PIN, Parking Pawl Pivot
64	MD609 453	1			PAWL, Parking
65	MD609 374	1			PLATE, Cam
66	MD609 243	2			BOLT, (M6x1x16)
67	MD609 043	1			LEVER, Trans. Control
68	MD951 633	1			WASHER, Spring
69	MD951 634	1			NUT
70	MD951 626	1			GASKET, Oil Pan
71	MD951 804	1			MAGNET
72	MD609 274	1			PAN ASSEMBLY, Oil
73	MD951 627	14			BOLT, Oil Pan
74	MD951 858	1			GASKET, Drain Plug
75	MD951 857	1			PLUG, w/Head Straight Screw
76	#MD609 299	1			BOLT, Case, (M10x1.5x40)

<b>ENGINE:</b>		P=1800 cc	A=2000 cc	<b>TRANS:</b>	A=Automatic
Blank=All		K=1600 cc (w/o Balance Shaft)	F=2600 cc (Car)	Blank=All	M=All Manual
Q=1500 cc		W=2600 cc (Truck)	V=3000 cc		8=4 x 2 Manual
<b>SERIES:</b>	H=High	<b>MODELS:</b>	24 FWD=2-Dr Hatchback (Colt LA=Colt 100/Eagle Vista)	24 RWD=2-Dr Hatchback (Conquest)	
L=Low	E=Economy		41 FWD=4-Dr Sedan (Colt LA=Colt 100/Eagle Vista)	24 FWD=2-Dr Hatchback (Colt LC/Colt 200)	
M=Medium	P=Premium		45 FWD=4WD=Sta.Wgn. (Colt LA)	41 FWD=4-Dr Sedan (Colt Summit LC/Colt 200)	
			H41 FWD=4-Dr Sedan (2000 GTX)	45 FWD=4WD=Sta.Wgn. (Vista)	
			27 RWD=4WD=Pickup(Ram 50,Pwr.Ram 50)	27 4WD=Sport Utility (Raider)	

NOTE: Colt LA 24-41 models and H41 2000 GTX "are Canada only"

AR=Use as Required # =New Part Number --Non Illustrated Part P.A.R.=Paint as Required

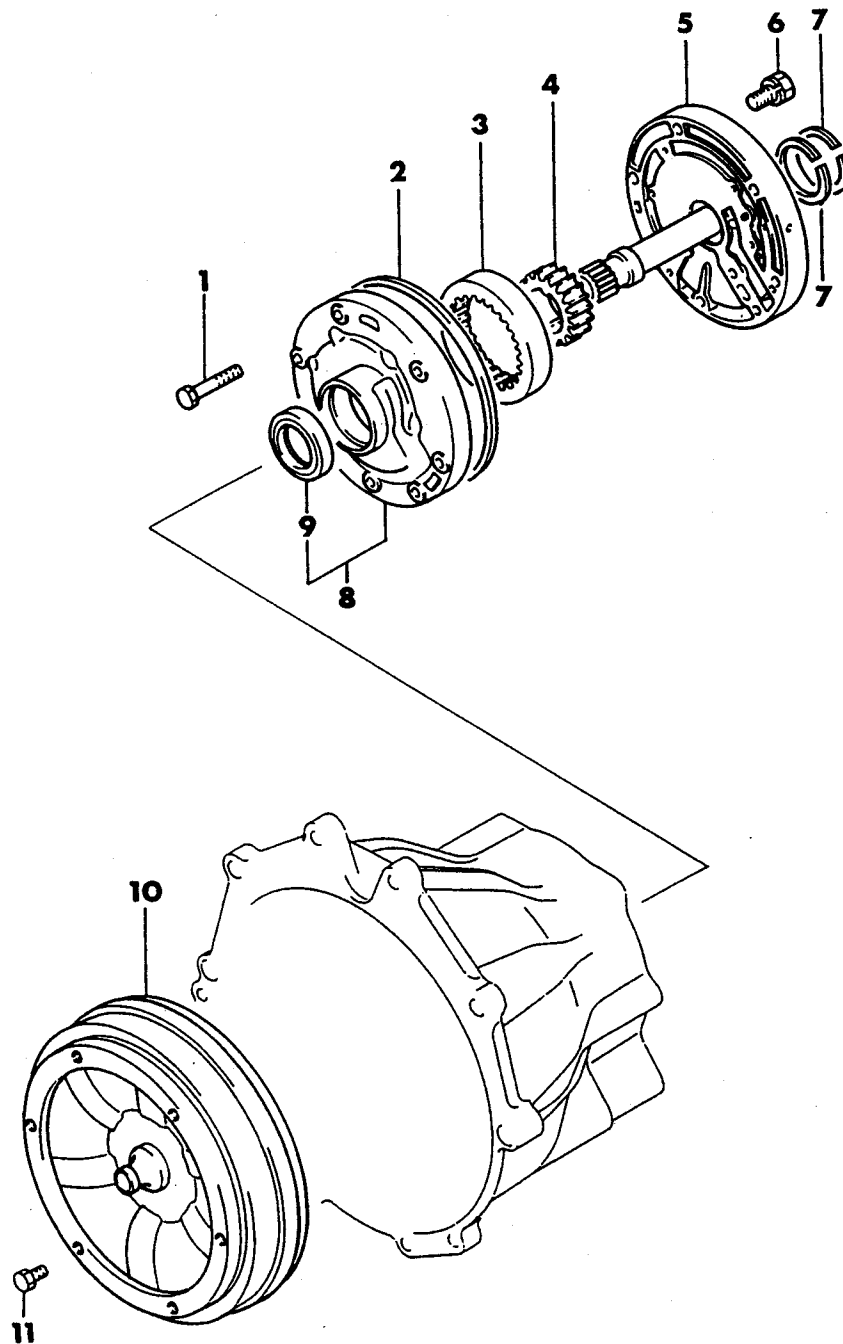
NOVEMBER, 1989





9751 2900

PUMP, OIL AND CONVERTER, TORQUE  
AUTOMATIC TRANSMISSION  
27 4WD - RAIDER



# 1989 IMPORT PARTS CATALOG

Figure 21A-2900

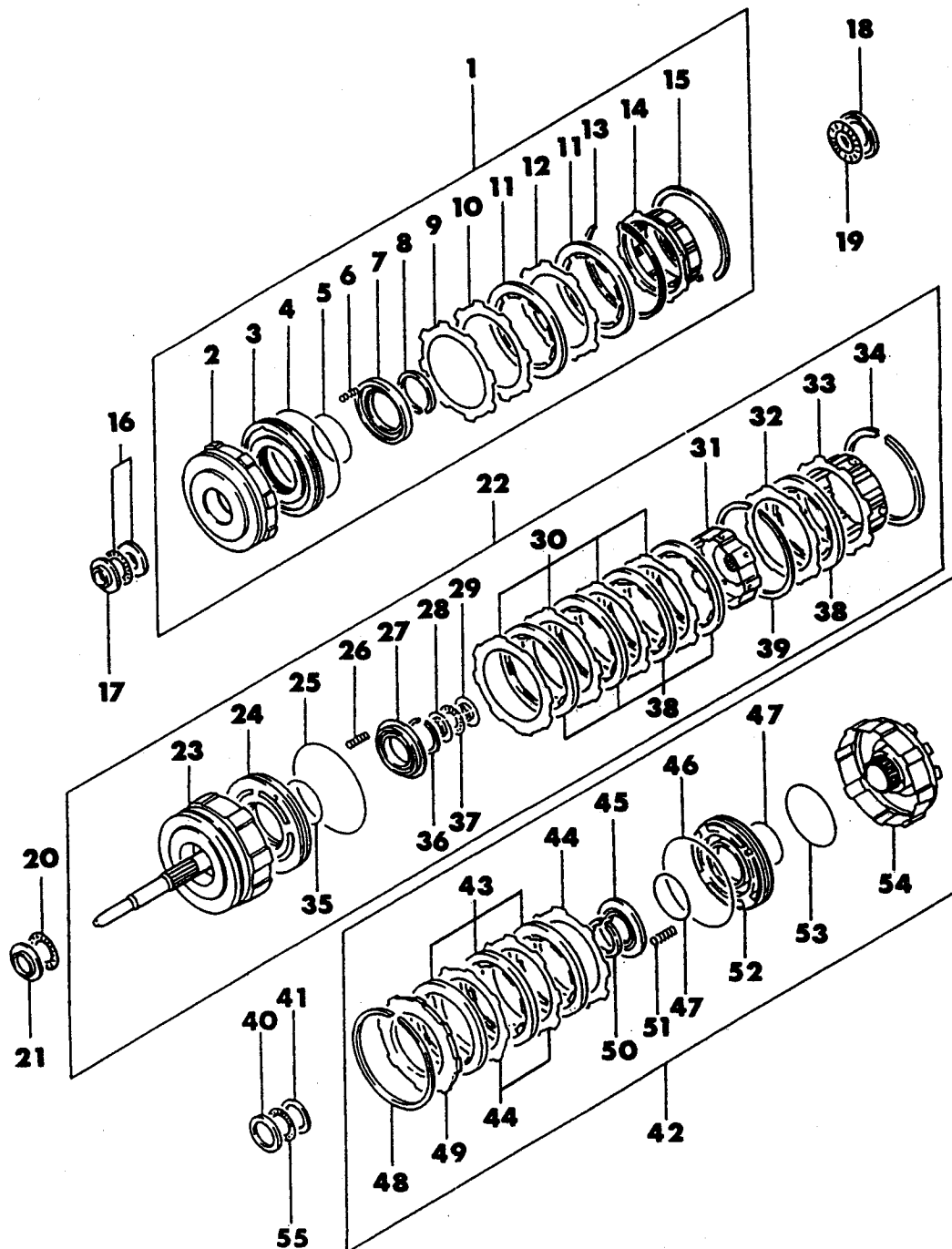
Illus. Page 21A-97

TRANSMISSION, AUTO.

ITEM	PART NUMBER	QTY	BODY	MODEL	DESCRIPTION
PUMP, OIL AND CONVERTER, TORQUE AUTOMATIC TRANSMISSION 27 4WD - RAIDER					
1	MD609 321	7			BOLT, Oil Pump, (M8x1.25x135)
2	#MD951 880	1			O-RING
3	#MD951 340	1			GEAR, Oil Pump, Outer
4	#MD951 339	1			GEAR, Oil Pump, Inner
5	MD609 494	1			SUPPORT, Stator
6	#MD951 779	6			BOLT, Oil Pump, (6x16)
7	MD609 495	2			RING, Oil Pump Seal
8	#MD951 918	1			BODY, Oil Pump
9	#MD951 338	1			SEAL, Oil Pump Body Oil
10	MD609 443	1			CONVERTER, Torque
11	#MD950 120	6			BOLT, Special

<b>ENGINE:</b>		P=1800 cc	A=2000 cc	<b>TRANS:</b>	A=Automatic
Blank=All		K=1600 cc (w/o Balance Shaft)	F=2600 cc (Car)	Blank=All	M=All Manual
Q=1500 cc		W=2600 cc (Truck)	V=3000 cc		8=4 x 2 Manual
<b>SERIES:</b>	H=High	<b>MODELS:</b>		24 FWD=2-Dr Hatchback (Conquest)	
L=Low	E=Economy	41 FWD=4-Dr Sedan (Colt LA=Colt 100/Eagle Vista)		24 FWD=2-Dr Hatchback (Colt LC/Colt 200)	
M=Medium	P=Premium	45 FWD-4WD=Sta.Wgn. (Colt LA)		41 FWD=4-Dr Sedan (Colt Summit LC/Colt 200)	
		H41 FWD=4-Dr Sedan (2000 GTX)		45 FWD-4WD=Sta.Wgn. (Vista)	
		27 RWD-4WD=Pickup(Ram 50,Pwr.Ram 50)		27 4WD=Sport Utility (Raider)	
		NOTE: Colt LA 24-41 models and H41 2000 GTX "are Canada only"			

9751 3000

FRONT AND REAR CLUTCH  
AUTOMATIC TRANSMISSION  
27 4WD - RAIDER

# 1989 IMPORT PARTS CATALOG

Figure 21A-3000  
Illus. Page 21A-99

TRANSMISSION, AUTO.

ITEM	PART NUMBER	QTY	BODY	MODEL	DESCRIPTION
FRONT AND REAR CLUTCH AUTOMATIC TRANSMISSION 27 4WD - RAIDER					
1	#MD609 206	1			CLUTCH ASSEMBLY, Overdrive
2	#MD951 790	1			CYLINDER, Assy., O/D Clutch
3	#MD951 791	1			PISTON ASSEMBLY, Clutch
4	#MD951 703	1			O-RING
5	#MD951 352	1			O-RING
6	#MD951 704	18			SPRING, Clutch Return
7	#MD951 792	1			RETAINER, O/D Clutch Return Spring
8	#MD951 390	1			SNAP RING
9	MD609 498	1			DISC, Clutch, T=0.4
10	#MD609 156	1			DISC, Forward Clutch, T=1.4
11	#MD609 207	2			DISC, w/Facing, Clutch
12	#MD951 814	1			DISC, Clutch, T=1.8
13	#MD951 363	1			RING, Retaining, Hub Locating
14	#MD609 208	1			HUB, Overdrive Brake
15	#MD951 796	1			RING, Retaining
16	#MD951 781	1			BEARING and RACE, Thrust
17	#MD951 782	1			RACE, Thrust Bearing
18	#MD951 797	1			RACE, Thrust Bearing
19	#MD609 083	1			BEARING, Thrust
20	#MD951 349	1			BEARING, Thrust
21	#MD951 348	1			RACE, Thrust Bearing
22	#MD609 153	1			CLUTCH ASSEMBLY, Forward
23	#MD609 154	1			SHAFT, Forward Clutch Input
24	#MD609 155	1			PISTON ASSEMBLY, Clutch
25	#MD951 703	1			O-RING
26	#MD951 704	20			SPRING, Clutch Return
27	#MD951 705	1			RETAINER, Clutch Return Spring
28	#MD951 348	1			RACE, Thrust Bearing
29	#MD951 361	1			RACE, Thrust Bearing
30	#MD951 814	4			DISC, Clutch, T=1.8
31	#MD951 706	1			HUB, Forward Clutch
32	#MD609 156	1			DISC, Clutch, T=1.4
33	#MD951 901	1			HUB, Direct Clutch Input
34	#MD951 365	1			RING, Retainer
35	#MD951 352	1			O-RING
36	#MD951 356	1			SNAP RING, Return Spring
37	#MD951 349	1			BEARING, Thrust
38	#MD609 157	5			DISC, w/Facing, Clutch
39	#MD609 158	1			RING, Retainer (Hub Locating)
40	#MD951 366	1			RACE, Thrust Bearing
41	#MD951 368	1			RACE, Thrust Bearing
42	#MD609 213	1			CLUTCH, And Brake Drum Assy., Direct
43	#MD951 817	3			DISC, w/Facing, Clutch
44	#MD951 793	3			DISC, Clutch
45	#MD951 705	1			RETAINER, Clutch Return Spring
46	#MD951 703	1			O-RING
47	#MD951 352	2			O-RING
48	#MD951 365	1			RING, Retainer
49	#MD609 066	1			PLATE, Clutch Backing

<b>ENGINE:</b>		P=1800 cc	A=2000 cc	<b>TRANS:</b>	A=Automatic
Blank=All		K=1600 cc (w/o Balance Shaft)	F=2600 cc (Car)	Blank=All	M=All Manual
Q=1500 cc		W=2600 cc (Truck)	V=3000 cc		8=4 x 2 Manual
<b>SERIES:</b>	H=High	<b>MODELS:</b>			
L=Low	E=Economy	24 FWD=2-Dr Hatchback (Colt LA=Colt 100/Eagle Vista)			
M=Medium	P=Premium	41 FWD=4-Dr Sedan (Colt LA=Colt 100/Eagle Vista)			
		45 FWD-4WD=Sta.Wgn. (Colt LA)			
		H41 FWD=4-Dr Sedan (2000 GTX)			
		27 RWD-4WD=Pickup(Ram 50,Pwr.Ram 50)			
		NOTE: Colt LA 24-41 models and H41 2000 GTX "are Canada only"			
		24 RWD=2-Dr Hatchback (Conquest)			
		24 FWD=2-Dr Hatchback (Colt LC/Colt 200)			
		41 FWD=4-Dr Sedan (Colt Summit LC/Colt 200)			
		45 FWD-4WD=Sta.Wgn. (Vista)			
		27 4WD=Sport Utility (Raider)			

AR=Use as Required # =New Part Number — =Non Illustrated Part P.A.R.=Paint as Required

NOVEMBER, 1989

# 1989 IMPORT PARTS CATALOG

Figure 21A-3000  
 Illus. Page 21A-100

TRANSMISSION, AUTO.

ITEM	PART NUMBER	QTY	BODY	MODEL	DESCRIPTION
------	-------------	-----	------	-------	-------------

## FRONT AND REAR CLUTCH AUTOMATIC TRANSMISSION 27 4WD - RAIDER

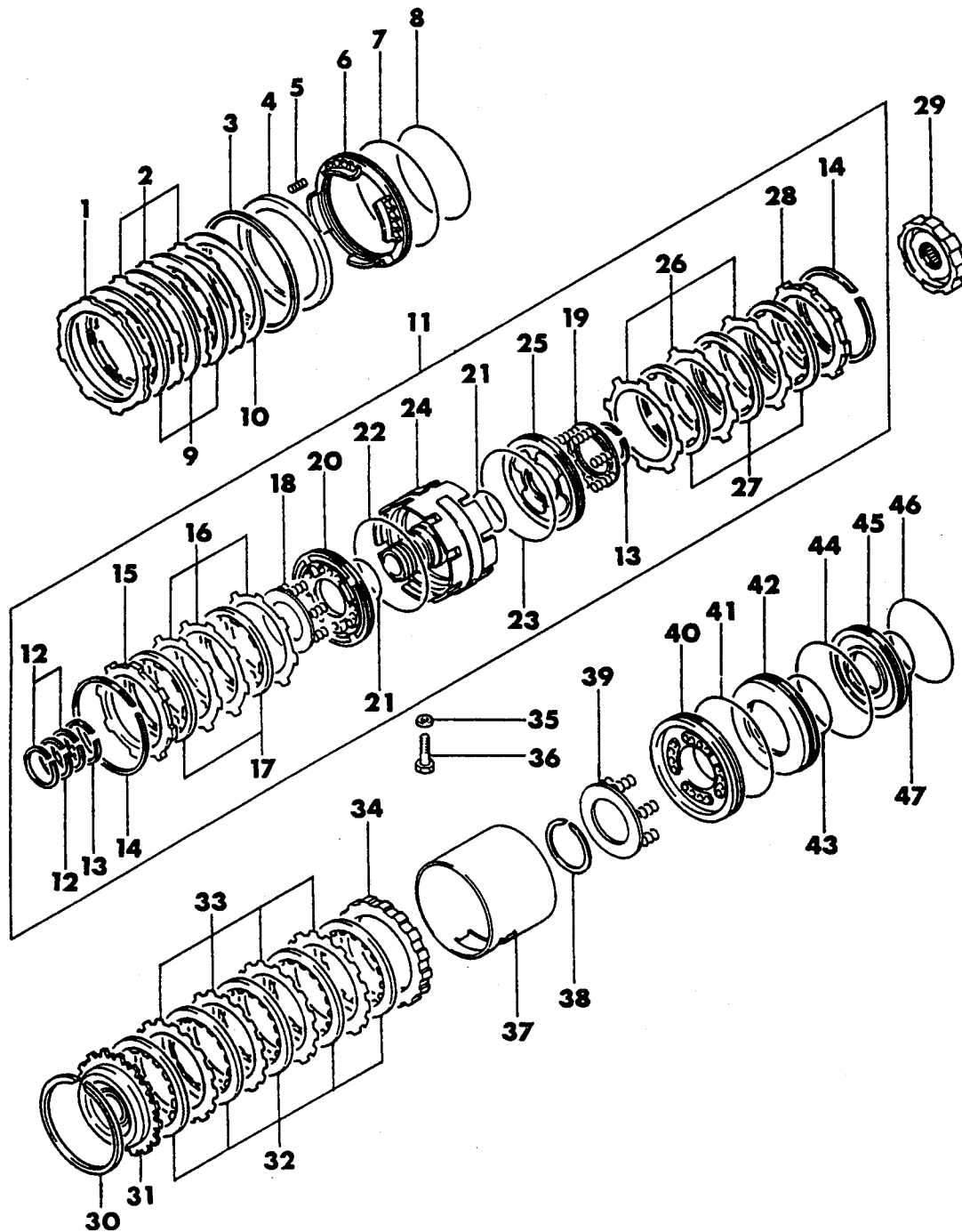
50	#MD951 356	1			SNAP RING, Return Spring
51	#MD951 704	18			SPRING, Clutch Return
52	#MD609 064	1			PISTON ASSEMBLY, Clutch
53	#MD951 371	1			O-RING
54	MD609 214	1			CYLINDER, Assy., Direct Clutch
55	#MD951 367	1			BEARING, Thrust

<b>ENGINE:</b>		P=1800 cc	A=2000 cc	<b>TRANS:</b>	A=Automatic
Blank=All		K=1600 cc (w/o Balance Shaft)	F=2600 cc (Car)	Blank=All	M=All Manual
Q=1500 cc		W=2600 cc (Truck)	V=3000 cc		8=4 x 2 Manual
<b>SERIES:</b>	H=High	<b>MODELS:</b>	24 FWD=2-Dr Hatchback (Colt LA=Colt 100/Eagle Vista)	24 RWD=2-Dr Hatchback (Conquest)	
L=Low	E=Economy		41 FWD=4-Dr Sedan (Colt LA=Colt 100/Eagle Vista)	24 FWD=2-Dr Hatchback (Colt LC/Colt 200)	
M=Medium	P=Premium		45 FWD-4WD=Sta.Wgn. (Colt LA)	41 FWD=4-Dr Sedan (Colt Summit LC/Colt 200)	
			H41 FWD=4-Dr Sedan (2000 GTX)	45 FWD-4WD=Sta.Wgn. (Vista)	
			27 RWD-4WD=Pickup(Ram 50,Pwr.Ram 50)	27 4WD=Sport Utility (Raider)	
NOTE: Colt LA 24-41 models and H41 2000 GTX "are Canada only"					



9751 3100

BRAKE  
AUTOMATIC TRANSMISSION  
27 4WD - RAIDER





# 1989 IMPORT PARTS CATALOG

Figure 21A-3100  
Illus. Page 21A-103

TRANSMISSION, AUTO.

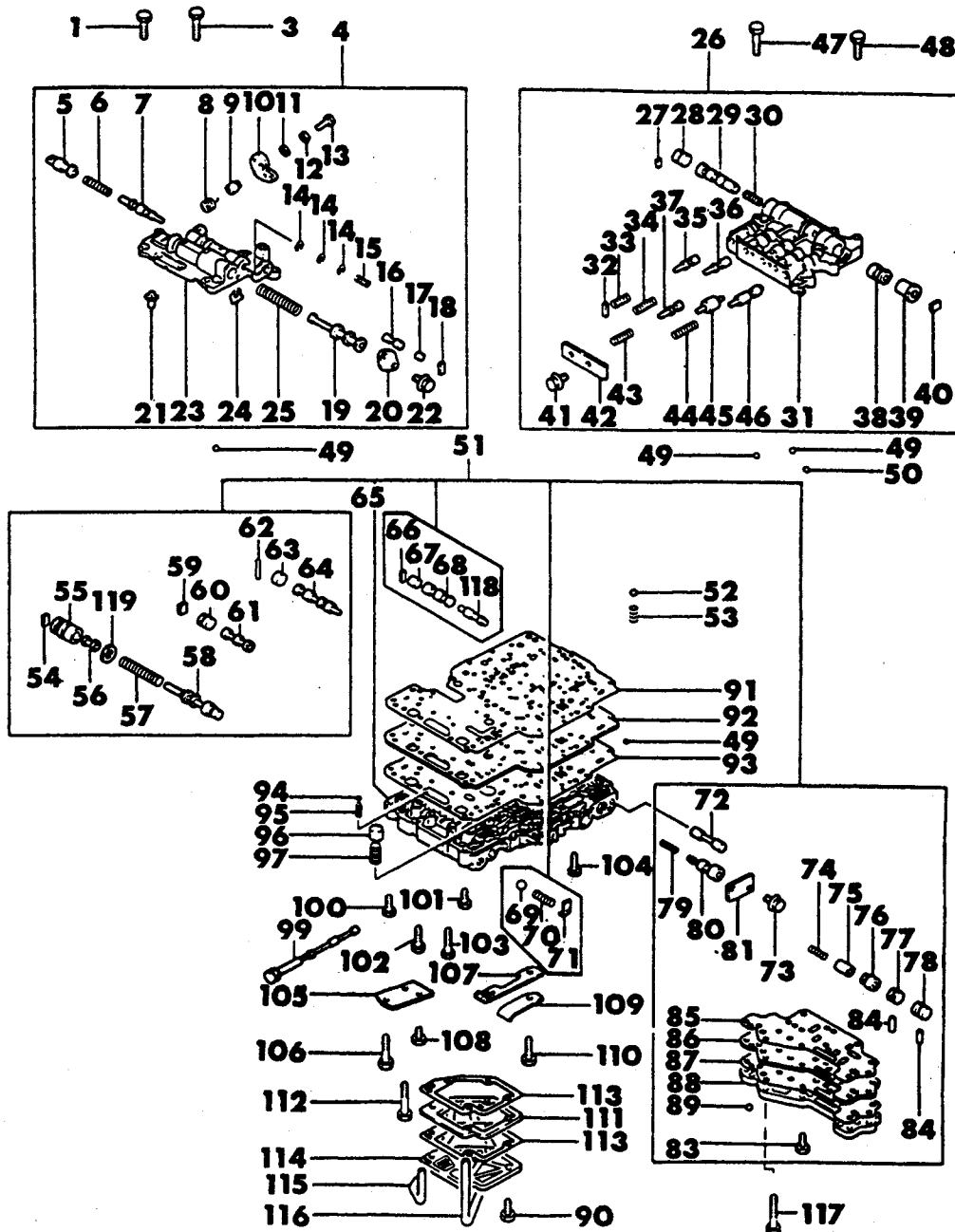
ITEM	PART NUMBER	QTY	BODY	MODEL	DESCRIPTION
<b>BRAKE</b>					
<b>AUTOMATIC TRANSMISSION</b>					
<b>27 4WD - RAIDER</b>					
1	MD609 200	1			PLATE, Clutch Backing
2	MD609 054	3			DISC, Clutch
3	MD609 057	2			RING, Retaining
4	MD609 051	1			RETAINER, Brake Return Spring
5	#MD951 704	28			SPRING, Brake Return
6	MD609 048	1			PISTON, Brake
7	MD609 050	1			O-RING, Piston
8	MD609 049	1			O-RING, Piston
9	MD609 199	3			DISC, w/Facing, Clutch
10	MD609 053	1			PLATE, Cushion
11	MD609 215	1			SUPPORT, And Brake Assy., Center
12	MD951 734	3			SEAL RING
13	MD951 390	2			SNAP RING
14	MD951 365	2			RING, Retainer
15	MD951 381	1			PLATE, Clutch Backing
16	MD951 808	3			DISC, Clutch
17	MD951 812	2			DISC, w/Facing, Clutch
18	MD609 469	32			SPRING, Direct Clutch Piston
19	MD609 470	1			SPRING, Brake Return, (B-2)
20	MD951 385	1			PISTON, Brake, Second
21	MD951 352	2			O-RING
22	MD951 353	1			O-RING
23	MD951 906	1			O-RING
24	MD609 216	1			SUPPORT ASSEMBLY, Center
25	MD951 905	1			PISTON, Brake, Rear
26	MD609 069	3			DISC, Clutch
27	MD951 868	3			DISC, w/Facing, Clutch
28	MD609 070	1			PLATE, Clutch Backing
29	MD951 947	1			HUB, OWC Brake Assy.
30	MD951 411	1			RING, Retaining, Low/Reverse Brake
31	MD609 219	1			RACE ASSEMBLY, OWC, Inner
32	MD609 476	5			DISC, w/Facing, Clutch
33	MD609 499	4			DISC, Clutch
34	MD951 415	1			PLATE, Clutch Backing
35	MD951 347	2			WASHER, Wave
36	MD951 403	2			SCREW, Shoulder
37	MD951 894	1			TUBE, Brake Apply
38	MD951 390	1			SNAP RING
39	MD609 500	1			RETAINER, Brake Return Spring
40	MD951 446	1			PISTON, Primary
41	MD951 353	1			O-RING
42	MD951 443	1			SLEEVE, Reaction
43	#MD951 444	1			O-RING, Sleeve
44	MD951 445	1			O-RING
45	MD951 440	1			PISTON, Secondary
46	MD951 442	1			O-RING
47	#MD951 352	1			O-RING, Piston

<b>ENGINE:</b>		P=1800 cc	A=2000 cc	<b>TRANS:</b>	A=Automatic
Blank=All		K=1600 cc (w/o Balance Shaft)	F=2600 cc (Car)	Blank=All	M=All Manual
Q=1500 cc		W=2600 cc (Truck)	V=3000 cc		8=4 x 2 Manual
<b>SERIES:</b>	H=High	<b>MODELS:</b>	24 FWD=2-Dr Hatchback (Colt LA=Colt 100/Eagle Vista)		24 RWD=2-Dr Hatchback (Conquest)
L=Low	E=Economy		41 FWD=4-Dr Sedan (Colt LA=Colt 100/Eagle Vista)		24 FWD=2-Dr Hatchback (Colt LC/Colt 200)
M=Medium	P=Premium		45 FWD=4WD=Sta.Wgn. (Colt LA)		41 FWD=4-Dr Sedan (Colt Summit LC/Colt 200)
			H41 FWD=4-Dr Sedan (2000 GTX)		45 FWD=4WD=Sta.Wgn. (Vista)
			27 RWD=4WD=Pickup(Ram 50,Pwr.Ram 50)		27 4WD=Sport Utility (Raider)
			NOTE: Colt LA 24-41 models and H41 2000 GTX "are Canada only"		

AR=Use as Required # =New Part Number -- =Non Illustrated Part P.A.R.=Paint as Required

NOVEMBER, 1989

9751 3200

VALVE BODY AND COMPONENTS  
AUTOMATIC TRANSMISSION  
27 4WD - RAIDER

# 1989 IMPORT PARTS CATALOG

Figure 21A-3200  
Illus. Page 21A-105

TRANSMISSION, AUTO.

ITEM	PART NUMBER	QTY	BODY	MODEL	DESCRIPTION
VALVE BODY AND COMPONENTS					
AUTOMATIC TRANSMISSION					
27 4WD - RAIDER					
1	MD609 303	4			BOLT, Flange (M5x8x17.5)
3	MD609 302	2			BOLT, Flange (M5x8x20)
4	MD609 501	1			BODY, Assy., Valve Front
5	MD609 261	1			VALVE, Kickdown
6	MD609 419	1			SPRING, Throttle Valve Primary
7	MD951 852	1			VALVE, Throttle
8	MD951 575	1			SPRING, Throttle Cam Return
9	MD951 574	1			SPACER, Cam
10	MD609 502	1			CAM, Kickdown and Throttle Valve
11	MD951 572	1			WASHER, Hardner Steel
12	MD951 344	1			WASHER, Wave
13	MD609 312	1			BOLT, Flange (M6x1x28)
14	MD951 568	AR			RING, Throttle Valve
15	MD951 566	1			SPRING, Throttle Valve Secondary
16	MD951 557	1			VALVE, Cutback
17	MD951 558	1			PLUG, Cutback Valve
18	MD951 531	1			RETAINER, Valve
19	MD951 560	1			VALVE, Secondary Regulator
20	MD951 562	1			COVER, Valve End Front
21	MD609 260	1			VALVE, Assy., Ball
22	MD609 275	2			BOLT, Flange
23	MD609 258	1			BODY, Valve, Front Upper
24	MD951 567	1			PLATE, Throttle Valve
25	MD609 023	1			SPRING, Reg. Valve Secondary
26	MD609 409	1			BODY, Assy., Valve Rear Upper
27	MD951 554	1			RETAINER, 2nd & 3rd Shift Valve
28	MD951 553	1			PLUG, 2nd & 3rd Shift Valve
29	MD951 552	1			VALVE, 2nd & 3rd Shift
30	MD951 551	1			SPRING, 2nd & 3rd Shift Valve
31	#MD609 020	1			BODY, Valve, Rear Upper
32	#MD609 415	1			RETAINER, Valve
33	MD609 387	1			SPRING, Detent Regulator Valve
34	MD609 254	1			SPRING, Coast Modulator
35	MD951 545	1			VALVE, Detent Regulator
36	MD951 534	1			VALVE, Coast Modulator Inner
37	MD951 828	1			VALVE, Reverse Clutch Sequence
38	MD951 548	1			VALVE, Intermediate Coast Shift
39	MD951 549	1			PLUG, Coast Shift Valve
40	MD951 550	1			RETAINER, Coast Shift Valve
41	MD609 275	2			BOLT, Flange (M5x12)
42	MD951 542	1			COVER, Valve Rear
43	MD609 386	1			SPRING, Rev. Clutch Seq. Valve
44	MD951 541	1			SPRING, Coast Modul. Valve Lower
45	MD609 255	1			PLUG, Governor Modulator
46	MD951 540	1			VALVE, Coast Modulator Lower
47	MD609 304	1			BOLT, Flange (M5x8x35)
48	MD609 305	6			BOLT, Flange (M5x8x28)
49	MD951 581	5			BALL, Rubber, 7/32" Dia.
50	MD951 582	1			BALL, Hardened Steel

<b>ENGINE:</b>	P=1800 cc	A=2000 cc	<b>TRANS:</b>	A=Automatic
Blank=All	K=1600 cc (w/o Balance Shaft)	F=2600 cc (Car)	Blank=All	M=All Manual
Q=1500 cc	W=2600 cc (Truck)	V=3000 cc		8=4 x 2 Manual
<b>SERIES:</b>	H=High	<b>MODELS:</b>	24 FWD=2-Dr Hatchback (Colt LA=Colt 100/Eagle Vista)	24 RWD=2-Dr Hatchback (Conquest)
L=Low	E=Economy		41 FWD=4-Dr Sedan (Colt LA=Colt 100/Eagle Vista)	24 FWD=2-Dr Hatchback (Colt LC/Colt 200)
M=Medium	P=Premium		45 FWD-4WD=Sta.Wgn. (Colt LA)	41 FWD=4-Dr Sedan (Colt Summit LC/Colt 200)
			H41 FWD=4-Dr Sedan (2000 GTX)	45 FWD-4WD=Sta.Wgn. (Vista)
			27 RWD-4WD=Pickup(Ram 50,Pwr.Ram 50)	27 4WD=Sport Utility (Raider)
			NOTE: Colt LA 24-41 models and H41 2000 GTX "are Canada only"	

AR=Use as Required # =New Part Number - =Non Illustrated Part P.A.R.=Paint as Required

NOVEMBER, 1989

# 1989 IMPORT PARTS CATALOG

Figure 21A-3200  
 Illus. Page 21A-106

TRANSMISSION, AUTO.

ITEM	PART NUMBER	QTY	BODY	MODEL	DESCRIPTION
VALVE BODY AND COMPONENTS AUTOMATIC TRANSMISSION 27 4WD - RAIDER					
51	MD609 503	1			BODY, Assy., Valve, Lower
52	MD609 267	1			BALL, Plastic 3/8" Dia.
53	MD609 268	1			SPRING, Ball Valve
54	MD609 506	1			RETAINER, Prim. Reg. Valve Sleeve
55	MD951 887	1			SLEEVE, Regulator Valve Primary
56	MD951 886	1			PLUNGER, Reg. Valve Primary
57	MD609 505	1			SPRING, Primary Regulator
58	MD951 517	1			VALVE, Primary Regulator
59	MD609 014	1			RETAINER, Valve
60	MD609 013	1			PLUG, Down Timing Valve
61	MD609 012	1			VALVE, D 2 Down Timing
62	MD609 011	1			ROLLER, Needle
63	MD609 007	1			PLUG, 3rd & 4th Shift Valve
64	MD609 003	1			VALVE, 3rd & 4th Shift
65	#MD609 248	1			BODY, Valve, Lower
66	MD951 531	1			RETAINER, Valve
67	MD951 530	1			PLUG, 1st & 2nd Shift Valve
68	MD609 097	1			VALVE, 1st & 2nd Shift, Upper
69	MD951 514	1			BALL, Hardened Steel
70	MD951 515	1			SPRING, Pressure Relief Valve
71	MD951 516	1			RETAINER, Pressure Relief Valve
72	MD951 931	1			PLUG, Reverse Sequence
73	MD609 275	2			BOLT, Flange (M5x8x12)
74	MD609 385	1			SPRING, 3rd & 4th Shift Valve
75	MD609 005	1			VALVE, 3rd & 4th Shift Control
76	MD609 006	1			VALVE, 3rd Coast Shift
77	MD609 008	1			PLUG, 3rd Coast Shift Valve
78	MD609 010	1			PLUG, Manual
79	MD951 528	1			SPRING, 1st & 2nd Shift Valve
80	MD609 002	1			VALVE, Low Coast Shift
81	MD951 525	1			COVER, Low Coast Shift Valve
83	#MD609 303	6			BOLT, Flange (M5x8x17.5)
84	MD609 009	2			PIN, Locating
85	MD609 016	1			GASKET, Valve Body Cover Upper
86	MD609 507	1			PLATE, Valve Body Cover
87	MD609 017	1			GASKET, Valve Body Cover Lower
88	MD609 018	1			COVER, Valve Body Lower
89	MD951 581	4			BALL, Rubber, 7/32" Dia.
90	MD609 315	2			BOLT, Flange (M5x8x54)
91	MD609 264	1			GASKET, Valve Body Upper
92	MD609 509	1			PLATE, Separator
93	MD609 265	1			GASKET, Valve Body Lower
94	MD951 584	1			BALL, Rubber, 1/4" Dia.
95	MD951 583	1			SPRING, Prim. Reg. Valve Damping
96	MD951 580	1			VALVE, By-Pass
97	MD609 263	1			SPRING, By-Pass Valve
99	MD951 602	1			VALVE, Manual
100	MD609 311	2			BOLT, Flange (M6x1x25)
101	MD609 309	2			BOLT, Flange (M6x1x20)

<b>ENGINE:</b>		P=1800 cc	A=2000 cc	<b>TRANS:</b>	A=Automatic
Blank=All		K=1600 cc (w/o Balance Shaft)	F=2600 cc (Car)	Blank=All	M=All Manual
Q=1500 cc		W=2600 cc (Truck)	V=3000 cc		8=4 x 2 Manual
<b>SERIES:</b>		H=High	<b>MODELS:</b> 24 FWD=2-Dr Hatchback (Colt LA=Colt 100/Eagle Vista)		24 RWD=2-Dr Hatchback (Conquest)
L=Low		E=Economy	41 FWD=4-Dr Sedan (Colt LA=Colt 100/Eagle Vista)		24 FWD=2-Dr Hatchback (Colt LC/Colt 200)
M=Medium		P=Premium	45 FWD-4WD=Sta.Wgn. (Colt LA)		41 FWD=4-Dr Sedan (Colt Summit LC/Colt 200)
			H41 FWD=4-Dr Sedan (2000 GTX)		45 FWD-4WD=Sta.Wgn. (Vista)
			27 RWD-4WD=Pickup(Ram 50,Pwr.Ram 50)		27 4WD=Sport Utility (Raider)
			NOTE: Colt LA 24-41 models and H41 2000 GTX "are Canada only"		

AR=Use as Required # =New Part Number --Non Illustrated Part P.A.R.=Paint as Required

NOVEMBER, 1989

# 1989 IMPORT PARTS CATALOG

Figure 21A-3200  
Illus. Page 21A-107

TRANSMISSION, AUTO.

ITEM	PART NUMBER	QTY	BODY	MODEL	DESCRIPTION
------	-------------	-----	------	-------	-------------

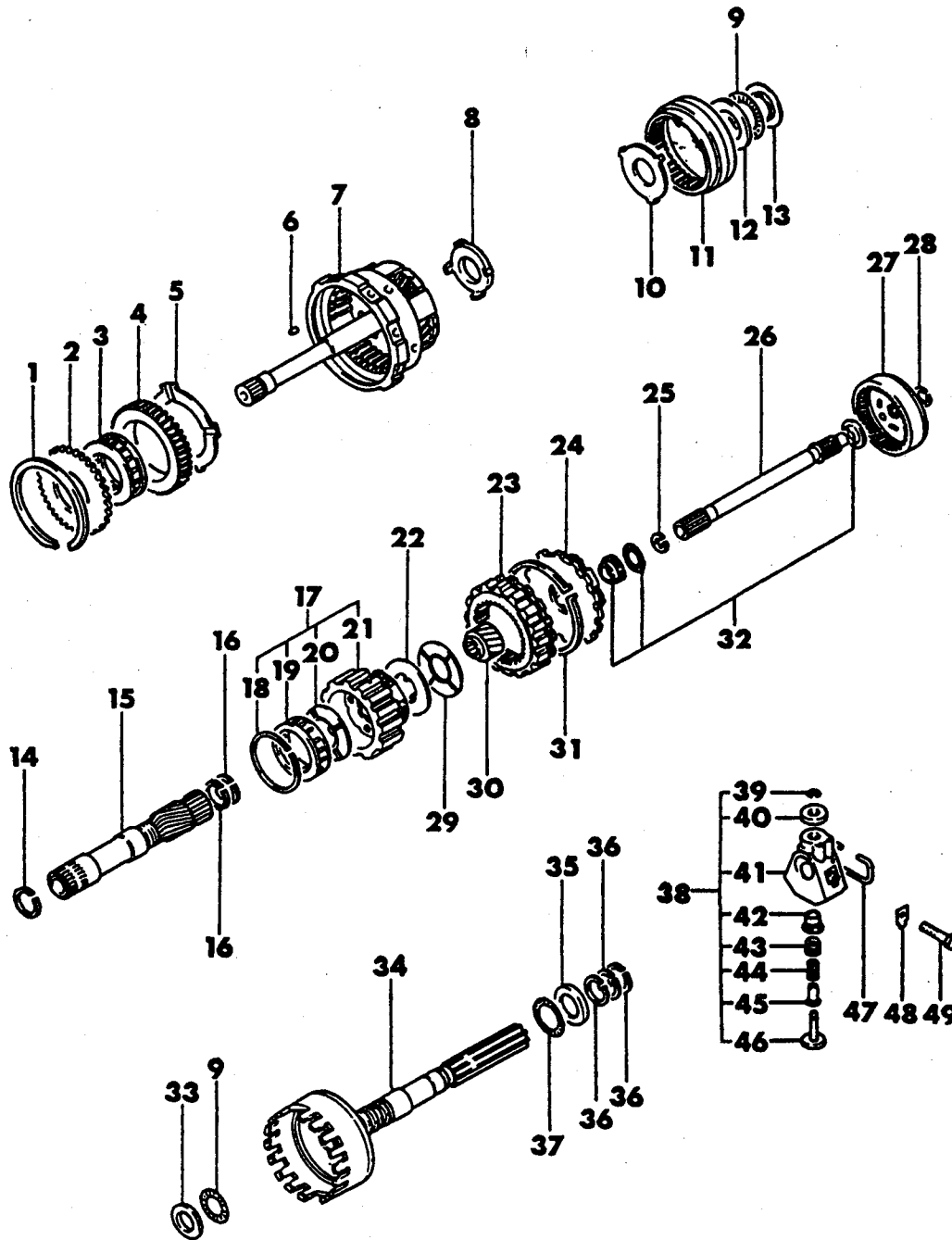
## VALVE BODY AND COMPONENTS AUTOMATIC TRANSMISSION 27 4WD - RAIDER

102	MD609 308	3			BOLT, Flange (M6x1x36)
103	MD609 310	1			BOLT, Flange (M6x1x40)
104	MD609 307	5			BOLT, Flange (M6x1x30)
105	MD951 595	1			COVER, Valve Lower
106	MD609 306	1			BOLT, Flange (M5x8x40)
107	MD951 869	1			SPRING, Detent
108	MD609 275	1			BOLT, Flange (M5x8x12)
109	MD951 870	1			PLATE, Detent
110	# MD609 314	1			BOLT, Flange (M5x8x51)
111	MD609 273	1			SPACER, Oil Strainer Valve Body
112	MD609 316	1			BOLT, Flange (M6x1x47)
113	MD609 040	2			GASKET, Oil Screen
114	# MD609 041	1			SCREEN, Assy., Oil
115	MD609 269	1			TUBE, Forward Clutch Apply.
116	# MD609 270	1			TUBE, Overdrive Brake Apply.
117	# MD609 317	3			BOLT, Flange (M6x1x55)
118	MD609 096	1			VALVE, 1st & 2nd Shift, Lower

<b>ENGINE:</b>		P=1800 cc	A=2000 cc	<b>TRANS:</b>		A=Automatic
Blank=All		K=1600 cc (w/o Balance Shaft)	F=2600 cc (Car)	Blank=All		M=All Manual
Q=1500 cc		W=2600 cc (Truck)	V=3000 cc			8=4 x 2 Manual
<b>SERIES:</b>		H=High	<b>MODELS:</b>		24 FWD=2-Dr Hatchback (Colt LA=Colt 100/Eagle Vista)	24 RWD=2-Dr Hatchback (Conquest)
L=Low		E=Economy			41 FWD=4-Dr Sedan (Colt LA=Colt 100/Eagle Vista)	24 FWD=2-Dr Hatchback (Colt LC/Colt 200)
M=Medium		P=Premium			45 FWD-4WD=Sta.Wgn. (Colt LA)	41 FWD=4-Dr Sedan (Colt Summit LC/Colt 200)
					H41 FWD=4-Dr Sedan (2000 GTX)	45 FWD-4WD=Sta.Wgn. (Vista)
					27 RWD-4WD=Pickup(Ram 50,Pwr.Ram 50)	27 4WD=Sport Utility (Raider)
					NOTE: Colt LA 24-41 models and H41 2000 GTX "are Canada only"	

AR=Use as Required # =New Part Number -- =Non Illustrated Part P.A.R.=Paint as Required

NOVEMBER, 1989

**9751 3300**GEAR, SUN, PLANET PINION AND OUTPUT SHAFT  
AUTOMATIC TRANSMISSION  
27 4WD - RAIDER

# 1989 IMPORT PARTS CATALOG

Figure 21A-3300  
Illus. Page 21A-109

TRANSMISSION, AUTO.

ITEM	PART NUMBER	QTY	BODY	MODEL	DESCRIPTION
GEAR, SUN, PLANET PINION AND OUTPUT SHAFT AUTOMATIC TRANSMISSION 27 4WD - RAIDER					
1	MD951 789	1			RING, Retainer
2	MD951 788	1			RETAINER, One-Way Clutch
3	MD951 787	1			CLUTCH ASSEMBLY, One-Way
4	MD951 786	1			RACE, One Way Clutch, Outer
5	MD951 785	1			WASHER, Thrust
6	MD951 784	4			PLUG, Pinion Shaft
7	MD609 152	1			HUB, Assy., Clutch, O/D Input Shaft
8	MD951 799	1			WASHER, Thrust
9	MD951 367	2			BEARING, Thrust
10	MD609 046	1			RACE, Thrust
11	MD951 798	1			GEAR ASSEMBLY, Planetary
12	MD609 047	1			RACE, Thrust Bearing
13	MD951 368	1			RACE, Thrust Bearing
14	MD951 724	1			RING, Retaining, Direct Cylinder
15	MD609 217	1			GEAR ASSEMBLY, Sun
16	MD951 410	2			SEAL RING
17	MD609 220	1			GEAR ASSEMBLY, Front Planet, One-Way
18	MD951 420	1			RING, Retainer
19	MD609 223	1			CLUTCH ASSEMBLY, One-Way
20	MD609 222	1			WASHER, Thrust
21	MD609 221	1			GEAR ASSEMBLY, Front Planet
22	MD951 421	1			WASHER, Thrust Planet, Front and Rear
23	MD951 714	1			GEAR, Planetary Internal, Front
24	MD609 225	1			GEAR ASSEMBLY, Rear Planet
25	MD609 072	1			SEAL RING, Oil Sleeve
26	# MD609 137	1			SHAFT, Assy., Intermediate
27	MD951 715	1			GEAR ASSEMBLY, Rear Planet Internal
28	MD951 430	1			RING, Retainer
29	MD609 224	1			WASHER, Thrust Planet, Front and Rear
30	MD609 218	1			GEAR, Rear Sun
31	MD951 424	1			RING, Retainer
32	MD609 226	1			BEARING and RACE, Assy.
33	MD951 366	1			RACE, Thrust Bearing
34	# MD609 227	1			SHAFT, Assy., Output
35	MD951 439	1			RACE, Thrust Bearing
36	MD951 437	3			RING, Sealing
37	MD951 438	1			BEARING, Thrust
38	MD609 367	1			GOVERNOR ASSEMBLY
39	MD951 469	1			RING, Retainer
40	MD951 466	1			WEIGHT, Governor
41	# MD609 093	1			BODY, Assy., and Cup Plug Governor
42	MD609 396	1			VALVE, Governor
43	MD609 398	1			SPRING, Governor Inner
44	MD609 399	1			SPRING, Governor Outer
45	MD609 233	1			WEIGHT, Governor Secondary
46	MD609 232	1			SHAFT, Governor Weight
47	MD951 470	1			RING, Retainer and Drive
48	MD609 076	1			WASHER, Screw Locating
49	# MD951 593	1			BOLT, Flange (M5x8x22)

ENGINE: P=1800 cc  
Blank=All K=1800 cc (w/o Balance Shaft)  
Q=1500 cc W=2600 cc (Truck)

A=2000 cc  
F=2600 cc (Car)  
V=3000 cc

TRANS:  
Blank=All

A=Automatic  
M=All Manual  
8=4 x 2 Manual

SERIES: H=High  
L=Low E=Economy  
M=Medium P=Premium

MODELS: 24 FWD=2-Dr Hatchback (Colt LA=Colt 100/Eagle Vista)  
41 FWD=4-Dr Sedan (Colt LA=Colt 100/Eagle Vista)  
45 FWD-4WD=Sta.Wgn. (Colt LA)  
H41 FWD=4-Dr Sedan (2000 GTX)  
27 RWD-4WD=Pickup(Ram 50,Pwr.Ram 50)

24 RWD=2-Dr Hatchback (Conquest)  
24 FWD=2-Dr Hatchback (Colt LC/Colt 200)  
41 FWD=4-Dr Sedan (Colt Summit LC/Colt 200)  
45 FWD-4WD=Sta.Wgn. (Vista)  
27 4WD=Sport Utility (Raider)

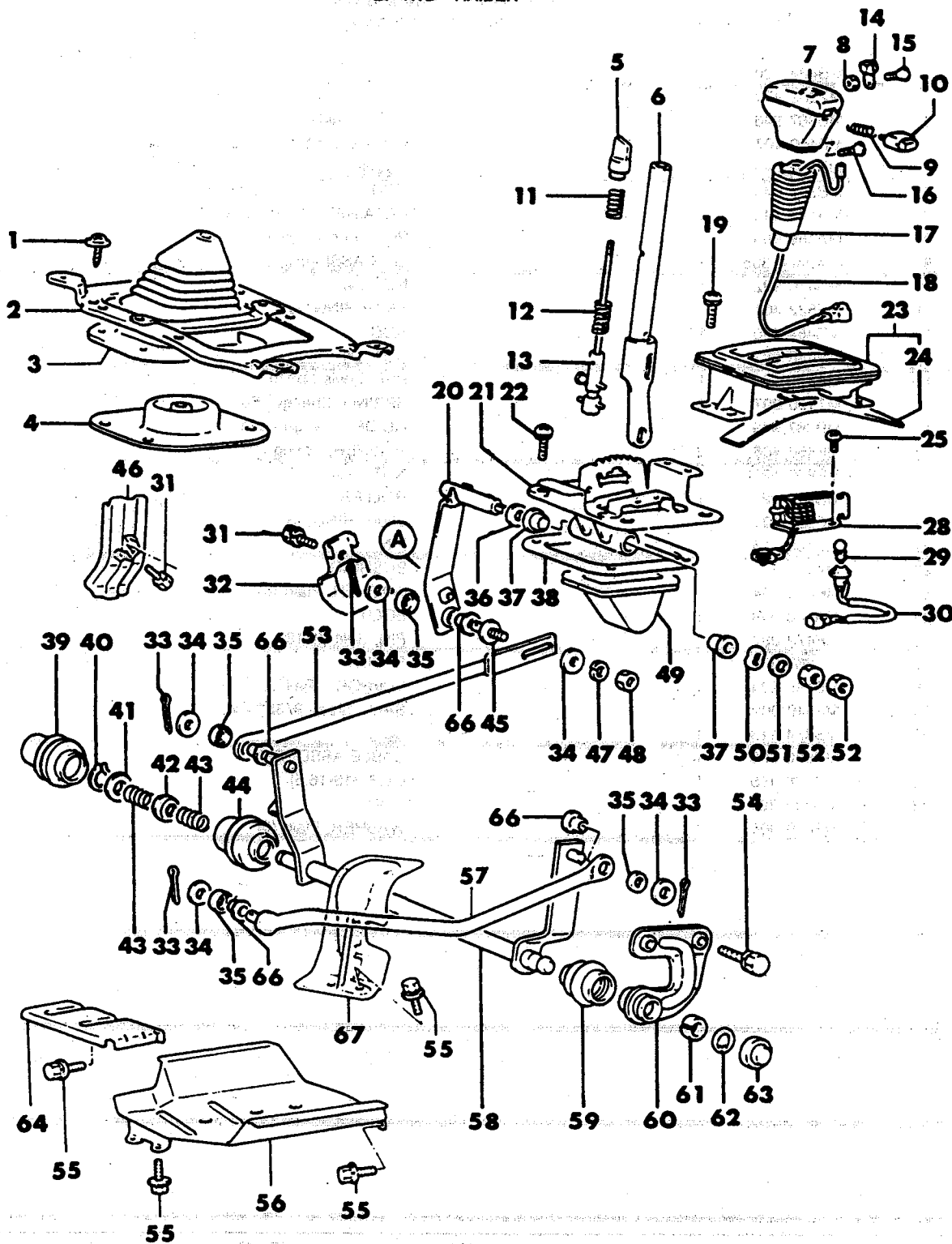
NOTE: Colt LA 24-41 models and H41 2000 GTX "are Canada only"

AR=Use as Required # =New Part Number — =Non Illustrated Part P.A.R.=Paint as Required

NOVEMBER, 1989

9751 4000

CONTROLS, GEARSHIFT  
AUTOMATIC TRANSMISSION  
27 4WD - RAIDER





# 1989 IMPORT PARTS CATALOG

Figure 21A-4000  
Illus. Page 21A-125

TRANSMISSION, AUTO.

ITEM	PART NUMBER	QTY	BODY	MODEL	DESCRIPTION
CONTROLS, GEARSHIFT AUTOMATIC TRANSMISSION 27 4WD - RAIDER					
1	MS450 157	6			SCREW, Tapping, (5x16)
2	MB484 406	1			RETAINER
3					BOOT, Control Lever (Reference Group 8 A)
4	MB367 174	1			COVER, Control Lever
5	MB367 339	1			SLEEVE, Shift Lever
6	MB367 721	1			LEVER, Shift
7	MB484 415	1			KNOB, (D-Gray)
	MB736 234	1			(Brown)
8	MF430 722	1			NUT, Jam (4)
9	MB180 151	1			SPRING, Lower
10	MB367 467	1			BUTTON, Push (LHD) (D-Gray)
	MB736 229	1			(Brown)
11	MB367 609	1			SPRING
12	MB180 149	1			SPRING, Shift Lever
13	MB367 727	1			ROD, (A) Shift Lever
14	MB367 735	1			SWITCH, O/D (D-Gray)
	MB736 236	1			(Brown)
15	MF360 744	1			SCREW, w/Washer (4x10)
16	MF350 071	4			SCREW, w/Washer (6x12)
17	MB484 416	1			COVER, (D-Gray)
	MB736 237	1			(Brown)
18	MB367 736	1			HARNES, O/D Switch
19	MF360 023	2			SCREW, w/Washer (4x8)
20	MB484 822	1			ARM, Mission Control
21	MB484 393	1			BRACKET ASSEMBLY
22	MF350 791	4			SCREW, w/Washer (6x14)
23	MB484 401	1			PANEL ASSEMBLY, Indicator
24		1			SLIDER, (Not Serviced)
25	MF350 767	2			SCREW, w/Washer (5x10)
28	MB171 569	1			SWITCH, Inhibitor
29	MS820 083	1			BULB, Lamp (14V-1.4W)
30	MB487 917	1			SOCKET, Assy., Bulb
31	MF241 223	2			BOLT, w/Washer (6x12)
32	MB180 675	1			PROTECTOR, Heat
33	MF472 037	4			PIN, Split (2x18)
34	MF450 154	5			WASHER, Plain (8)
35	MB367 729	4			BUSHING
36	MB367 161	1			WASHER, Plain
37	MA103 547	2			BUSHING
38	MA152 161	1			PACKING, Shift Lever
39	MB180 078	1			COVER, Dust
40	MF522 003	1			SNAP RING, (12)
41	MB109 749	1			WASHER, Plain (12)
42	MT202 944	1			BUSHING, Cross Shaft
43	MB367 731	2			SPRING
44	MB180 672	1			BOOT, (B) Cross Shaft
45	MA152 162	1			PIN
46	MB367 169	1			PROTECTOR, Heat
47	MF450 405	1			WASHER, Spring (8)

<b>ENGINE:</b>	P=1800 cc	A=2000 cc	<b>TRANS:</b>	A=Automatic
Blank=All	K=1600 cc (w/o Balance Shaft)	F=2600 cc (Car)	Blank=All	M=All Manual
Q=1500 cc	W=2600 cc (Truck)	V=3000 cc		8=4 x 2 Manual
<b>SERIES:</b>	H=High	<b>MODELS:</b>	24 FWD=2-Dr Hatchback (Colt LA=Colt 100/Eagle Vista)	24 RWD=2-Dr Hatchback (Conquest)
L=Low	E=Economy		41 FWD=4-Dr Sedan (Colt LA=Colt 100/Eagle Vista)	24 FWD=2-Dr Hatchback (Colt LC/Colt 200)
M=Medium	P=Premium		45 FWD=4WD=Sta.Wgn. (Colt LA)	41 FWD=4-Dr Sedan (Colt Summit LC/Colt 200)
			H41 FWD=4-Dr Sedan (2000 GTX)	45 FWD=4WD=Sta.Wgn. (Vista)
			27 RWD=4WD=Pickup (Ram 50,Pwr.Ram 50)	27 4WD=Sport Utility (Raider)
			NOTE: Colt LA 24-41 models and H41 2000 GTX "are Canada-only"	

AR=Use as Required # =New Part Number --=Non Illustrated Part P.A.R.=Paint as Required

NOVEMBER, 1989

# 1989 IMPORT PARTS CATALOG

Figure 21A-4000  
 Illus. Page 21A-126

TRANSMISSION, AUTO.

ITEM	PART NUMBER	QTY	BODY	MODEL	DESCRIPTION	YTD	YTD	YTD	YTD
CONTROLS, GEARSHIFT									
AUTOMATIC TRANSMISSION									
27.4WD - RAIDER									
48	MF430 005	1			NUT, (8)				
49	MB367 175	1			COVER, Lever Bracket				
50	MA152 188	1			WASHER, Spring				
51	MF450 155	1			WASHER				
52	MF430 726	2			NUT, Jam (10)				
53	MB367 167	1			ROD, (B) Mission Control				
54	MF243 651	2			BOLT, w/Washer (8x20)				
55	MF243 649	8			BOLT, w/Washer (8x16)				
56	MB304 994	1			COVER, Under				
57	MB367 165	1			ROD, (A) Mission Control				
58	MB367 162	1			SHAFT, Cross Select				
59	MB180 671	1			BOOT, (A) Cross Shaft				
60	MB484 351	1			BRACKET, (A) Cross Shaft				
61	MB013 615	1			BUSHING				
62	MF522 211	1			SNAP RING, (20)				
63	MB307 468	1			CAP				
64	MB484 376	1			PROTECTOR				
66	MT204 880	4			BUSHING				

ENGINE: P=1800 cc A=2000 cc F=2600 cc V=3000 cc  
 Blank=All K=1600 cc (w/o Balance Shaft)  
 Q=1500 cc W=2600 cc (Truck)

TRANS: A=Automatic M=All Manual  
 Blank=All  
 Q=4x2 Manual

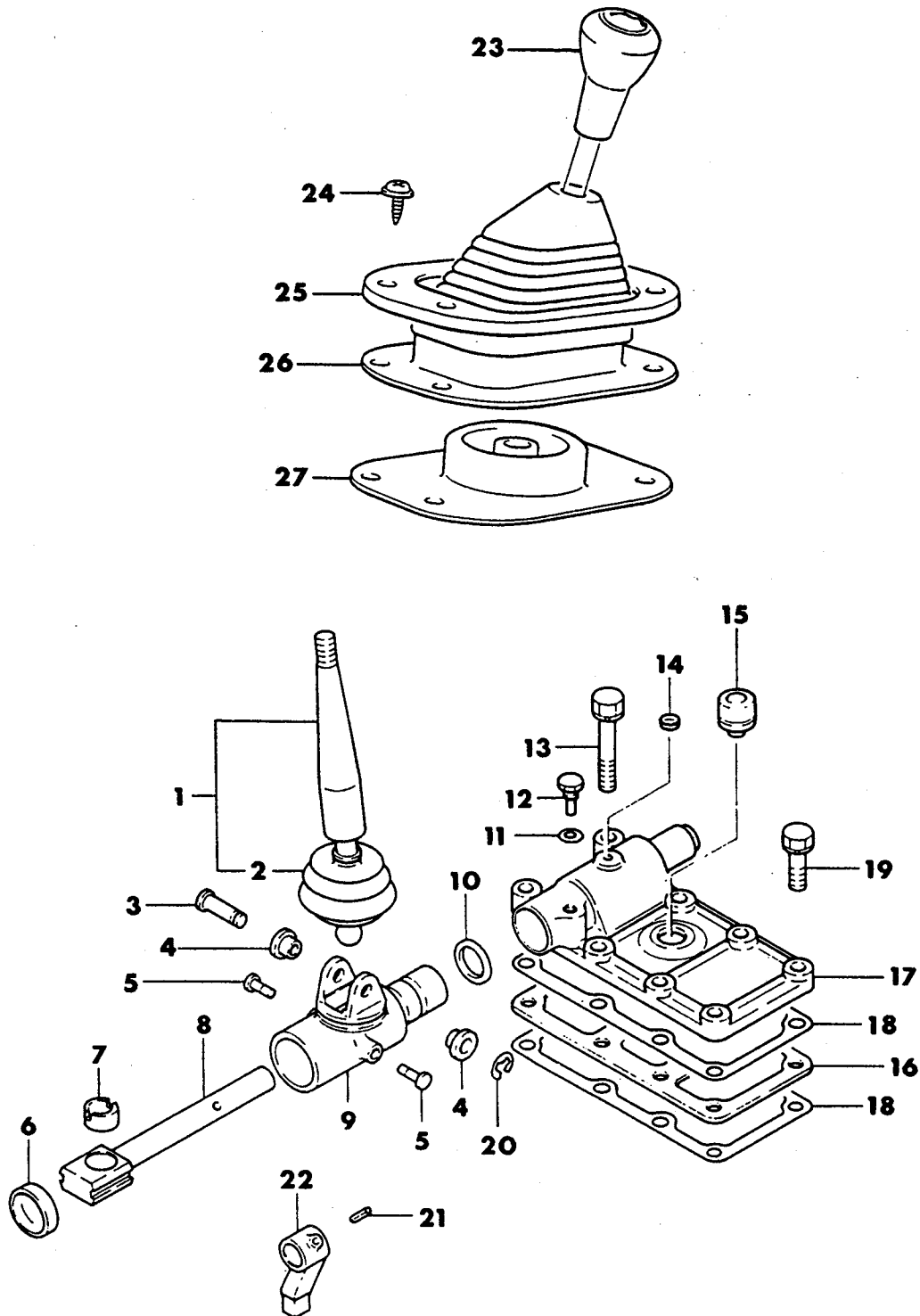
SERIES: H=High L=Low E=Economy M=Medium P=Premium  
 MODELS: 24 FWD=2-Dr Hatchback (Colt LA=Colt 100/Eagle Vista) 24 FWD=2-Dr Hatchback (Conquest)  
 41 FWD=4-Dr Sedan (Colt LA=Colt 100/Eagle Vista) 41 FWD=4-Dr Sedan (Colt Summit LC/Colt 200)  
 45 FWD=4-Dr Sedan (Colt LA=Colt 100/Eagle Vista) 45 FWD=4-Dr Sedan (Colt Summit LC/Colt 200)  
 27 FWD=4-Dr Sedan (2000 GTX) 27 FWD=4-Dr Sedan (2000 GTX)  
 27 FWD=4-Dr Sedan (2000 GTX) 27 FWD=4-Dr Sedan (2000 GTX)

\*NOTE: Colt LA 24-41 models and H41 2000 GTX are Canada only



9751 4100

CONTROL, SHIFT  
TRANSFER CASE  
27 4WD - POWER RAM, 27 - RAIDER



# 1989 IMPORT PARTS CATALOG

Figure 21A-4100  
Illus. Page 21A-129

TRANSMISSION, AUTO.

ITEM	PART NUMBER	QTY	BODY	MODEL	DESCRIPTION
CONTROL, SHIFT TRANSFER CASE 27 4WD - POWER RAM, 27 - RAIDER					
1	# MD724 268	1		27 RAM	LEVER ASSEMBLY, Control, w/Auto. Trans.
	MD730 469	1		27 RAIDER	V-Eng.
2	MD704 149	1			CAP, Rubber (A)
3	MD716 173	1			PIN
4	MD716 170	2			BUSHING
5	MD716 171	2			PIN, Guide
6	MF665 540	1			CAP, Sealing (30)
7	MD701 577	1			BUSHING, Control Lever
8	MD716 165	1			SHAFT, Control
	MD730 471	1		27 RAIDER	V-Eng.
9	MD716 163	1			SLEEVE, Control
	MD730 470	1		27 RAIDER	V-Eng.
10	MF520 013	1			O-RING, (20)
11	MD701 785	1			WASHER, Dished Type, (8.4)
12	MD701 616	1			SET SCREW, (8x18)
13	MF101 263	2			BOLT, w/Washer (8x40)
14	# MF665 532	1			CAP, Sealing (12)
15	MD715 206	1			BREATHER, Air
16	MD721 488	1			COVER, Control Housing
17	# MD723 446	1		27 RAM	HOUSING, Control, W Eng.
	MD730 468	1		27 RAIDER	V Eng.
18	# MD716 587	2			GASKET, Control Housing
19	MD726 990	4			BOLT, w/Washer (8x30)
20	MF522 404	1			SNAP RING, (6)
21	MF472 572	1			PIN, Spring (5x22)
22	MD723 447	1			FINGER, Control
23	MB484 278	1		27 RAIDER	KNOB, Shift Lever (T/F) (D-Gray), V Eng.
	MB736 251	1		27 RAIDER	(Brown), V Eng.
	MB180 165	1		27 RAM	(Black)
24	MS450 157	4			SCREW, Tapping (5x16)
25	MB180 082	1			PLATE, Dust Cover Retaining
26	MB180 157	1			COVER, Control Lever
27	MB180 158	1			COVER, Control Lever

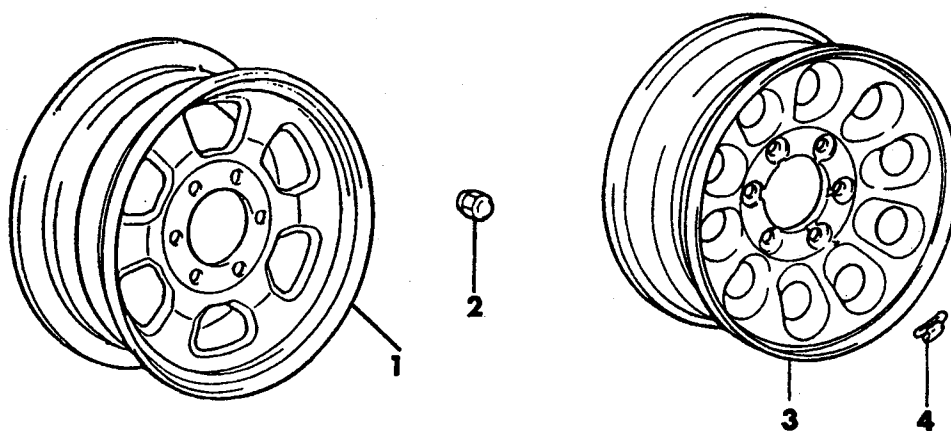
<b>ENGINE:</b>	P=1800 cc	A=2000 cc	<b>TRANS:</b>	A=Automatic
Blank=All	K=1600 cc (w/o Balance Shaft)	F=2600 cc (Car)	Blank=All	M=All Manual
Q=1500 cc	W=2600 cc (Truck)	V=3000 cc		8=4 x 2 Manual
<b>SERIES:</b>	H=High	<b>MODELS:</b>	24 FWD=2-Dr Hatchback (Colt LA=Colt 100/Eagle Vista)	24 RWD=2-Dr Hatchback (Conquest)
L=Low	E=Economy		41 FWD=4-Dr Sedan (Colt LA=Colt 100/Eagle Vista)	24 FWD=2-Dr Hatchback (Colt LC/Colt 200)
M=Medium	P=Premium		45 FWD=4WD=Sta.Wgn. (Colt LA)	41 FWD=4-Dr Sedan (Colt Summit LC/Colt 200)
			H41 FWD=4-Dr Sedan (2000 GTX)	45 FWD=4WD=Sta.Wgn. (Vista)
			27 RWD=4WD=Pickup(Ram 50,Pwr.Ram 50)	27 4WD=Sport Utility (Raider)
			NOTE: Colt LA 24-41 models and H41 2000 GTX "are Canada only"	

AR=Use as Required # =New Part Number - =Non Illustrated Part P.A.R.=Paint as Required

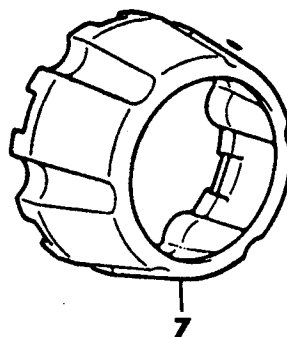
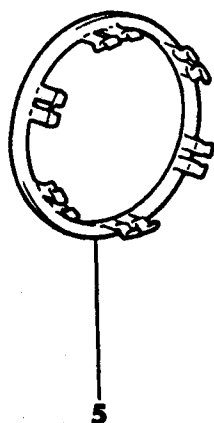
NOVEMBER, 1989

WHEELS AND COVERS  
27 RAIDER

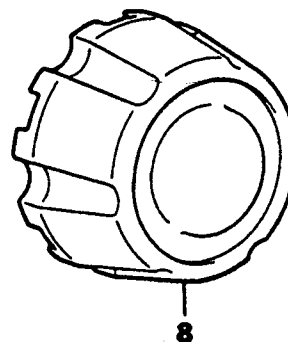
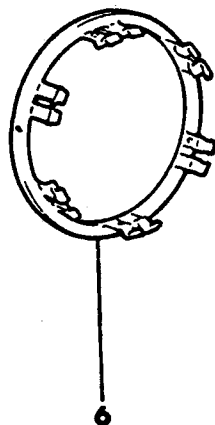
9722 700



FRONT



REAR



# 1989 IMPORT PARTS CATALOG

Figure 22-700  
Illus. Page 22-15

## WHEELS

ITEM	PART NUMBER	QTY	BODY	MODEL	DESCRIPTION
WHEELS AND COVERS 27 RAIDER					
1					WHEEL
	MB725 251	5			(6jjx15) Silver
	MB579 013	5			(6jjx15)
2	MB057 196	24			NUT, Wheel
3	MB540 444	5			WHEEL, Bright Argent/Gray
4					WEIGHT
	MB057 391	AR			(10G)
	MB057 392	AR			(20G)
	MB057 393	AR			(30G)
	MB057 394	AR			(40G)
	MB057 395	AR			(50G)
	MB057 396	AR			(60G)
5	MB301 128	2			HOLDER, Front Cap
6	MB301 355	2			HOLDER, Rear Cap
7					CAP, Front Center
	MB255 711	2			w/Steel Wheel
	MB540 949	2			w/Aluminum Wheel
8					CAP, Rear Center
	MB255 710	2			w/Steel Wheel
	MB540 948	2			w/Aluminum Wheel

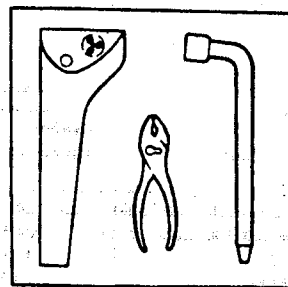
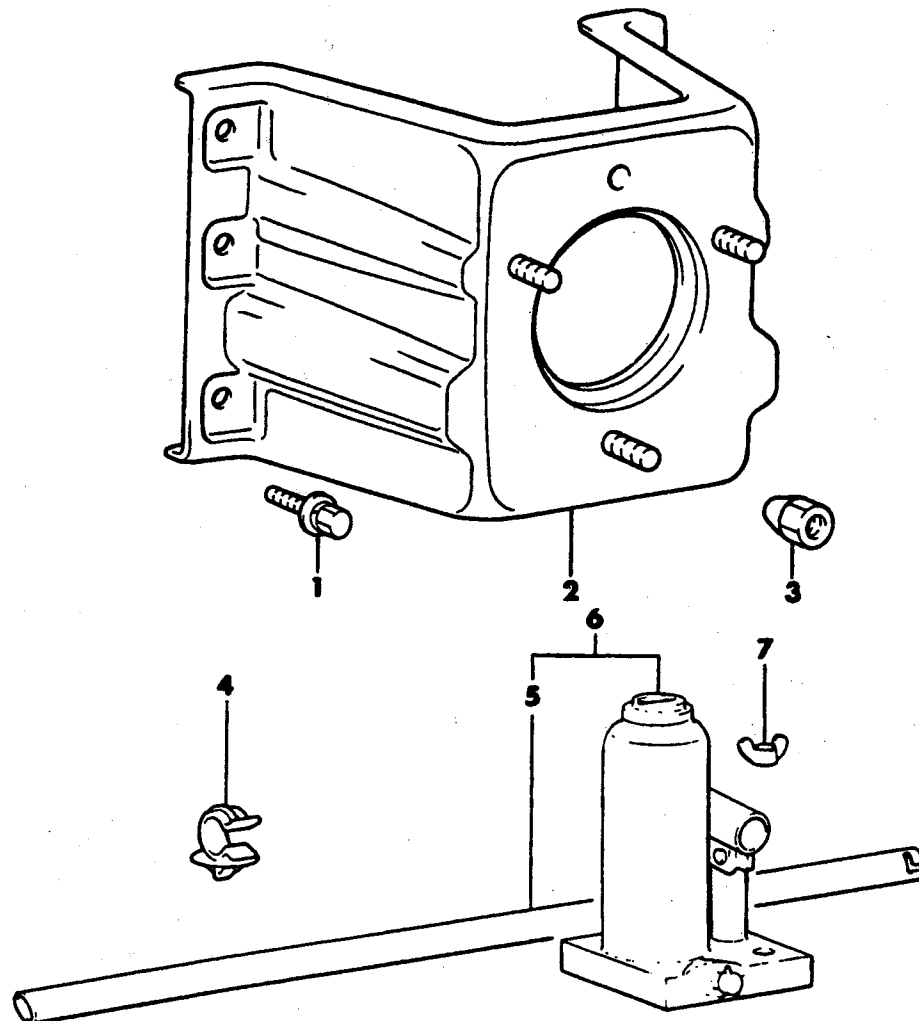
<b>ENGINE:</b>		P=1800 cc	A=2000 cc	<b>TRANS:</b>	A=Automatic
Blank=All		K=1600 cc (w/o Balance Shaft)	F=2600 cc (Car)	Blank=All	M=All Manual
Q=1500 cc		W=2600 cc (Truck)	V=3000 cc		8=4 x 2 Manual
<hr/>					
<b>SERIES:</b>	H=High	<b>MODELS:</b>	24 FWD=2-Dr Hatchback (Colt LA=Colt 100/Eagle Vista)	24 RWD=2-Dr Hatchback (Conquest)	
L=Low	E=Economy		41 FWD=4-Dr Sedan (Colt LA=Colt 100/Eagle Vista)	24 FWD=2-Dr Hatchback (Colt LC/Colt 200)	
M=Medium	P=Premium		45 FWD=4WD=Sta.Wgn. (Colt LA)	41 FWD=4-Dr Sedan (Colt Summit LC/Colt 200)	
			H41 FWD=4-Dr Sedan (2000 GTX)	45 FWD=4WD=Sta.Wgn. (Vista)	
			27 RWD=4WD=Pickup(Ram 50,Pwr.Ram 50)	27 4WD=Sport Utility (Raider)	
			NOTE: Colt LA 24-41 models and H41 2000 GTX "are Canada only"		

AR=Use as Required # =New Part Number - =Non Illustrated Part P.A.R.=Paint as Required

NOVEMBER, 1989

SPARE WHEEL AND STOWAGE  
27 RAIDER

9722 1600



8



# 1989 IMPORT PARTS CATALOG

Figure 22-1600

Illus. Page 22-33

## WHEELS

ITEM	PART NUMBER	QTY	BODY	MODEL	DESCRIPTION
------	-------------	-----	------	-------	-------------

### SPARE WHEEL AND STOWAGE

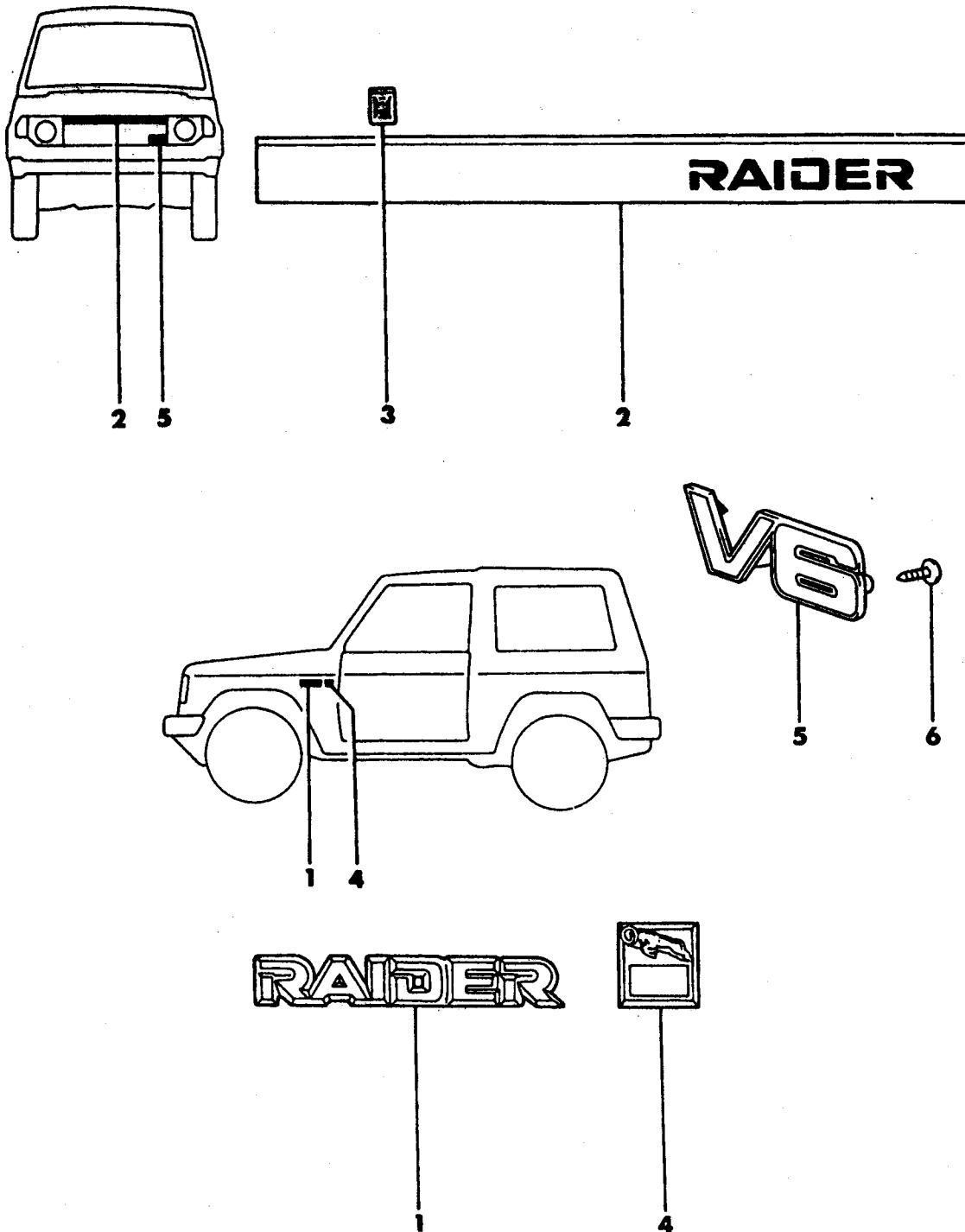
#### 27 RAIDER

1	MF243 651	6			BOLT, w/Washer (8x20)
2	MB275 213	1			BRACKET, Spare Tire (15 inch Wheel)
3					NUT, Hub (w/o Cap)
	MA103 087	2			
	MB057 196	2			Optional w/Aluminum Wheel or for Style
4	MB149 127	2			HOLDER
5	MB015 444	1			HANDLE
6	MB149 049	1			JACK SET
7	MB149 026	1			NUT, Wing
8	#MB149 151	1			TOOL SET
	#4441 184	1			COVER, Spare Tire, Raider
	#4441 185	1			COVER, Spare Tire, Raider w/V6

<b>ENGINE:</b>		P=1800 cc	A=2000 cc	<b>TRANS:</b>	A=Automatic
Blank=All		K=1600 cc (w/o Balance Shaft)	F=2600 cc (Car)	Blank=All	M=All Manual
Q=1500 cc		W=2600 cc (Truck)	V=3000 cc		8=4 x 2 Manual
<b>SERIES:</b>	H=High	<b>MODELS:</b>		24 FWD=2-Dr Hatchback (Colt LA=Colt 100/Eagle Vista)	24 RWD=2-Dr Hatchback (Conquest)
L=Low	E=Economy	41 FWD=4-Dr Sedan (Colt LA=Colt 100/Eagle Vista)		24 FWD=2-Dr Hatchback (Colt LC/Colt 200)	41 FWD=4-Dr Sedan (Colt Summit LC/Colt 200)
M=Medium	P=Premium	45 FWD-4WD=Sta.Wgn. (Colt LA)		45 FWD-4WD=Sta.Wgn. (Vista)	
		H41 FWD=4-Dr Sedan (2000 GTX)		27 4WD=Sport Utility (Raider)	
		27 RWD-4WD=Pickup(Ram 50,Pwr.Ram 50)			
		NOTE: Colt LA 24-41 models and H41 2000 GTX "are Canada only"			

9768 1800

NAMEPLATES - EXTERIOR VIEW  
 27, RAIDER



# 1989 IMPORT PARTS CATALOG

BODY - EXTERIOR  
ORNAMENTATION

Figure 23-1800  
Illus. Page 23-49

ITEM	PART NUMBER	QTY	BODY	MODEL	DESCRIPTION
------	-------------	-----	------	-------	-------------

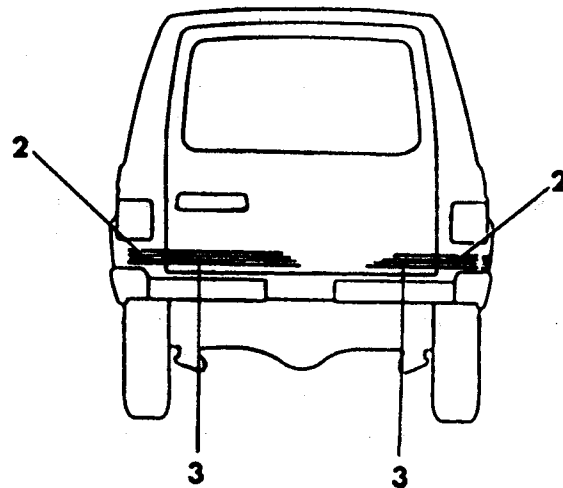
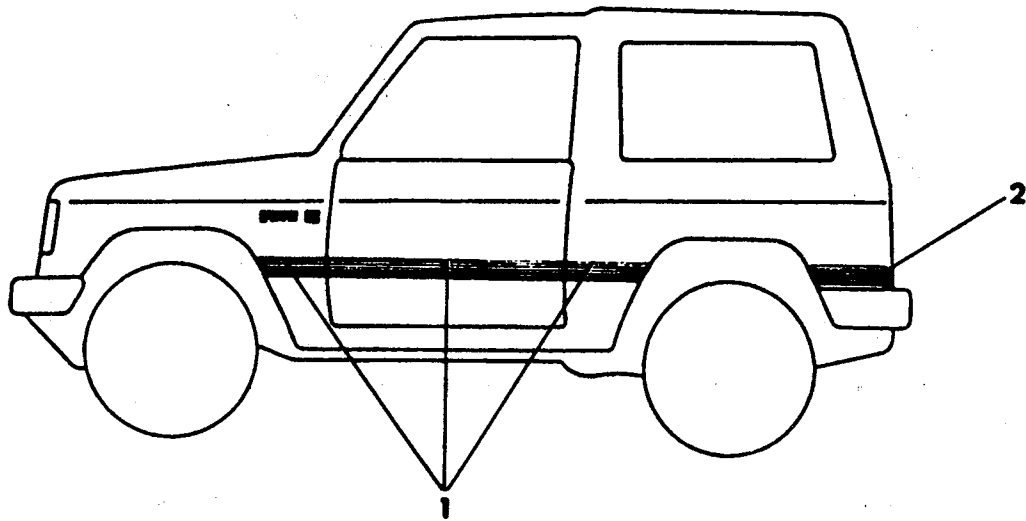
## NAMEPLATES - EXTERIOR VIEW 27, RAIDER

1	MB477 842	2			NAMEPLATE, "RAIDER"
2	MB477 850	1			PANEL, Frt. Grille
3	MF445 804	10			NUT, Push on Spring
4	MB477 851	1			EMBLEM, "RAM"
	MB477 852	1			EMBLEM, "RAM"
5	MB607 040	1			NAMEPLATE, Radiator Grille, "V6"
6	MF453 017	2			SCREW

<b>ENGINE:</b>		P=1800 cc	A=2000 cc	<b>TRANS:</b>		A=Automatic
Blank=All		K=1600 cc (w/o Balance Shaft)	F=2600 cc (Car)	Blank=All		M=All Manual
Q=1500 cc		W=2600 cc (Truck)	V=3000 cc			8=4 x 2 Manual
<b>SERIES:</b>		H=High	<b>MODELS:</b>		24 FWD=2-Dr Hatchback (Colt LA=Colt 100/Eagle Vista)	24 RWD=2-Dr Hatchback (Conquest)
L=Low	E=Economy		41 FWD=4-Dr Sedan (Colt LA=Colt 100/Eagle Vista)			24 FWD=2-Dr Hatchback (Colt LC/Colt 200)
M=Medium	P=Premium		45 FWD-4WD=Sta.Wgn. (Colt LA)			41 FWD=4-Dr Sedan (Colt Summit LC/Colt 200)
			H41 FWD=4-Dr Sedan (2000 GTX)			45 FWD-4WD=Sta.Wgn. (Vista)
			27 RWD-4WD=Pickup(Ram 50,Pwr.Ram 50)			27 4WD=Sport Utility (Raider)
			NOTE: Colt LA 24-41 models and H41 2000 GTX "are Canada only"			

9768 1900

TAPE STRIPES AND DECALS - EXTERIOR VIEW  
27, RAIDER



# 1989 IMPORT PARTS CATALOG

BODY - EXTERIOR  
ORNAMENTATION

Figure 23-1900  
Illus. Page 23-51

ITEM	PART NUMBER	QTY	BODY	MODEL	DESCRIPTION
TAPE STRIPES AND DECALS - EXTERIOR VIEW					
27, RAIDER					
1	#4441 734-5	1			TAPE STRIPE, Fndr., Door, Qtr., Light Buckskin
	#4441 740-1	1			Med. Buckskin
	4441 346-7	1			Black
	#4441 792-3	1			Silver
2	#4441 736-7	1			TAPE STRIPE, Rear Qtr., Light Buckskin
	#4441 742-3	1			Med. Buckskin
	4441 348-9	1			Black
	#4441 794-5	1			Silver
3	#4441 738	1			TAPE, Rear Door, Light Buckskin
	#4441 744	1			Med. Buckskin
	4441 351	1			Black
	#4441 796	1			Silver
4	4441 481	1			DECAL, Lic. Plate Hsq., "DODGE"

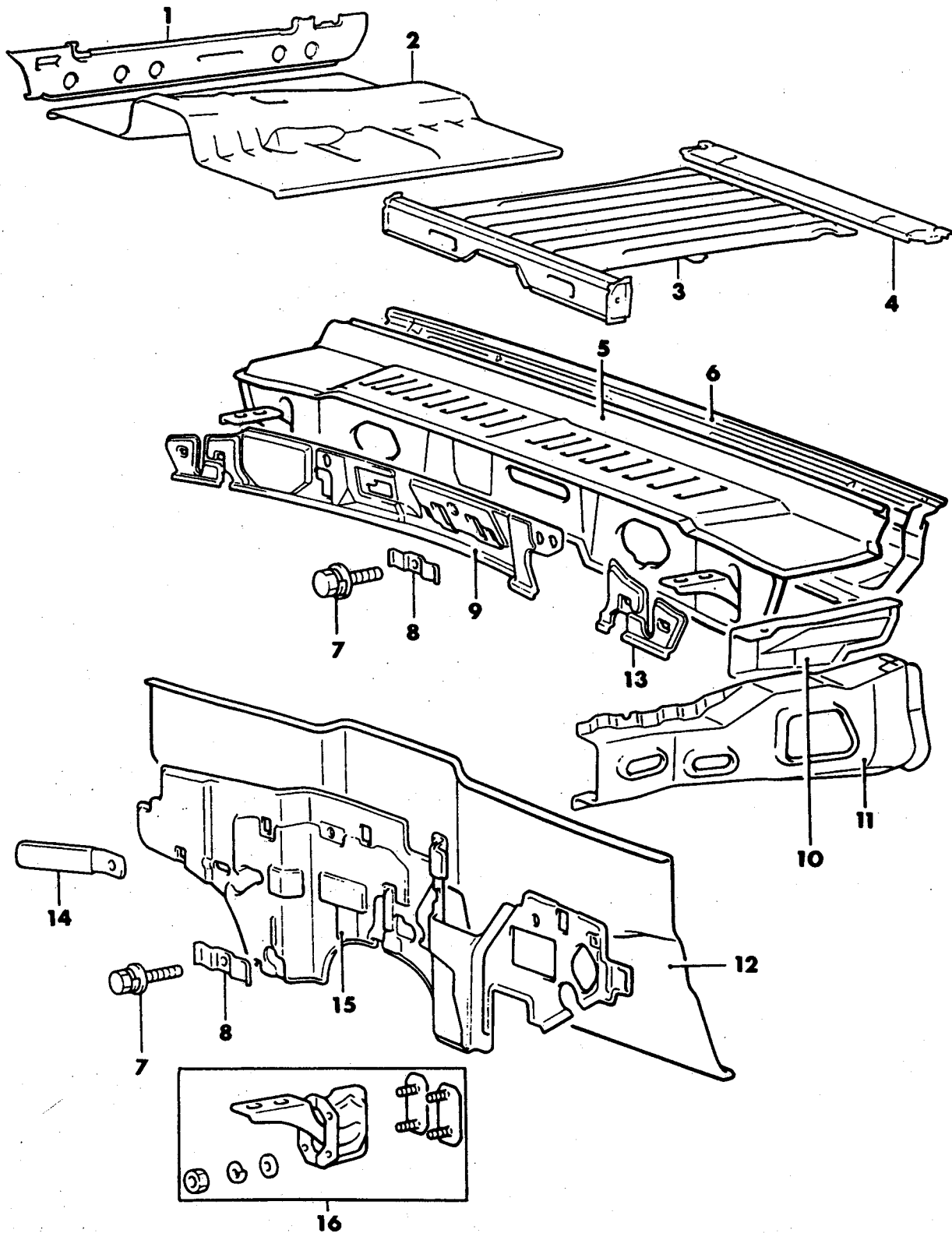
<b>ENGINE:</b>	P=1800 cc	A=2000 cc	<b>TRANS:</b>	A=Automatic
Blank=All	K=1600 cc (w/o Balance Shaft)	F=2600 cc (Car)	Blank=All	M=All Manual
Q=1500 cc	W=2600 cc (Truck)	V=3000 cc		8=4 x 2 Manual
<b>SERIES:</b>	H=High	<b>MODELS:</b>	24 FWD=2-Dr Hatchback (Colt LA=Colt 100/Eagle Vista)	24 RWD=2-Dr Hatchback (Conquest)
L=Low	E=Economy		41 FWD=4-Dr Sedan (Colt LA=Colt 100/Eagle Vista)	24 FWD=2-Dr Hatchback (Colt LC/Colt 200)
M=Medium	P=Premium		45 FWD-4WD=Sta.Wgn. (Colt LA)	41 FWD=4-Dr Sedan (Colt Summit LC/Colt 200)
			H41 FWD=4-Dr Sedan (2000 GTX)	45 FWD-4WD=Sta.Wgn. (Vista)
			27 RWD-4WD=Pickup(Ram 50,Pwr.Ram 50)	27 4WD=Sport Utility (Raider)
			NOTE: Colt LA 24-41 models and H41 2000 GTX "are Canada only"	

AR=Use as Required # =New Part Number - =Non Illustrated Part P.A.R.=Paint as Required

NOVEMBER, 1989

FLOOR PAN AND DASH PANEL  
27 RAIDER

9769 7100



# 1989 IMPORT PARTS CATALOG

BODY - SHEET METAL  
EXCEPT DOORS

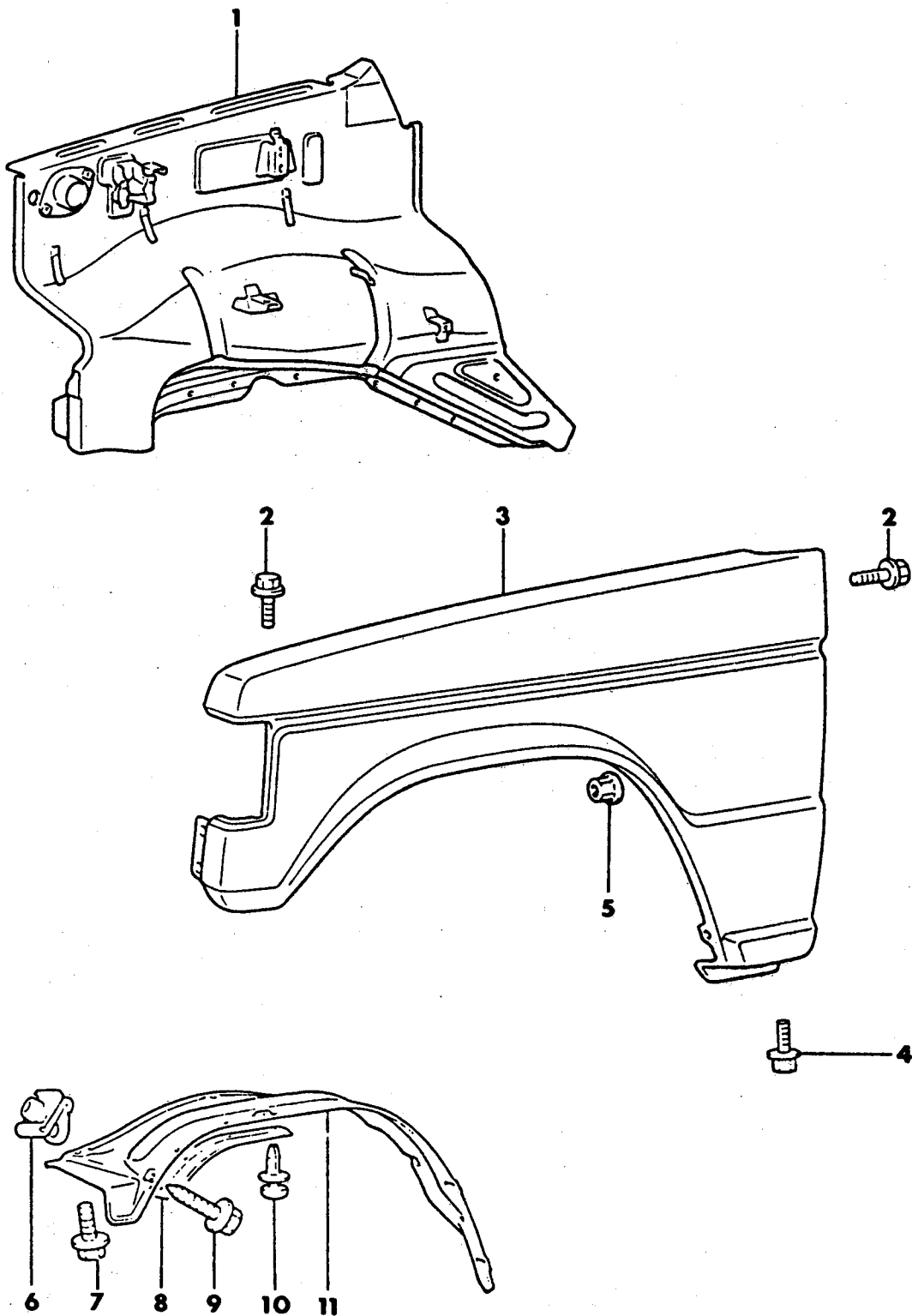
Figure 23A-7100  
Illus. Page 23A-163

ITEM	PART NUMBER	QTY	BODY	MODEL	DESCRIPTION
FLOOR PAN AND DASH PANEL 27 RAIDER					
1					SILL, Side Inner
	MB274 295	1			Left
	MB274 296	1			Right
2		1			FLOOR, Pan Front Not Serviced
3		1			FLOOR, Pan Rear Not Serviced
4	MB408 767	1			CROSSMEMBER, Rear Floor
5		1			PANEL, Cowl Outer
	#MB274 301	1			W Eng. 2600 cc
	MB593 632	1			V Eng. 3000 cc
6		1			PANEL, Cowl Top Inner Not Serviced
7	MF243 622	4			BOLT, 6 x 12 V Eng. 3000 cc
8	MB059 541	4			PLATE, Spring V Eng. 3000 cc
9	MB591 476	1			INSULATOR, Cowl Top V Eng. 3000 cc
10		1			EXTENSION, Cowl Top
	#MB274 273	1			Left
	#MB274 274	1			Right
11		1			REINFORCEMENT, Front Deck
	#MB275 421	1			Left
	#MB275 422	1			Right
12		1			PANEL, Dash Not Serviced
13	MB591 659	1			INSULATOR, Cowl Top V Eng. 3000 cc
14		1			CLIP, (40) V Eng. 3000 cc Not Serviced
15	MB591 478	1			INSULATOR, Dash Panel V Eng. 3000 cc
16		1			HINGE, Kit Hood
	#MB270 409	1			Left
	#MB270 410	1			Right

<b>ENGINE:</b>	P=1800 cc	A=2000 cc	<b>TRANS:</b>	A=Automatic
Blank=All	K=1600 cc (w/o Balance Shaft)	F=2600 cc (Car)	Blank=All	M=All Manual
Q=1500 cc	W=2600 cc (Truck)	V=3000 cc		8=4 x 2 Manual
<b>SERIES:</b>	H=High	<b>MODELS:</b>	24 FWD=2-Dr Hatchback (Colt LA=Colt 100/Eagle Vista)	24 RWD=2-Dr Hatchback (Conquest)
L=Low	E=Economy		41 FWD=4-Dr Sedan (Colt LA=Colt 100/Eagle Vista)	24 FWD=2-Dr Hatchback (Colt LC/Colt 200)
M=Medium	P=Premium		45 FWD-4WD=Sta.Wgn. (Colt LA)	41 FWD=4-Dr Sedan (Colt Summit LC/Colt 200)
			H41 FWD=4-Dr Sedan (2000 GTX)	45 FWD-4WD=Sta.Wgn. (Vista)
			27 RWD-4WD=Pickup(Ram 50,Pwr.Ram 50)	27 4WD=Sport Utility (Raider)
NOTE: Colt LA 24-41 models and H41 2000 GTX "are Canada only"				

9769 7200

FENDER AND SHIELD PANEL  
27 RAIDER





# 1989 IMPORT PARTS CATALOG

BODY - SHEET METAL  
EXCEPT DOORS

Figure 23A-7200  
Illus. Page 23A-165

ITEM	PART NUMBER	QTY	BODY	MODEL	DESCRIPTION
------	-------------	-----	------	-------	-------------

## FENDER AND SHIELD PANEL 27 RAIDER

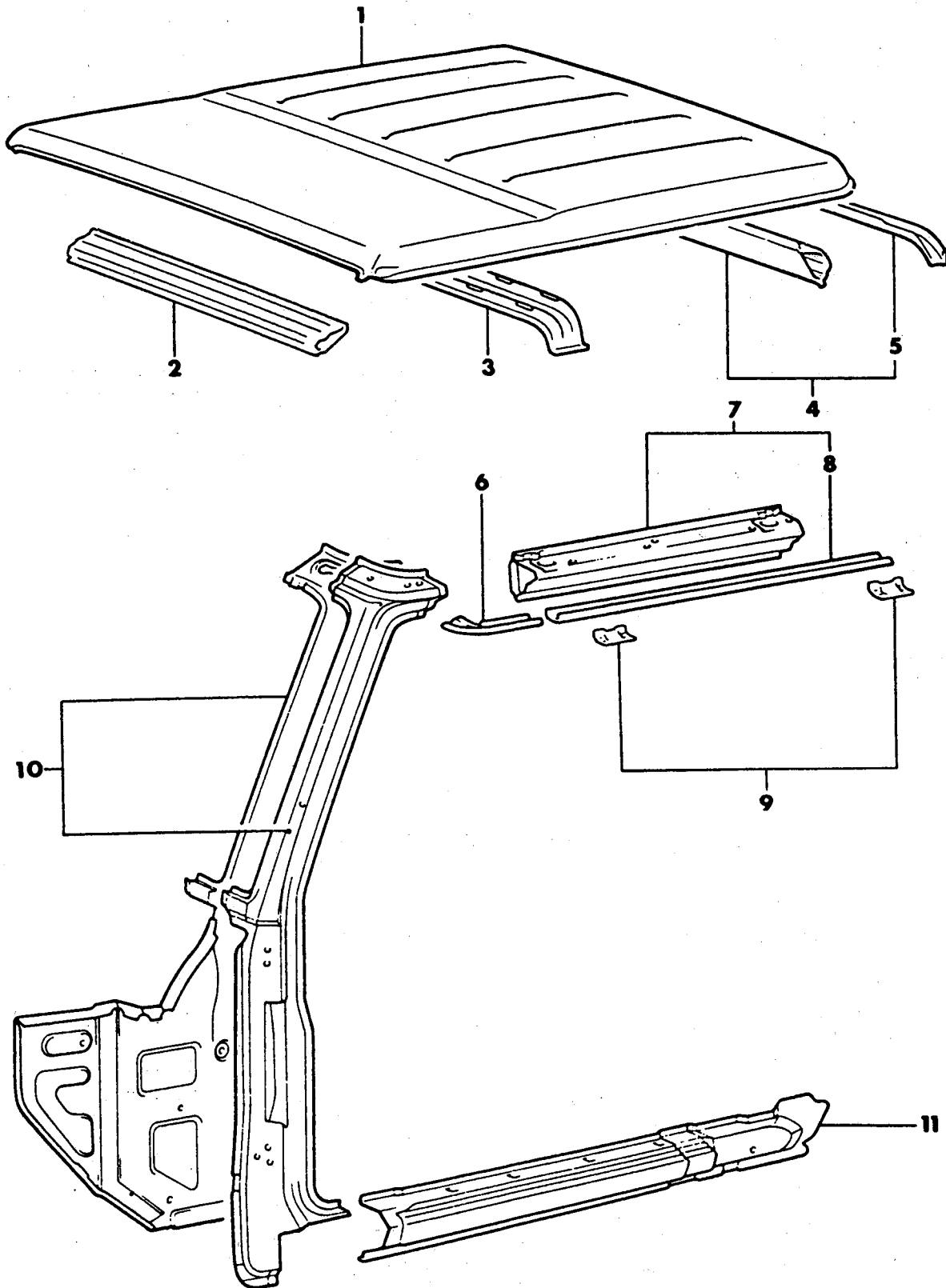
1					SHIELD, Fender
	MB593 605	1			Left V Eng. 3000 cc
	MB593 606	1			Right V Eng. 3000 cc
	#MB408 775	1			Left W Eng. 2600 cc
	#MB408 776	1			Right W Eng. 2600 cc
2	#MS100 222	10			BOLT, Flange 6 x 14
3					FENDER, Front
	MB408 787	1			Left
	MB408 788	1			Right
4	#MS240 141	2			BOLT, 6 x 16
5		4			NUT and WASHER, (6)
	MS440 502	4			Front
	MS440 522	4			Rear
6	MB138 567	8			NUT, Spring
7	#MS100 222	10			BOLT, Flange 6 x 14
8					LIP, Partial Wheel
	MB275 743	1			Left
	MB275 744	1			Right
9	MS452 348	8			SCREW, 6 x 20
10	MB345 544	8			CLIP
11	MB527 337	1			SHIELD, Lt.
	MB527 338	1			SHIELD, Rt.

<b>ENGINE:</b>	P=1800 cc	A=2000 cc	<b>TRANS:</b>	A=Automatic
Blank=All	K=1600 cc (w/o Balance Shaft)	F=2600 cc (Car)	Blank=All	M=All Manual
Q=1500 cc	W=2600 cc (Truck)	V=3000 cc		8=4 x 2 Manual
<b>SERIES:</b>	H=High	<b>MODELS:</b>	24 FWD=2-Dr Hatchback (Colt LA=Colt 100/Eagle Vista)	24 RWD=2-Dr Hatchback (Conquest)
L=Low	E=Economy		41 FWD=4-Dr Sedan (Colt LA=Colt 100/Eagle Vista)	24 FWD=2-Dr Hatchback (Colt LC/Colt 200)
M=Medium	P=Premium		45 FWD-4WD=Sta.Wgn. (Colt LA)	41 FWD=4-Dr Sedan (Colt Summit LC/Colt 200)
			H41 FWD=4-Dr Sedan (2000 GTX)	45 FWD-4WD=Sta.Wgn. (Vista)
			27 RWD-4WD=Pickup(Ram 50,Pwr.Ram 50)	27 4WD=Sport Utility (Raider)
NOTE: Colt LA 24-41 models and H41 2000 GTX "are Canada only"				

AR=Use as Required # =New Part Number --=Non Illustrated Part P.A.R.=Paint as Required

NOVEMBER, 1989

9769 7300

ROOF AND FRONT PILLAR  
27 RAIDER

# 1989 IMPORT PARTS CATALOG

BODY - SHEET METAL  
EXCEPT DOORS

Figure 23A-7300  
Illus. Page 23A-167

ITEM	PART NUMBER	QTY	BODY	MODEL	DESCRIPTION
ROOF AND FRONT PILLAR 27 RAIDER					
1	MB275 428	1			HOOD, Roof
2	MB408 955	1			RAIL, Front Roof
3	MB593 634	1			BOW, Roof
4	MB275 431	1			RAIL, Rear Roof
5	# MB275 431	1			CHANNEL, Drip Rear
6					CHANNEL, Front
	MB274 345	1			Left
	MB274 346	1			Right
7					RAIL, Roof Side
	MB408 959	1			Left
	MB408 964	1			Right
8					CHANNEL, Drip Center Serviced in Item #7
9	MB274 904	4			CONNECTOR, Channel Drip
10					PILLAR, Front
	MB593 615	1			Left
	MB593 612	1			Right
11					SILL, Side Outer
	MB408 789	1			Left
	MB408 790	1			Right

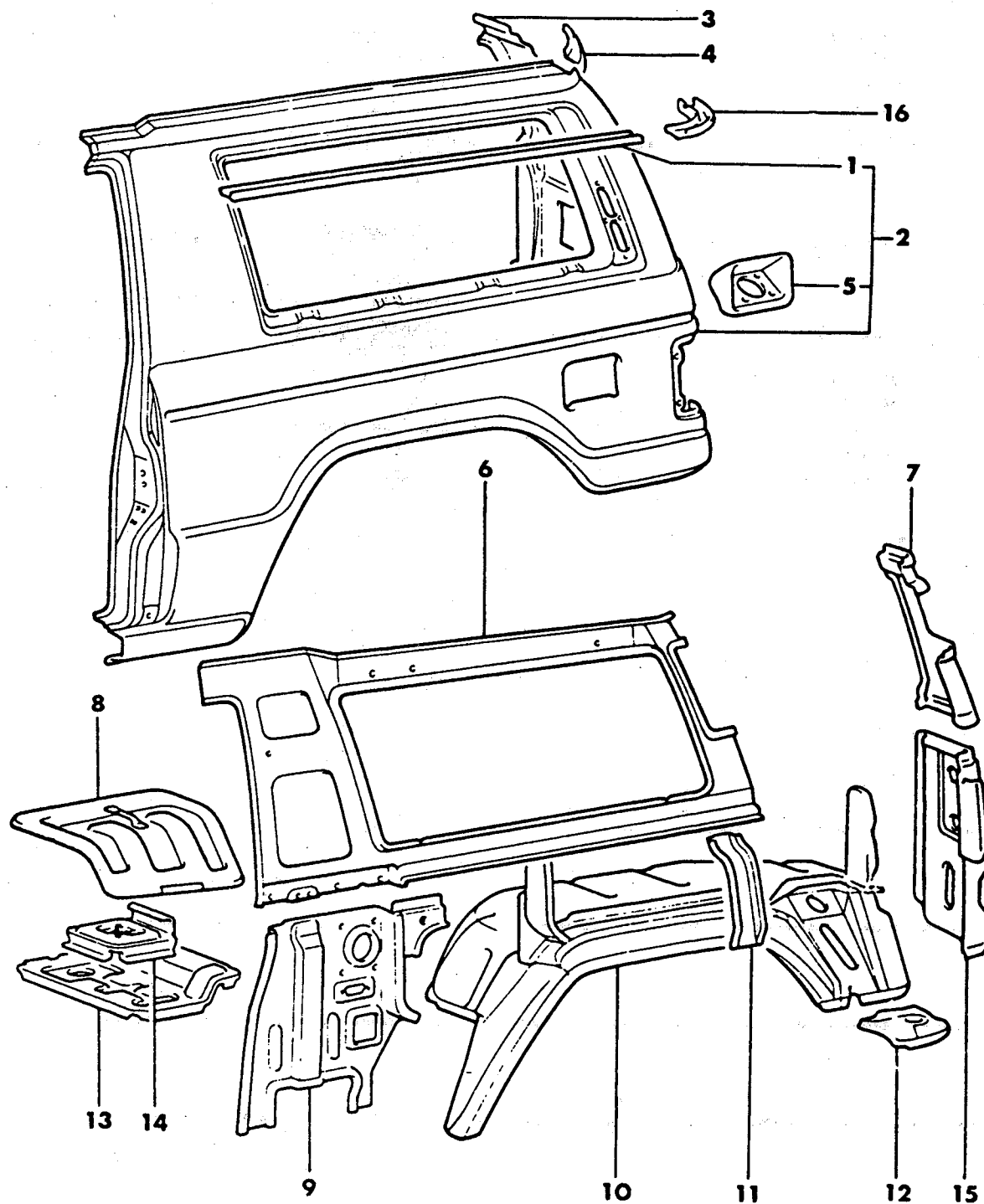
<b>ENGINE:</b>	P=1800 cc	A=2000 cc	<b>TRANS:</b>	A=Automatic
Blank=All	K=1600 cc (w/o Balance Shaft)	F=2600 cc (Car)	Blank=All	M=All Manual
Q=1500 cc	W=2600 cc (Truck)	V=3000 cc		8=4 x 2 Manual
<b>SERIES:</b>	H=High	<b>MODELS:</b>	24 FWD=2-Dr Hatchback (Colt LA=Colt 100/Eagle Vista)	24 RWD=2-Dr Hatchback (Conquest)
L=Low	E=Economy		41 FWD=4-Dr Sedan (Colt LA=Colt 100/Eagle Vista)	24 FWD=2-Dr Hatchback (Colt LC/Colt 200)
M=Medium	P=Premium		45 FWD=4WD=Sta.Wgn. (Colt LA)	41 FWD=4-Dr Sedan (Colt Summit LC/Colt 200)
			H41 FWD=4-Dr Sedan (2000 GTX)	45 FWD=4WD=Sta.Wgn. (Vista)
			27 RWD=4WD=Pickup(Ram 50,Pwr.Ram 50)	27 4WD=Sport Utility (Raider)
			NOTE: Colt LA 24-41 models and H41 2000 GTX "are Canada only"	

AR=Use as Required # =New Part Number — =Non Illustrated Part P.A.R.=Paint as Required

NOVEMBER, 1989

BODY SHEET METAL REAR QUARTER  
27 RAIDER

9769 7400



# 1989 IMPORT PARTS CATALOG

BODY - SHEET METAL  
EXCEPT DOORS

Figure 23A-7400  
Illus. Page 23A-169

ITEM	PART NUMBER	QTY	BODY	MODEL	DESCRIPTION
------	-------------	-----	------	-------	-------------

## BODY SHEET METAL REAR QUARTER 27 RAIDER

1					CHANNEL, Drip Side Serviced In Item #2
2					PANEL, Side Outer
	MB275 460	1			Left
	MB275 461	1			Right
3					PANEL, Rear End Outer
	MB275 503	1			Left
	MB275 505	1			Right
4					PANEL, Corner
	MB274 355	1			Left
	MB274 356	1			Right
5	MB275 739	1			BRACKET, Fuel Filler Neck
6					PANEL, Side Inner
	MB275 465	1			Left
	MB275 466	1			Right
7					PANEL, Rear End Inner Upper
	MB408 607	1			Left
	MB408 608	1			Right
8	MB274 312	1			PANEL, Tool Box Lid
9					PANEL, Center Inner
	MB408 965	1			Left
	MB408 966	1			Right
10					PANEL, Rear w/House Inner
	MB408 765	1			Left
	MB408 766	1			Right
11	MB274 358	3			BRACKET, Rear Washer Tank
12					PANEL, Rear End Corner
	MB274 351	1			Left
	MB274 352	1			Right
13	MB274 890	1			PANEL, Tool Box Bottom
14	MB274 898	1			BRACKET, Jack
15					PANEL, Rear End Inner Lower
	#MB408 609	1			Left
	MB408 610	1			Right
16					CHANNEL, Drip Corner
	MB275 469	1			Left
	MB275 470	1			Right

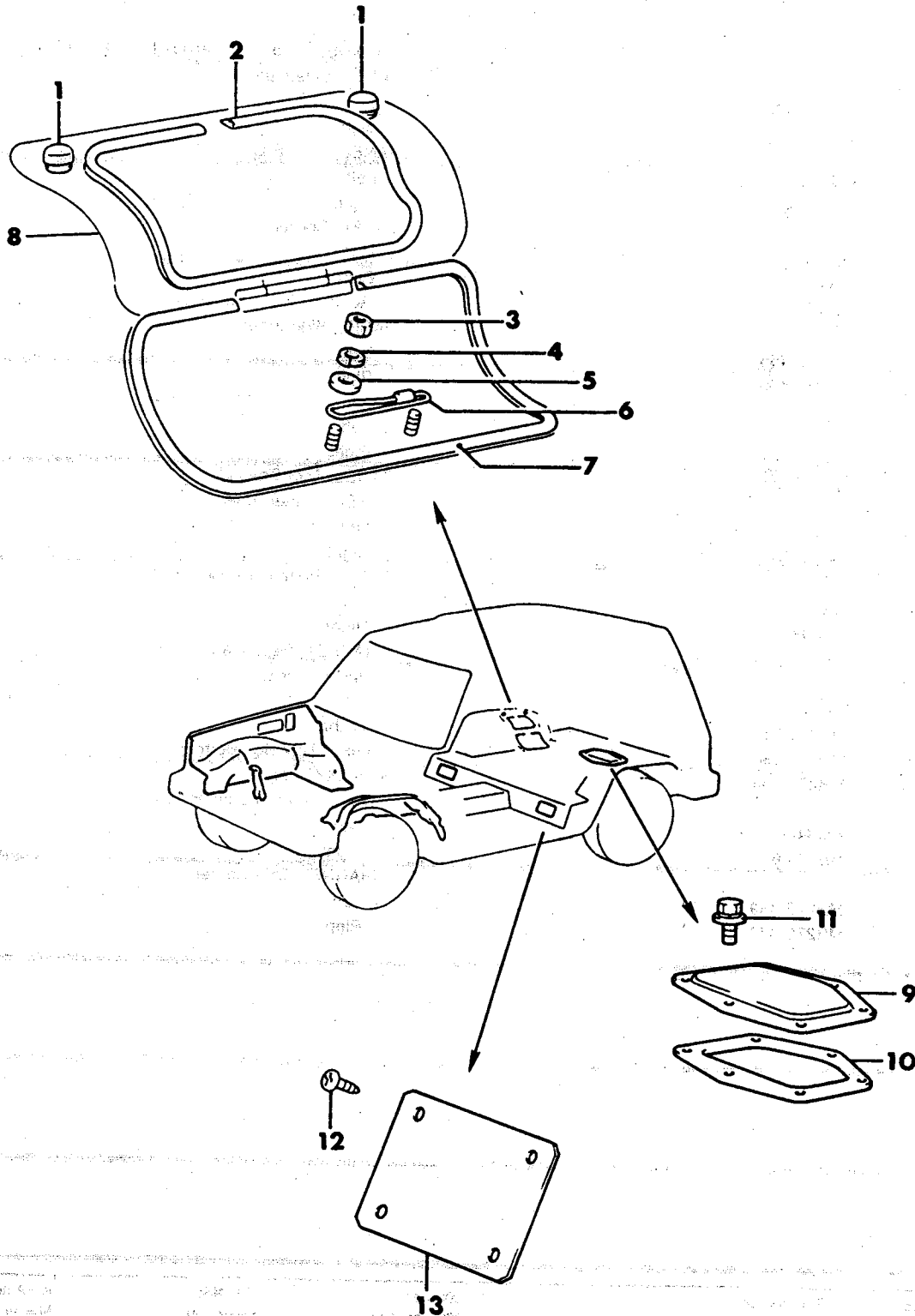
<b>ENGINE:</b>	P=1800 cc	A=2000 cc	<b>TRANS:</b>	A=Automatic
Blank=All	K=1600 cc (w/o Balance Shaft)	F=2600 cc (Car)	Blank=All	M=All Manual
Q=1500 cc	W=2600 cc (Truck)	V=3000 cc		8=4 x 2 Manual
<b>SERIES:</b>	H=High	<b>MODELS:</b>	24 FWD=2-Dr Hatchback (Colt LA=Colt 100/Eagle Vista)	24 RWD=2-Dr Hatchback (Conquest)
L=Low	E=Economy		41 FWD=4-Dr Sedan (Colt LA=Colt 100/Eagle Vista)	24 FWD=2-Dr Hatchback (Colt LC/Colt 200)
M=Medium	P=Premium		45 FWD=4WD=Sta.Wgn. (Colt LA)	41 FWD=4-Dr Sedan (Colt Summit LC/Colt 200)
			H41 FWD=4-Dr Sedan (2000 GTX)	45 FWD=4WD=Sta.Wgn. (Vista)
			27 RWD=4WD=Pickup(Ram 50,Pwr.Ram 50)	27 4WD=Sport Utility (Raider)
			NOTE: Colt LA 24-41 models and H41 2000 GTX "are Canada only"	

AR=Use as Required # =New Part Number — =Non Illustrated Part P.A.R.=Paint as Required

NOVEMBER, 1989

9769 7500

TOOL BOX  
27-RAIDER



# 1989 IMPORT PARTS CATALOG

BODY - SHEET METAL  
EXCEPT DOORS

Figure 23A-7500  
Illus. Page 23A-171

ITEM	PART NUMBER	QTY	BODY	MODEL	DESCRIPTION
------	-------------	-----	------	-------	-------------

## TOOL BOX 27 RAIDER

1	MB021 552	2			PLUG
2	MB274 217	1			PROTECTOR, Edge
3	MF430 003	2			NUT
4	MF450 403	2			WASHER
5	MF450 152	2			WASHER
6	MB274 031	1			SPRING, Tool Box
7	MB250 636	1			WEATHERSTRIP, Tool Box
8	#MB274 312	1			PANEL, Tool box Lid
9	MB591 309	1			COVER, Rear Floor Secret Box
10	MB591 310	1			GASKET, Rear Floor Cover
11	#MF243 649	6			BOLT, 8 x 16
12	MS350 142	8			SCREW, 8 x 25
13	MB591 739	2			COVER, Rear Floor Extension

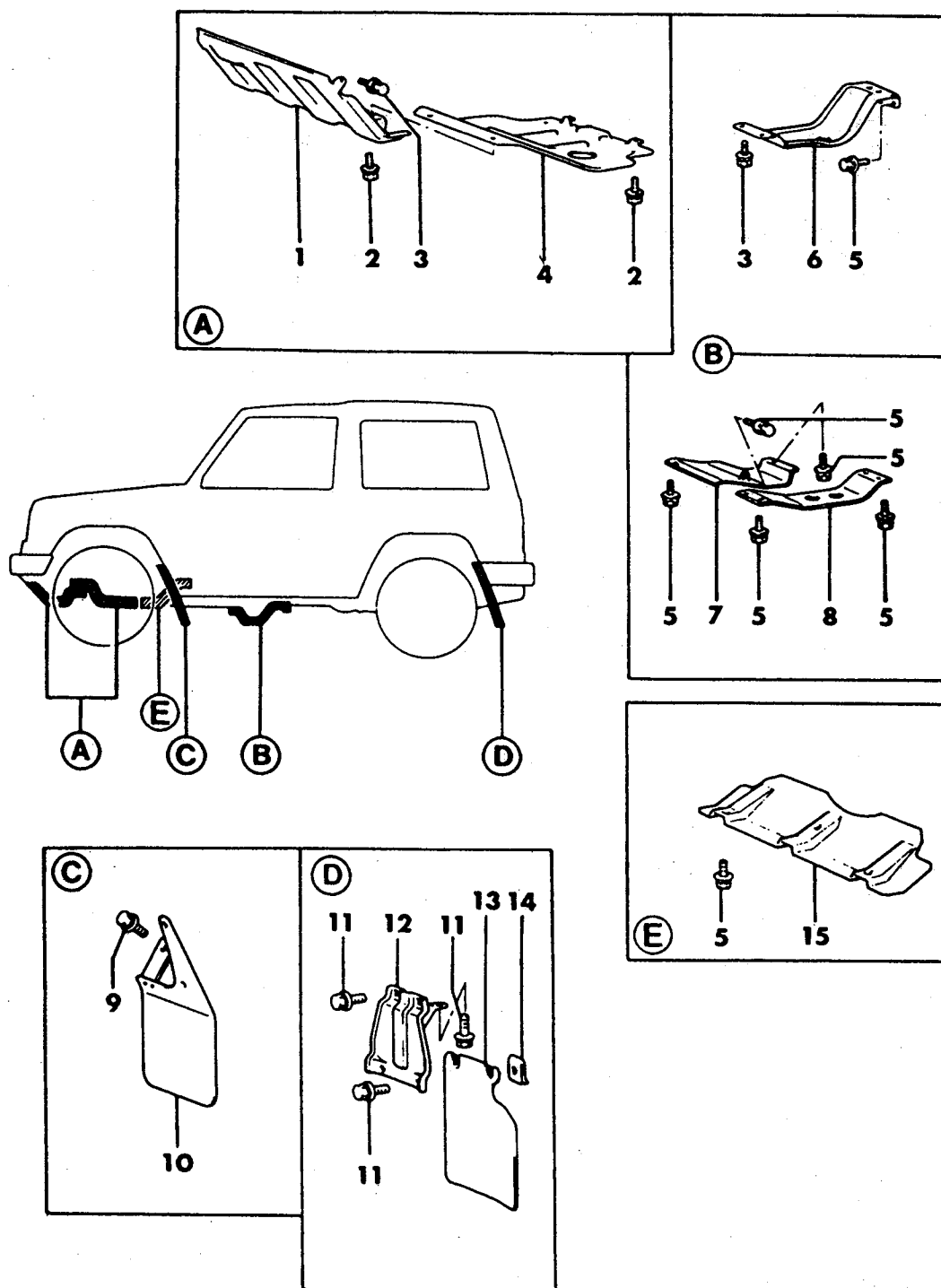
<b>ENGINE:</b>		P=1800 cc	A=2000 cc	<b>TRANS:</b>	A=Automatic
Blank=All		K=1600 cc (w/o Balance Shaft)	F=2600 cc (Car)	Blank=All	M=All Manual
Q=1500 cc		W=2600 cc (Truck)	V=3000 cc		8=4 x 2 Manual
<b>SERIES:</b>	H=High	<b>MODELS:</b> 24 FWD=2-Dr Hatchback (Colt LA=Colt 100/Eagle Vista)			24 RWD=2-Dr Hatchback (Conquest)
L=Low	E=Economy	41 FWD=4-Dr Sedan (Colt LA=Colt 100/Eagle Vista)			24 FWD=2-Dr Hatchback (Colt LC/Colt 200)
M=Medium	P=Premium	45 FWD-4WD=Sta.Wgn. (Colt LA)			41 FWD=4-Dr Sedan (Colt Summit LC/Colt 200)
		H41 FWD=4-Dr Sedan (2000 GTX)			45 FWD-4WD=Sta.Wgn. (Vista)
		27 RWD-4WD=Pickup(Ram 50,Pwr.Ram 50)			27 4WD=Sport Utility (Raider)
		NOTE: Colt LA 24-41 models and H41 2000 GTX "are Canada only"			

AR=Use as Required # =New Part Number — =Non Illustrated Part P.A.R.=Paint as Required

NOVEMBER, 1989

MUD GUARD AND PROTECTOR  
27 RAIDER

9769 7600





# 1989 IMPORT PARTS CATALOG

BODY - SHEET METAL  
EXCEPT DOORS

Figure 23A-7600  
Illus. Page 23A-173

ITEM	PART NUMBER	QTY	BODY	MODEL	DESCRIPTION
------	-------------	-----	------	-------	-------------

## MUD GUARD AND PROTECTOR 27 RAIDER

1		1			PLATE, Under Skid
	#MB232 296	1			W Eng. 2600 cc
	MB485 780	1			V Eng. 3000 cc
2	MF243 651	4			BOLT and WASHER, 8 x 20
3	MF243 678	4			BOLT and WASHER, 10 x 20
4		1			COVER, Eng. Under
	MB485 656	1			W Eng. 2600 cc 5 Speed
	MB485 656	1			V Eng. 3000 cc A/Trans.
	MB485 944	1			V Eng. 3000 cc 5 Speed
5	#MF243 649	8			BOLT and WASHER, 8 x 16
6		1			PROTECTOR, t/f Case
	MB604 215	1			W Eng. 2600 cc
	MB635 161	1			V Eng. 3000 cc
7	#MB304 708	1			PROTECTOR, Gear Shift V Eng. 3000 cc
8	#MB304 707	1			PROTECTOR, t/f Case V Eng. 3000 cc
9	MS240 033	2			BOLT and WASHER, 6 x 14
10					MUD GUARD, Front
	MB198 225	1			Left
	MB198 226	1			Right
11	MS240 033	10			BOLT and WASHER, 6 x 14
12					BRACKET, Mud Guard
	MB198 295	1			Left
	MB198 296	1			Right
13					MUD GUARD, Rear
	MB383 531	1			Left
	MB383 532	1			Right
14	MS440 067	4			NUT, (6)
15	MB485 941	1			PLATE, Air Guide V Eng. 3000 cc 5 Speed

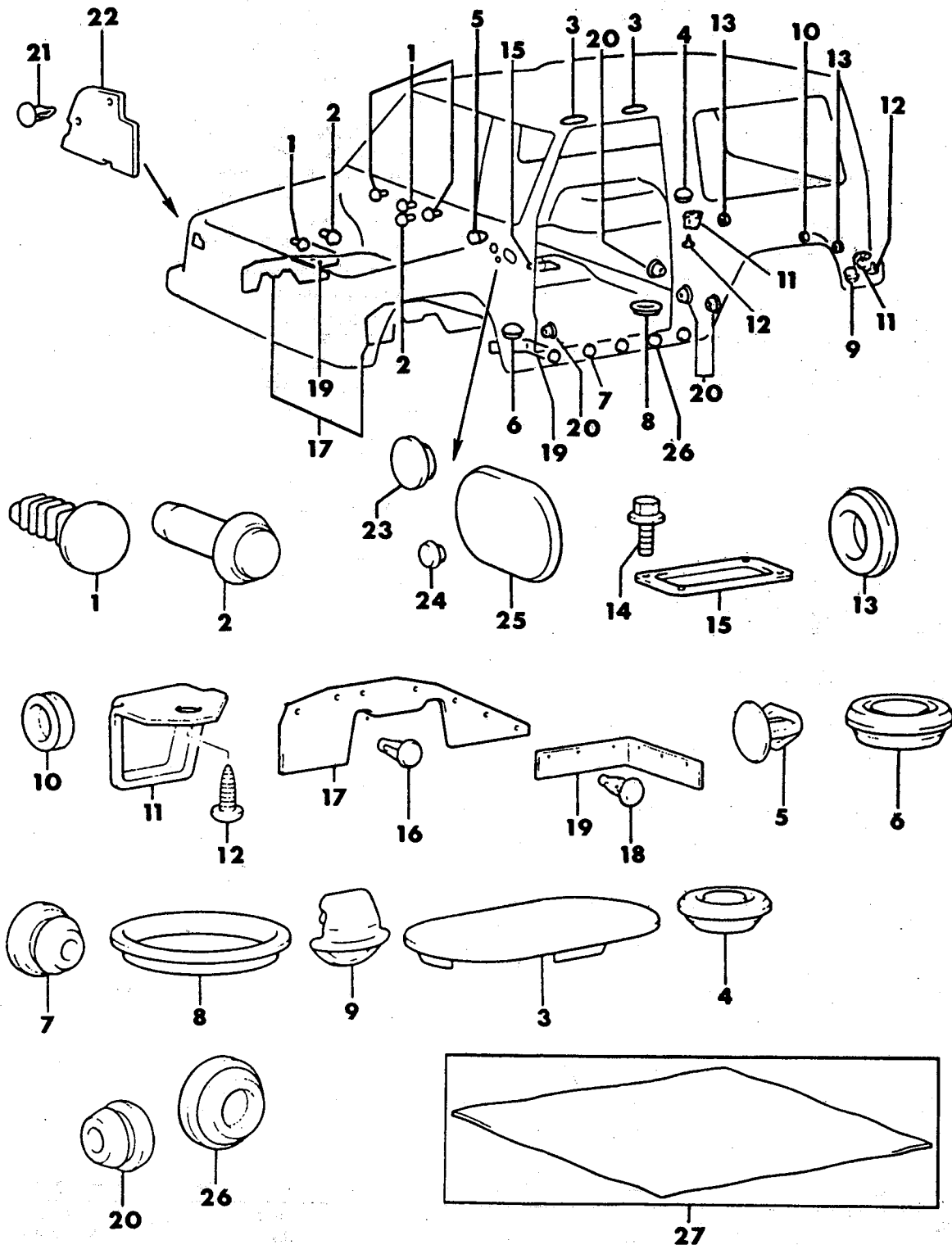
<b>ENGINE:</b>		P=1800 cc	A=2000 cc	<b>TRANS:</b>	A=Automatic
Blank=All		K=1600 cc (w/o Balance Shaft)	F=2600 cc (Car)	Blank=All	M=All Manual
Q=1500 cc		W=2600 cc (Truck)	V=3000 cc		8=4 x 2 Manual
<b>SERIES:</b>		H=High	<b>MODELS:</b>	24 FWD=2-Dr Hatchback (Colt LA=Colt 100/Eagle Vista)	24 RWD=2-Dr Hatchback (Conquest)
L=Low		E=Economy		41 FWD=4-Dr Sedan (Colt LA=Colt 100/Eagle Vista)	24 FWD=2-Dr Hatchback (Colt LC/Colt 200)
M=Medium		P=Premium		45 FWD-4WD=Sta.Wgn. (Colt LA)	41 FWD=4-Dr Sedan (Colt Summit LC/Colt 200)
				H41 FWD=4-Dr Sedan (2000 GTX)	45 FWD-4WD=Sta.Wgn. (Vista)
				27 RWD-4WD=Pickup(Ram 50,Pwr.Ram 50)	27 4WD=Sport Utility (Raider)
NOTE: Colt LA 24-41 models and H41 2000 GTX "are Canada only"					

AR=Use as Required # =New Part Number - =Non Illustrated Part P.A.R.=Paint as Required

NOVEMBER, 1989

PLUGS AND COVER  
27 RAIDER

9769 7700



# 1989 IMPORT PARTS CATALOG

BODY - SHEET METAL  
EXCEPT DOORS

Figure 23A-7700  
Illus. Page 23A-175

ITEM	PART NUMBER	QTY	BODY	MODEL	DESCRIPTION
PLUGS AND COVER 27 RAIDER					
1	MB274 778	9			PLUG
2	MS660 153	3			PLUG, (8)
3	MB136 890	4			PLUG
4	MS660 184	1			PLUG, (25)
5	MT137 987	1			PLUG, (6)
6	MS660 186	2			PLUG, (35)
7	MS660 182	10			PLUG, (16)
8	#MT384 360	4			PLUG
9	MB077 627	2			PLUG, Drain
10	MS660 181	1			PLUG, (12)
11					COVER, Rear c/Member
	MB275 347	1			Left
	MB275 348	1			Right
12	MF453 090	2			SCREW, Tapping 5 x 10
13	MS660 183	2			PLUG, (20)
14	MF140 004	4			BOLT, Flange, 6 x 14
15	MB250 040	1			COVER, Front Floor
16	MB115 492	13			CLIP
17					SHIELD, Rubber
	MB274 081	1			Right
	MB274 082	1			Left
18	#MB275 493	12			CLIP, V Eng. 3000 cc A/Trans.
19	MB275 764	2			SHIELD, Rubber (B) A/Trans.
20	MB118 900	8			PLUG
21	#MB124 091	2			CLIP
22	#MB274 499	AR			PAD, Headlamp Support Waterproof
23	MS660 183	1			PLUG, (20)
24	MB123 623	1			PLUG, Rubber (9)
25	MB272 166	1			PLUG
26	MU670 025	2			PLUG, (30)
27	MB104 993	1			SILENCER, 500 x 500 x 1.6

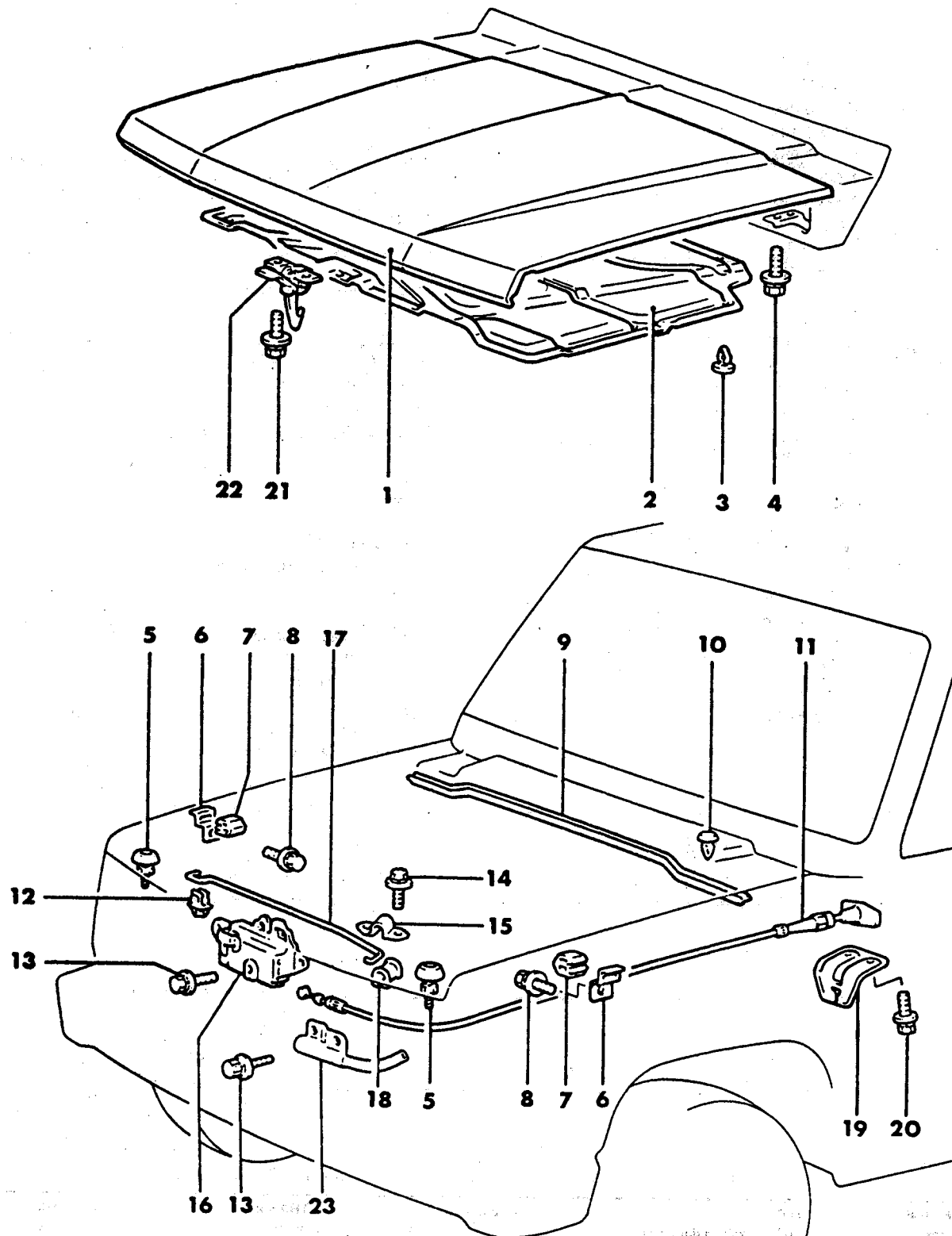
<b>ENGINE:</b>		P=1800 cc	A=2000 cc	<b>TRANS:</b>	A=Automatic
Blank=All		K=1600 cc (w/o Balance Shaft)	F=2600 cc (Car)	Blank=All	M=All Manual
Q=1500 cc		W=2600 cc (Truck)	V=3000 cc		B=4 x 2 Manual
<b>SERIES:</b>	H=High	<b>MODELS:</b>	24 FWD=2-Dr Hatchback (Colt LA=Colt 100/Eagle Vista)	24 RWD=2-Dr Hatchback (Conquest)	
L=Low	E=Economy		41 FWD=4-Dr Sedan (Colt LA=Colt 100/Eagle Vista)	24 FWD=2-Dr Hatchback (Colt LC/Colt 200)	
M=Medium	P=Premium		45 FWD=4WD=Sta.Wgn. (Colt LA)	41 FWD=4-Dr Sedan (Colt Summit LC/Colt 200)	
			H41 FWD=4-Dr Sedan (2000 GTX)	45 FWD=4WD=Sta.Wgn. (Vista)	
			27 RWD=4WD=Pickup(Ram 50,Pwr.Ram 50)	27 4WD=Sport Utility (Raider)	
			NOTE: Colt LA 24-41 models and H41 2000 GTX "are Canada only"		

AR=Use as Required # =New Part Number — =Non Illustrated Part P.A.R.=Paint as Required

NOVEMBER, 1989

9769 7800

HOOD AND HOOD RELEASE  
27 RAIDER



# 1989 IMPORT PARTS CATALOG

BODY - SHEET METAL  
EXCEPT DOORS

Figure 23A-7800  
Illus. Page 23A-177

ITEM	PART NUMBER	QTY	BODY	MODEL	DESCRIPTION
------	-------------	-----	------	-------	-------------

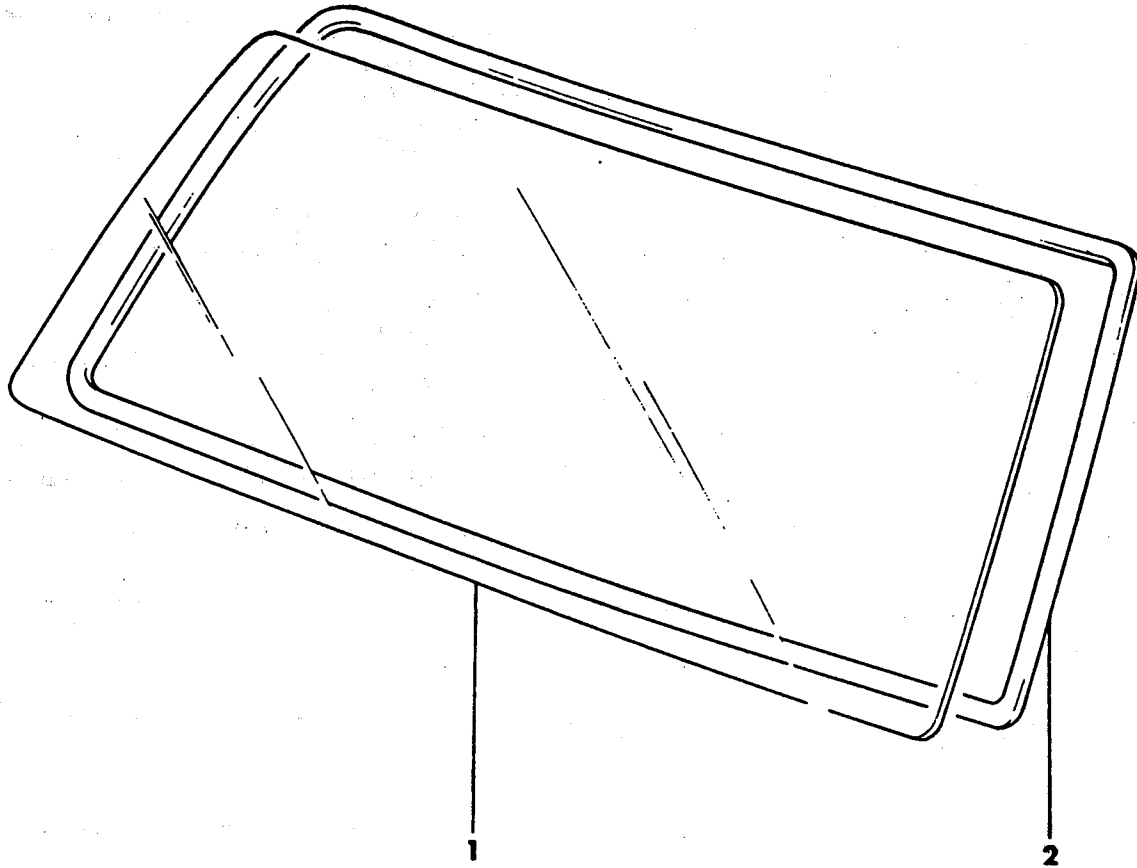
## HOOD AND HOOD RELEASE 27 RAIDER

1	MB408 762	1			HOOD, PANEL
2	MB270 402	1			PROTECTOR, Hood
3	MB270 053	13			CLIP
4	#MF243 649	4			BOLT and WASHER, 8 x 16
5	MB270 390	2			BUMPER, Hood
6	MB270 055	2			BRACKET, Hood Bumper
7	MB270 054	2			BUMPER, Hood
8	#MS240 021	2			BOLT and WASHER, 6 x 16
9	MB021 371	1			WEATHERSTRIP, Hood Rear
10	MS470 073	12			CLIP
11	MB021 373	1			CABLE
12	#MU481 007	1			CLAMP, Hood Support Rod
13	MU240 091	4			BOLT and WASHER, 6 x 16
14	MS240 028	2			BOLT and WASHER, 6 x 12
15	MB021 143	1			PLATE, Rod
16	MB401 028	1			LATCH, Hood
17	MB401 007	1			ROD, Hood Support
18	MB021 285	1			BUSHING, Rod
19	MB021 372	1			BRACKET, Release Cable
20	MF351 030	2			SCREW and WASHER, 6 x 12
21	#MS240 021	2			BOLT and WASHER, 6 x 16
22	MB401 008	1			HOOK, Hood
23	#MB274 185	1			PROTECTOR, Lock Cable Hood Release

<b>ENGINE:</b>	P=1800 cc	A=2000 cc	<b>TRANS:</b>	A=Automatic
Blank=All	K=1600 cc (w/o Balance Shaft)	F=2600 cc (Car)	Blank=All	M=All Manual
Q=1500 cc	W=2600 cc (Truck)	V=3000 cc		8=4 x 2 Manual
<b>SERIES:</b>	H=High	<b>MODELS:</b>	24 FWD=2-Dr Hatchback (Colt LA=Colt 100/Eagle Vista)	24 RWD=2-Dr Hatchback (Conquest)
L=Low	E=Economy		41 FWD=4-Dr Sedan (Colt LA=Colt 100/Eagle Vista)	24 FWD=2-Dr Hatchback (Colt LC/Colt 200)
M=Medium	P=Premium		45 FWD-4WD=Sta.Wgn. (Colt LA)	41 FWD=4-Dr Sedan (Colt Summit LC/Colt 200)
			H41 FWD=4-Dr Sedan (2000 GTX)	45 FWD-4WD=Sta.Wgn. (Vista)
			27 RWD-4WD=Pickup(Ram 50,Pwr.Ram 50)	27 4WD=Sport Utility (Raider)
			NOTE: Colt LA 24-41 models and H41 2000 GTX "are Canada only"	

9769 7900

GLASS WINDSHIELD  
 27 RAIDER



# 1989 IMPORT PARTS CATALOG

BODY - SHEET METAL  
EXCEPT DOORS

Figure 23A-7900  
Illus. Page 23A-179

ITEM	PART NUMBER	QTY	BODY	MODEL	DESCRIPTION
------	-------------	-----	------	-------	-------------

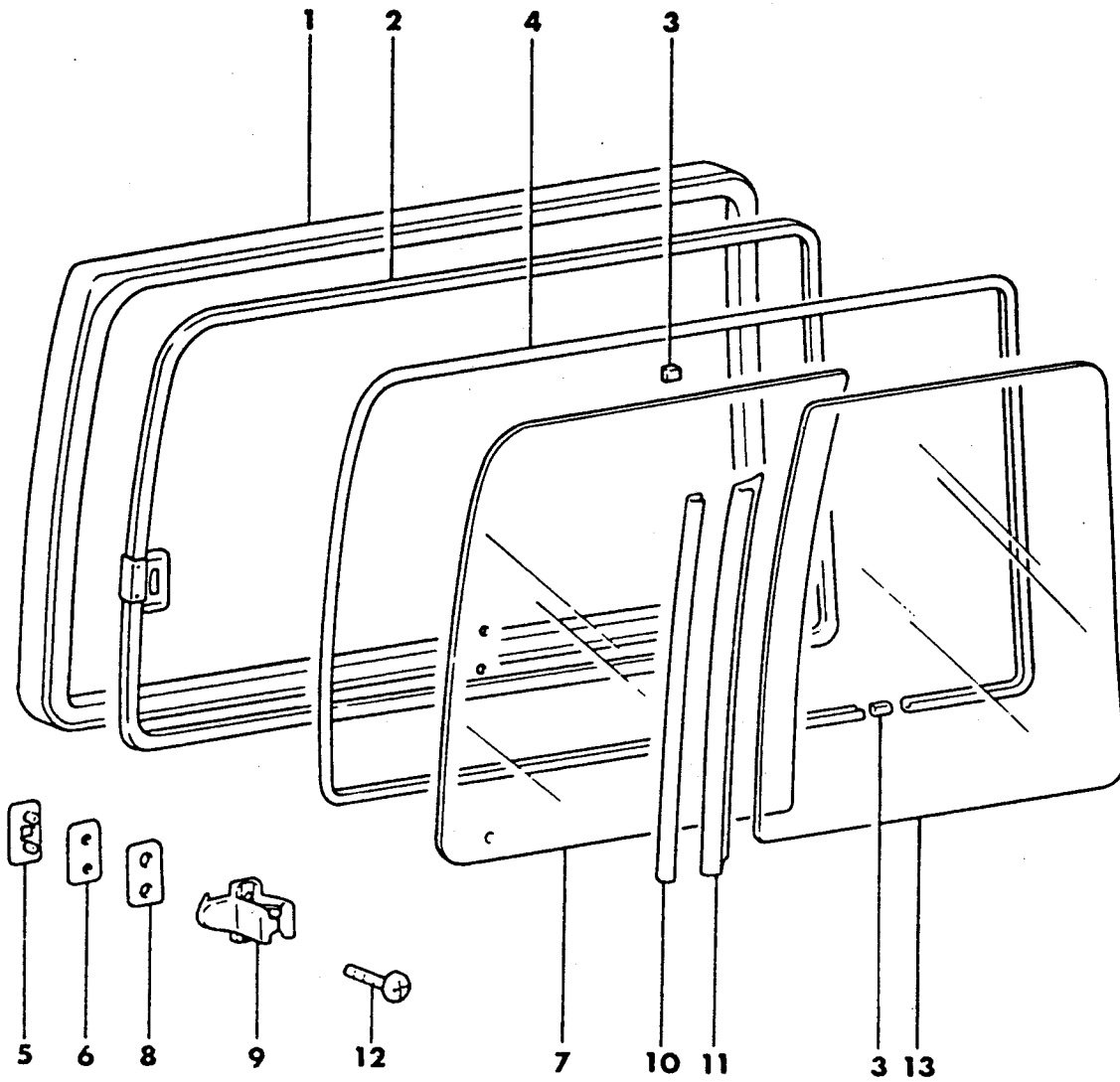
## GLASS WINDSHIELD 27 RAIDER

1					GLASS Windshield
	MB198 745	1			Blue
	MB607 044				Green
2	MB198 776	1			WEATHERSTRIP

<b>ENGINE:</b>		P=1800 cc	A=2000 cc	<b>TRANS:</b>		A=Automatic
Blank=All		K=1600 cc (w/o Balance Shaft)	F=2600 cc (Car)	Blank=All		M=All Manual
Q=1500 cc		W=2600 cc (Truck)	V=3000 cc			8=4 x 2 Manual
<b>SERIES:</b>		H=High	<b>MODELS:</b>		24 FWD=2-Dr Hatchback (Colt LA=Colt 100/Eagle Vista)	24 RWD=2-Dr Hatchback (Conquest)
L=Low		E=Economy			41 FWD=4-Dr Sedan (Colt LA=Colt 100/Eagle Vista)	24 FWD=2-Dr Hatchback (Colt LC/Colt 200)
M=Medium		P=Premium			45 FWD-4WD=Sta.Wgn. (Colt LA)	41 FWD=4-Dr Sedan (Colt Summit LC/Colt 200)
					H41 FWD=4-Dr Sedan (2000 GTX)	45 FWD-4WD=Sta.Wgn. (Vista)
					27 RWD-4WD=Pickup(Ram 50,Pwr.Ram 50)	27 4WD=Sport Utility (Raider)
NOTE: Colt LA 24-41 models and H41 2000 GTX "are Canada only"						

9769 8000

GLASS QUARTER WINDOW  
27 RAIDER





# 1989 IMPORT PARTS CATALOG

BODY - SHEET METAL  
EXCEPT DOORS

Figure 23A-8000  
Illus. Page 23A-181

ITEM	PART NUMBER	QTY	BODY	MODEL	DESCRIPTION
------	-------------	-----	------	-------	-------------

## GLASS QUARTER WINDOW 27 RAIDER

1					WEATHERSTRIP, Quarter Window
	MB646 863	1			Left
	MB646 864	1			Right
2					SASH ASSEMBLY, Quarter Window
	MB646 869	1			Left
	MB646 870	1			Right
3	MB023 838	4			STOPPER
4	MB198 742	2			CHANNEL
5	MB134 118	2			CONNECTOR
6	MB134 117	2			PACKING
7					GLASS, Quarter Window Front
	MB198 757	1			Blue, Left
	#MB198 758	1			Blue, Right
	MB198 755	1			Clear Left
	MB198 756	1			Clear Right
8	MB132 174	2			PACKING
9	MB134 115	2			LOCK, Side Glass
10	MB198 772	2			HOLDER
11	MB646 867	2			SEAL, Quarter Window Glass
12	MF350 265	4			SCREW and WASHER, 4 x 12
13					GLASS, Quarter Window Rear
	MB198 765	1			Blue, Left
	MB198 766	1			Blue, Right
	MB198 763	1			Clear Left
	MB198 764	1			Clear Right
	MB646 862	4			SPACER

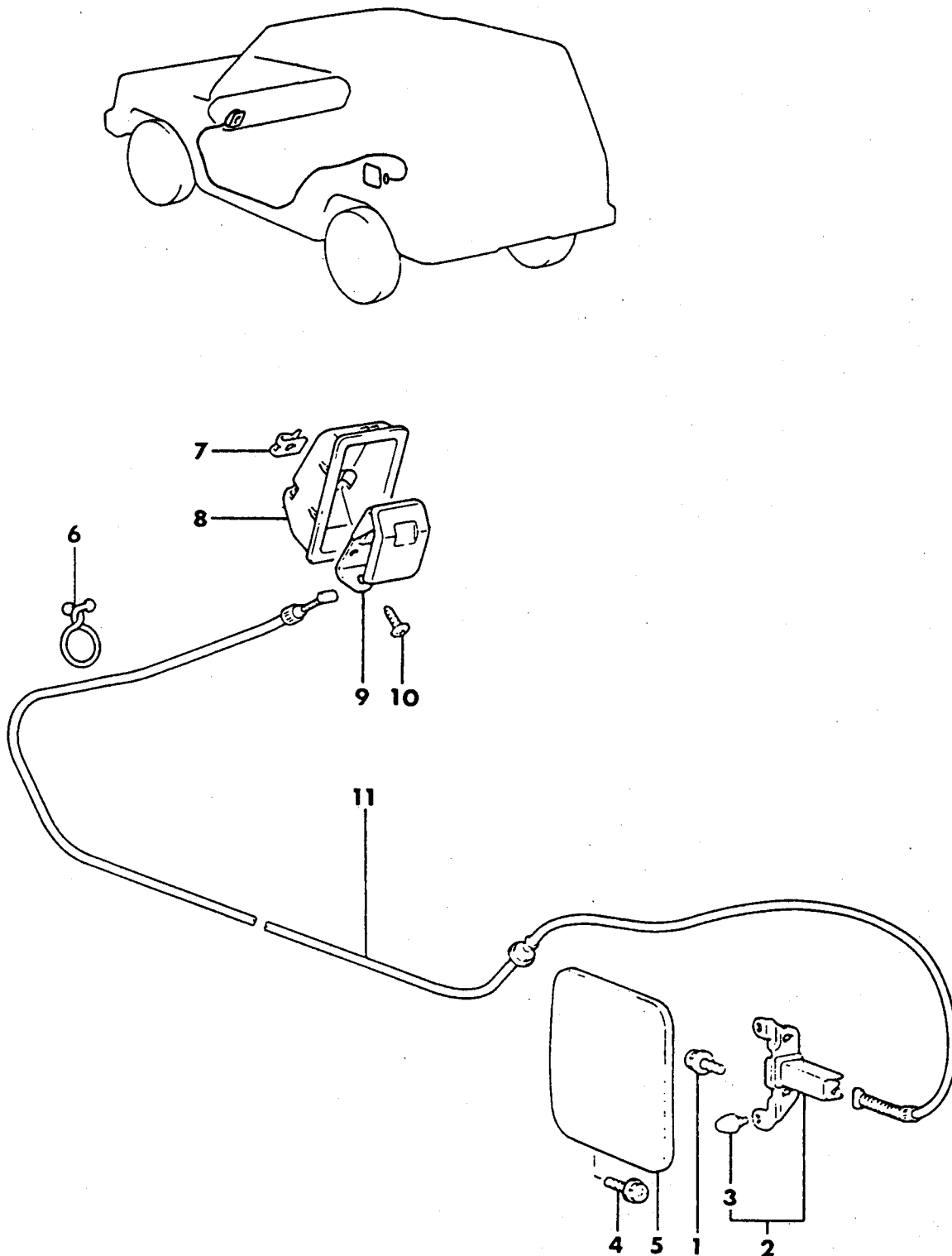
<b>ENGINE:</b>		P=1800 cc	A=2000 cc	<b>TRANS:</b>	A=Automatic
Blank=All		K=1600 cc (w/o Balance Shaft)	F=2600 cc (Car)	Blank=All	M=All Manual
Q=1500 cc		W=2600 cc (Truck)	V=3000 cc		8=4 x 2 Manual
<b>SERIES:</b>		H=High	<b>MODELS:</b>		24 FWD=2-Dr Hatchback (Colt LA=Colt 100/Eagle Vista)
L=Low		E=Economy	41 FWD=4-Dr Sedan (Colt LA=Colt 100/Eagle Vista)		24 FWD=2-Dr Hatchback (Colt LC/Colt 200)
M=Medium		P=Premium	45 FWD=4WD=Sta.Wgn. (Colt LA)		41 FWD=4-Dr Sedan (Colt Summit LC/Colt 200)
			H41 FWD=4-Dr Sedan (2000 GTX)		45 FWD=4WD=Sta.Wgn. (Vista)
			27 RWD=4WD=Pickup(Ram 50,Pwr.Ram 50)		27 4WD=Sport Utility (Raider)
			NOTE: Colt LA 24-41 models and H41 2000 GTX "are Canada only"		

AR=Use as Required # =New Part Number — =Non Illustrated Part P.A.R.=Paint as Required

NOVEMBER, 1989

FUEL FILLER DOOR AND DOOR RELEASE LATCH  
27 RAIDER

9769 8100



# 1989 IMPORT PARTS CATALOG

BODY - SHEET METAL  
EXCEPT DOORS

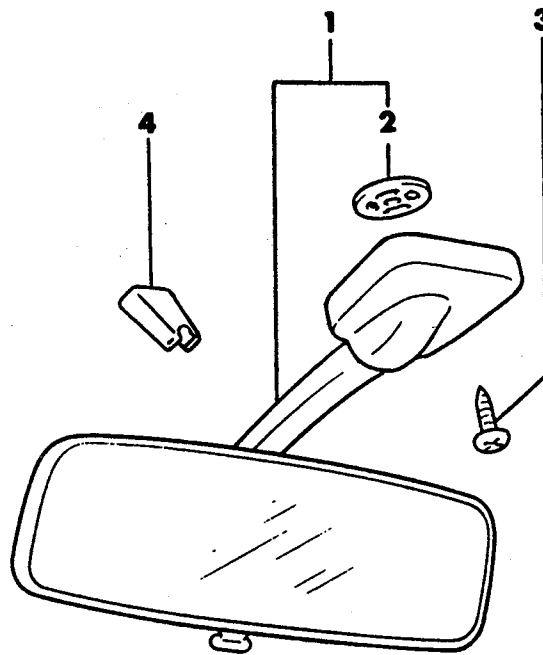
Figure 23A-8100  
Illus. Page 23A-183

ITEM	PART NUMBER	QTY	BODY	MODEL	DESCRIPTION
------	-------------	-----	------	-------	-------------

## FUEL FILLER DOOR AND DOOR RELEASE LATCH 27 RAIDER

1	MU240 085	2			BOLT and WASHER, 5 x 12
2	MB023 161	1			HOOK, Fuel Filler Door Lock
3	#MA141 871	2			DAMPER
4	MU240 085	2			BOLT and WASHER, 5 x 12
5	MB408 807	1			LID, Fuel Filler
6	MS470 369	1			CLIP, Snap 13-13
7	MB135 995	2			NUT and SPRING
8	MB401 210	1			COVER, Handle
9	MB023 215	1			HANDLE, Lock Release
10	#MF453 091	2			SCREW, Tapping 5 x 12
11	MB023 211	1			CABLE

<b>ENGINE:</b>		P=1800 cc	A=2000 cc	<b>TRANS:</b>	A=Automatic
Blank=All		K=1600 cc (w/o Balance Shaft)	F=2600 cc (Car)	Blank=All	M=All Manual
Q=1500 cc		W=2600 cc (Truck)	V=3000 cc		8=4 x 2 Manual
<b>SERIES:</b>	H=High	<b>MODELS:</b>	24 FWD=2-Dr Hatchback (Colt LA=Colt 100/Eagle Vista)	24 RWD=2-Dr Hatchback (Conquest)	
L=Low	E=Economy		41 FWD=4-Dr Sedan (Colt LA=Colt 100/Eagle Vista)	24 FWD=2-Dr Hatchback (Colt LC/Colt 200)	
M=Medium	P=Premium		45 FWD-4WD=Sta.Wgn. (Colt LA)	41 FWD=4-Dr Sedan (Colt Summit LC/Colt 200)	
			H41 FWD=4-Dr Sedan (2000 GTX)	45 FWD-4WD=Sta.Wgn. (Vista)	
			27 RWD-4WD=Pickup(Ram 50,Pwr.Ram 50)	27 4WD=Sport Utility (Raider)	
			NOTE: Colt LA 24-41 models and H41 2000 GTX "are Canada only"		

**9769 8200 A****MIRROR INTERIOR REAR VIEW  
27 RAIDER**

# 1989 IMPORT PARTS CATALOG

BODY - SHEET METAL  
EXCEPT DOORS

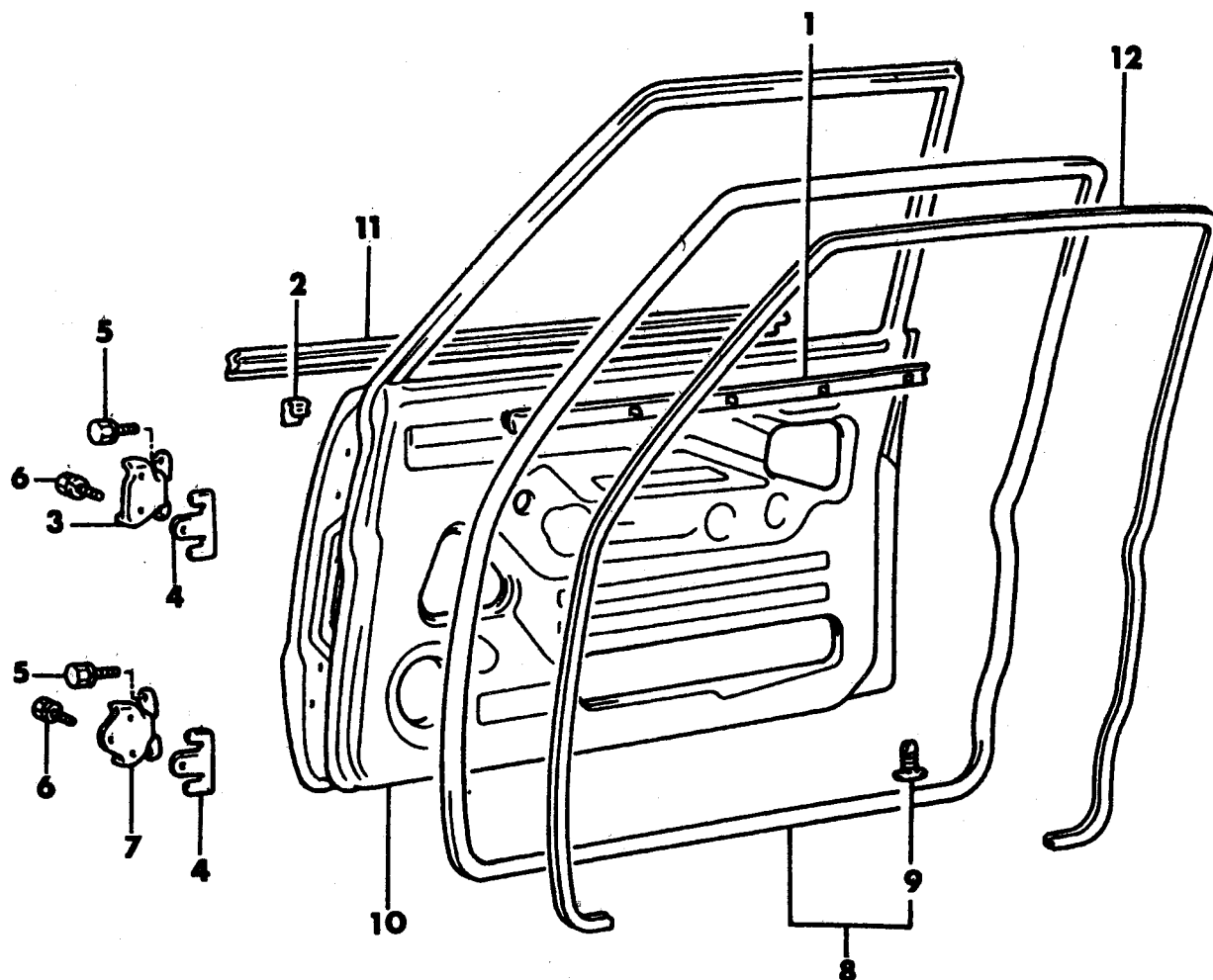
Figure 23A-8200  
Illus. Page 23A-185

ITEM	PART NUMBER	QTY	BODY	MODEL	DESCRIPTION
------	-------------	-----	------	-------	-------------

## MIRROR INTERIOR REAR VIEW 27 RAIDER

1					MIRROR
	MB734 762	1			Gray
	MB735 055	1			Beige
2	MB178 921	1			SPRING
3	#MF453 988	3			SCREW
4	MB619 871	1			PAMPER

<b>ENGINE:</b>		P=1800 cc	A=2000 cc	<b>TRANS:</b>		A=Automatic
Blank=All		K=1600 cc (w/o Balance Shaft)	F=2600 cc (Car)	Blank=All		M=All Manual
Q=1500 cc		W=2600 cc (Truck)	V=3000 cc			8=4 x 2 Manual
<b>SERIES:</b>		H=High	<b>MODELS:</b>		24 FWD=2-Dr Hatchback (Colt LA=Colt 100/Eagle Vista)	24 RWD=2-Dr Hatchback (Conquest)
L=Low	E=Economy			41 FWD=4-Dr Sedan (Colt LA=Colt 100/Eagle Vista)		24 FWD=2-Dr Hatchback (Colt LC/Colt 200)
M=Medium	P=Premium			45 FWD-4WD=Sta.Wgn. (Colt LA)		41 FWD=4-Dr Sedan (Colt Summit LC/Colt 200)
				H41 FWD=4-Dr Sedan (2000 GTX)		45 FWD-4WD=Sta.Wgn. (Vista)
				27 RWD-4WD=Pickup(Ram 50,Pwr.Ram 50)		27 4WD=Sport Utility (Raider)
NOTE: Colt LA 24-41 models and H41 2000 GTX "are Canada only"						

**9771 3400 A**DOOR, FRONT  
SHELL, HINGES AND WEATHERSTRIPS  
27 - RAIDER

# 1989 IMPORT PARTS CATALOG

BODY - DOORS AND  
RELATED PARTS

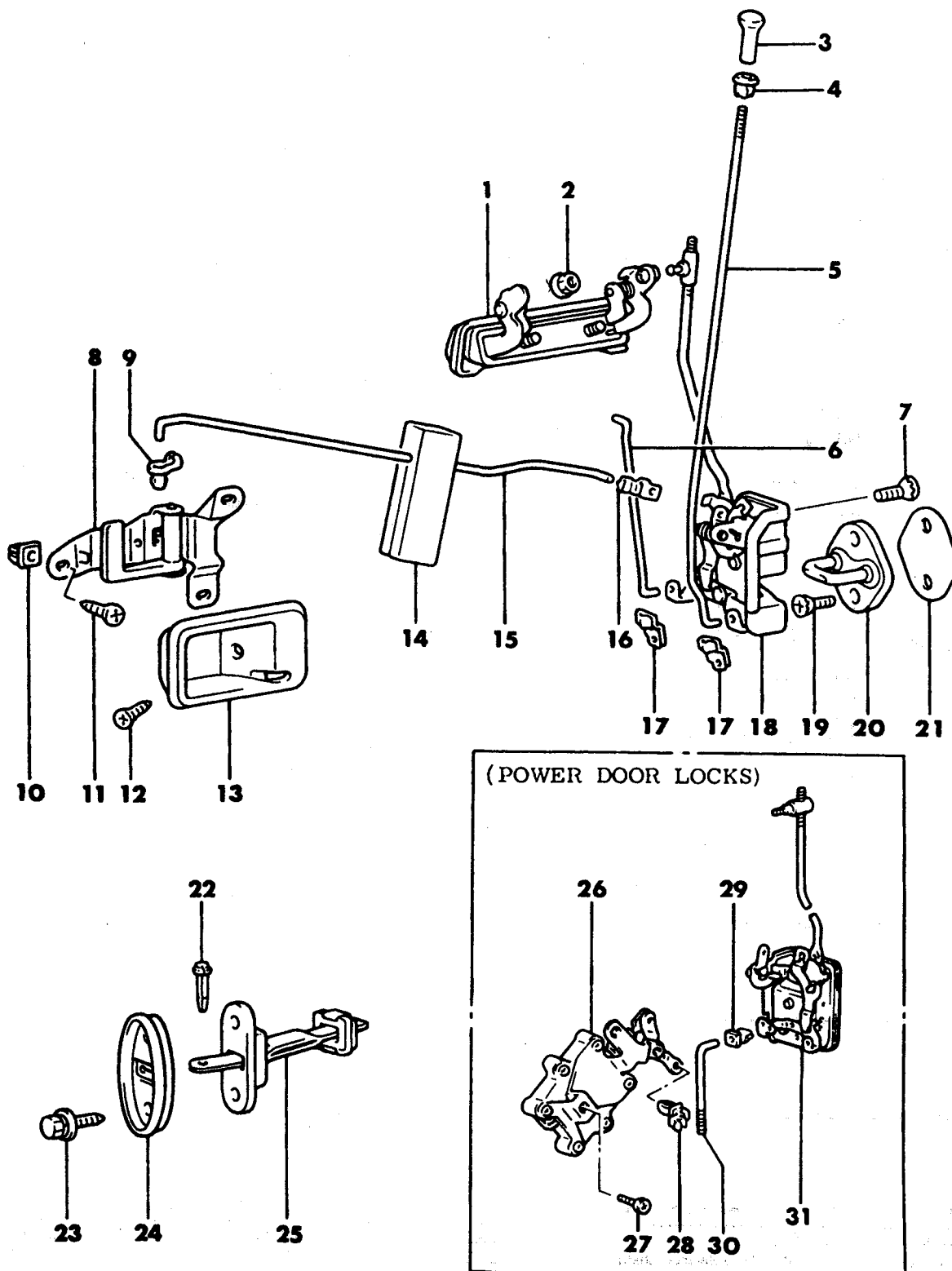
Figure 23C-3400  
Illus. Page 23C-93

ITEM	PART NUMBER	QTY	BODY	MODEL	DESCRIPTION
DOOR, FRONT					
SHELL, HINGES AND WEATHERSTRIPS					
27 - RAIDER					
1	MB227 667	2			WEATHERSTRIP, Inner
2	MB134 180	10			CLIP
3					HINGE, Upper
	MB227 227	1			Left
	MB227 228	1			Right
4					SHIM, Hinge
	MB142 638	AR			t=0.8
	MB142 639	AR			t=2.3
5	MB177 701	8			BOLT
6	MS240 216	10			BOLT
7					HINGE, Lower
	MB227 225	1			Left
	MB227 226	1			Right
8					WEATHERSTRIP, Door Opening
	MB227 663	1			Left
	MB227 664	1			Right
9	MB105 489	46			CLIP
10					PANEL, Door
	MB275 442	1			Left
	MB593 047	1			Left, w/Low Mount Mirror
	MB275 443	1			Right
	MB593 048	1			Right, w/Low Mount Mirror
11					WEATHERSTRIP, Outer
	MB364 413	1			Left
	MB364 414	1			Right
12					WEATHERSTRIP, Door Opening, Inner
	MB745 623	1			Grey, Left
	MB745 626	1			Grey, Right
	MB745 625	1			Beige, Left
	MB745 628	1			Beige, Right

<b>ENGINE:</b>	P=1800 cc	A=2000 cc	<b>TRANS:</b>	A=Automatic
Blank=All	K=1600 cc (w/o Balance Shaft)	F=2600 cc (Car)	Blank=All	M=All Manual
Q=1500 cc	W=2600 cc (Truck)	V=3000 cc		8=4 x 2 Manual
<b>SERIES:</b>	H=High	<b>MODELS:</b>	24 FWD=2-Dr Hatchback (Colt LA=Colt 100/Eagle Vista)	24 RWD=2-Dr Hatchback (Conquest)
L=Low	E=Economy		41 FWD=4-Dr Sedan (Colt LA=Colt 100/Eagle Vista)	24 FWD=2-Dr Hatchback (Colt LC/Colt 200)
M=Medium	P=Premium		45 FWD-4WD=Sta.Wgn. (Colt LA)	41 FWD=4-Dr Sedan (Colt Summit LC/Colt 200)
			H41 FWD=4-Dr Sedan (2000 GTX)	45 FWD-4WD=Sta.Wgn. (Vista)
			27 RWD-4WD=Pickup(Ram 50,Pwr.Ram 50)	27 4WD=Sport Utility (Raider)
			NOTE: Colt LA 24-41 models and H41 2000 GTX "are Canada only"	

9771 3500

DOOR, FRONT  
 HANDLES, LOCKS AND CONTROLS  
 27 - RAIDER





# 1989 IMPORT PARTS CATALOG

BODY - DOORS AND  
RELATED PARTS

Figure 23C-3500  
Illus. Page 23C-95

ITEM	PART NUMBER	QTY	BODY	MODEL	DESCRIPTION
DOOR, FRONT HANDLES, LOCKS AND CONTROLS 27 - RAIDER					
1					HANDLE, Outside
	MB321 071	1			Left
	MB321 072	1			Right
2	MS440 502	4			NUT
3	MB133 613	2			KNOB, Lock
4	MB422 215	2			BUSHING, Knob
5					ROD, Inside Lock
	MB227 795	1			Left
	MB227 796	1			Right
6					ROD, Outside Lock
	MB227 799	1			Left
	MB227 800	1			Right
7	MU340 025	6			SCREW
8					HANDLE, Inside
	MB177 675	1			Left
	MB177 676	1			Right
9	MB142 986	2			ROD, Snap
10	MB223 246	6			GROMMET, Screw
11	#MF453 046	6			SCREW
12	MF457 293	2			SCREW
13					COVER, Handle
	MB227 115	1			Left, Grey
	MB734 736	1			Left, Brown
	MB227 116	1			Right, Grey
	MB734 737	1			Right, Brown
14	MB134 382	2			CUSHION, Inside Handle Rod
15					ROD, Inside Handle
	MB227 673	1			Left
	MB227 674	1			Right
16					ROD, Snap
	MB257 145	1			
	MB257 146	1			
17					ROD, Snap
	MB257 145	2			
	MB257 146	2			
18					LATCH, Door
	MB632 553	1			Left
	MB632 554	1			Right
19	MU340 028	4			SCREW
20	MB574 965	2			STRIKER, Door
21	MB574 973	AR			SHIM, Striker
22	MB177 700	2			PIN
23	MS240 042	4			BOLT
24	MB142 987	2			COVER, Check
25	MB257 677	2			CHECK, Door
26					ACTUATOR, Lock
	MB422 953	1			Left
	MB422 954	1			Right
27	MF360 790	4			SCREW

<b>ENGINE:</b>	P=1800 cc	A=2000 cc	<b>TRANS:</b>	A=Automatic
Blank=All	K=1600 cc (w/o Balance Shaft)	F=2600 cc (Car)	Blank=All	M=All Manual
Q=1500 cc	W=2600 cc (Truck)	V=3000 cc		8=4 x 2 Manual
<b>SERIES:</b>	H=High	<b>MODELS:</b>	24 FWD=2-Dr Hatchback (Colt LA=Colt 100/Eagle Vista)	24 RWD=2-Dr Hatchback (Conquest)
L=Low	E=Economy		41 FWD=4-Dr Sedan (Colt LA=Colt 100/Eagle Vista)	24 FWD=2-Dr Hatchback (Colt LC/Colt 200)
M=Medium	P=Premium		45 FWD=4WD=Sta.Wgn. (Colt LA)	41 FWD=4-Dr Sedan (Colt Summit LC/Colt 200)
			H41 FWD=4-Dr Sedan (2000 GTX)	45 FWD=4WD=Sta.Wgn. (Vista)
			27 RWD=4WD=Pickup(Ram 50,Pwr.Ram 50)	27 4WD=Sport Utility (Raider)
			NOTE: Colt LA 24-41 models and H41 2000 GTX "are Canada only"	

AR=Use as Required # =New Part Number - =Non Illustrated Part P.A.R.=Paint as Required

NOVEMBER, 1989

# 1989 IMPORT PARTS CATALOG

Figure 23C-3500  
Illus. Page 23C-96

BODY - DOORS AND  
RELATED PARTS

ITEM	PART NUMBER	QTY	BODY	MODEL	DESCRIPTION
------	-------------	-----	------	-------	-------------

DOOR, FRONT  
HANDLES, LOCKS AND CONTROLS  
27 - RAIDER

28	#MU481 006	2			HOLDER, Rod
29	MB421 330	2			SNAP, Rod
30	MB422 963	2			ROD, Actuator
31					LATCH, Door
	MB632 555	1			Left
	MB632 556	1			Right

<b>ENGINE:</b>	P=1800 cc	A=2000 cc	<b>TRANS:</b>	A=Automatic
Blank=All	K=1600 cc (w/o Balance Shaft)	F=2600 cc (Car)	Blank=All	M=All Manual
Q=1500 cc	W=2600 cc (Truck)	V=3000 cc		8=4 x 2 Manual
<b>SERIES:</b>	H=High	<b>MODELS:</b>	24 FWD=2-Dr Hatchback (Colt LA=Colt 100/Eagle Vista)	24 RWD=2-Dr Hatchback (Conquest)
L=Low	E=Economy		41 FWD=4-Dr Sedan (Colt LA=Colt 100/Eagle Vista)	24 FWD=2-Dr Hatchback (Colt LC/Colt 200)
M=Medium	P=Premium		45 FWD-4WD=Sta.Wgn. (Colt LA)	41 FWD=4-Dr Sedan (Colt Summit LC/Colt 200)
			H41 FWD=4-Dr Sedan (2000 GTX)	45 FWD-4WD=Sta.Wgn. (Vista)
			27 RWD-4WD=Pickup(Ram 50,Pwr.Ram 50)	27 4WD=Sport Utility (Raider)
			NOTE: Colt LA 24-41 models and H41 2000 GTX "are Canada only"	

AR=Use as Required # =New Part Number - =Non Illustrated Part P.A.R.=Paint as Required

NOVEMBER, 1989

## 1989 IMPORT PARTS CATALOG

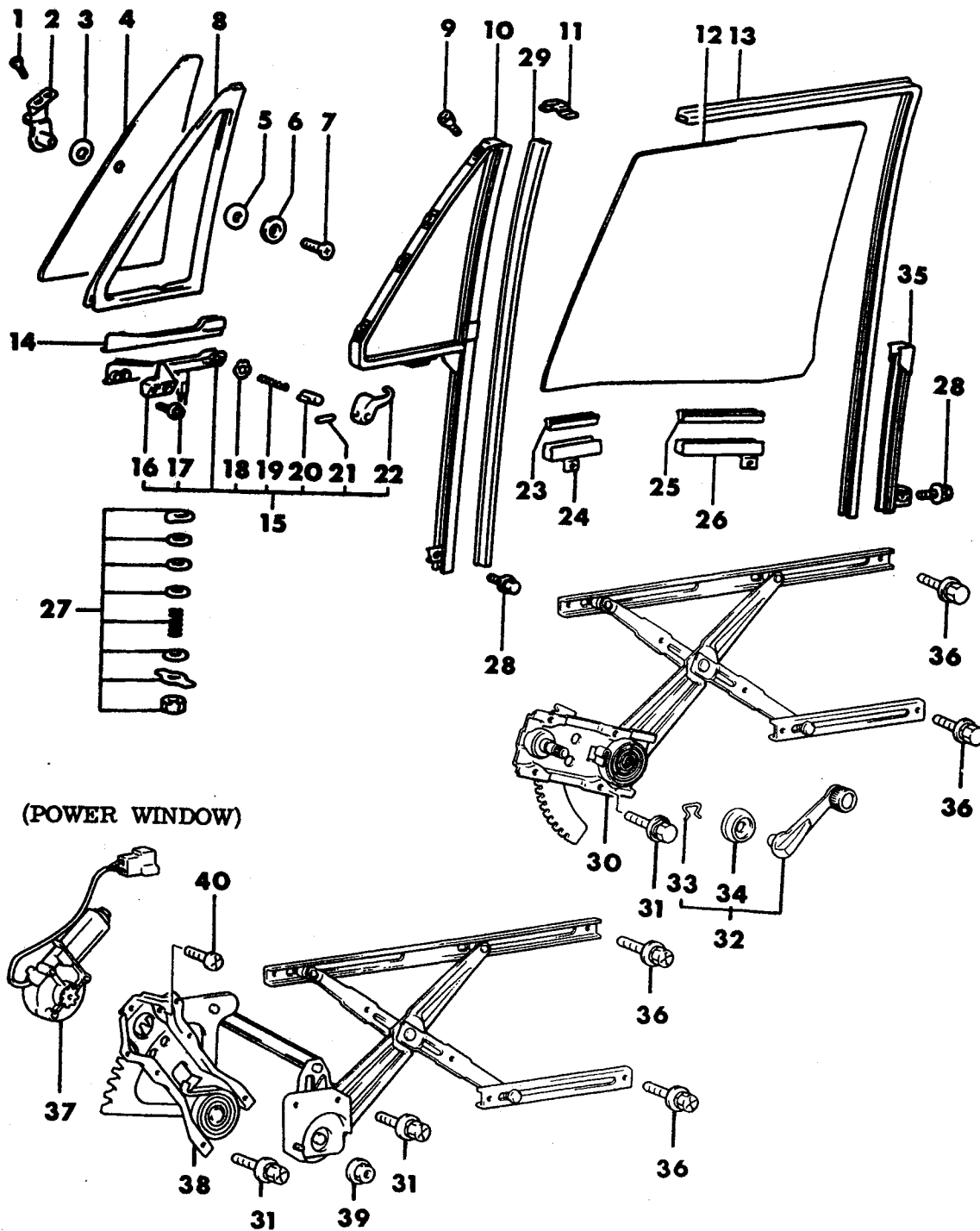
BODY - DOORS AND  
RELATED PARTS

Illus. Page 23C-97

---

9771 3600 A

DOOR, FRONT  
GLASS, REGULATORS AND HANDLES  
27 - RAIDER



# 1989 IMPORT PARTS CATALOG

BODY - DOORS AND  
RELATED PARTS

Figure 23C-3600  
Illus. Page 23C-99

ITEM	PART NUMBER	QTY	BODY	MODEL	DESCRIPTION
DOOR, FRONT					
GLASS, REGULATORS AND HANDLES					
27 - RAIDER					
1	MF201 501	4			SCREW
2					HINGE
	MB227 777	1			Left
	MB227 778	1			Right
3	MB365 953	2			PACKING
4					GLASS, Vent
	MB227 789	1			Left
	MB227 790	1			Right
5	MB133 710	2			PACKING
6	MB133 711	2			WASHER
7	MF200 947	2			SCREW
8					WEATHERSTRIP, Vent Glass
	MB227 769	1			Left
	MB227 770	1			Right
9	MF360 767	8			SCREW
10					SASH, Ventilator
	MB365 633	1			Left
	MB365 634	1			Right
11	MB069 317	2			PROTECTOR, Center Sash
12					GLASS, Door
	MB513 135	1			Left
	MB513 136	1			Right
13	MB227 780	2			RUN, Door Glass
14					PAD, Vent Glass
	MB227 773	1			Left
	MB227 774	1			Right
15					SASH, Ventilator
	MB364 551	1			Left
	MB364 552	1			Right
16	MB364 548	2			HANDLE, Ventilator
17	MF351 008	4			SCREW
18	MA165 819	2			WASHER
19	MA165 818	2			SPRING
20	MA165 817	2			BUTTON
21	MA165 820	2			PIN
22					HANDLE, Vent Glass Lock
	MA165 815	1			Left
	MA165 816	1			Right
23	MB068 853	2			PAD, Glass
24	MB257 900	2			HOLDER, Glass
25	MB068 853	2			PAD, Glass
26					HOLDER, Glass
	MB257 425	1			Left
	MB257 426	1			Right
27	# MB241 232	2			PACKAGE, Ventilator Sash, Includes Items 28-34
28	MU240 087	6			BOLT
29	MB227 779	2			CHANNEL, Glass
30					REGULATOR, Glass
	MB257 901	1			Left

<b>ENGINE:</b>	P=1800 cc	A=2000 cc	<b>TRANS:</b>	A=Automatic
Blank=All	K=1600 cc (w/o Balance Shaft)	F=2600 cc (Car)	Blank=All	M=All Manual
Q=1500 cc	W=2600 cc (Truck)	V=3000 cc		8=4 x 2 Manual
<b>SERIES:</b>	H=High	<b>MODELS:</b> 24 FWD=2-Dr Hatchback (Colt LA=Colt 100/Eagle Vista)	24 RWD=2-Dr Hatchback (Conquest)	
L=Low	E=Economy	41 FWD=4-Dr Sedan (Colt LA=Colt 100/Eagle Vista)	24 FWD=2-Dr Hatchback (Colt LC/Colt 200)	
M=Medium	P=Premium	45 FWD=4WD=Sta.Wgn. (Colt LA)	41 FWD=4-Dr Sedan (Colt Summit LC/Colt 200)	
		H41 FWD=4-Dr Sedan (2000 GTX)	45 FWD=4WD=Sta.Wgn. (Vista)	
		27 RWD=4WD=Pickup(Ram 50,Pwr.Ram 50)	27 4WD=Sport Utility (Raider)	
NOTE: Colt LA 24-41 models and H41 2000 GTX "are Canada only"				

# 1989 IMPORT PARTS CATALOG

Figure 23C-3600  
Illus. Page 23C-100

BODY - DOORS AND  
RELATED PARTS

ITEM	PART NUMBER	QTY	BODY	MODEL	DESCRIPTION
DOOR, FRONT					
GLASS, REGULATORS AND HANDLES					
27 - RAIDER					
	MB257 902	1			Right
31	MB036 396	8			BOLT
32					HANDLE, Regulator
	MB703 792	2			Grey
	MB734 744	2			Brown
33	MA165 425	2			CLIP
34					ESCUTCHEON
	MB707 863	2			Grey
	MB734 743	2			Brown
35					SASH, Lower
	MB257 903	1			Left
	MB257 904	1			Right
36	MS240 452	8			BOLT
37					MOTOR, Regulator
	MB171 249	1			Left
	MB171 250	1			Right
38					REGULATOR, Electric
	MB257 447	1			Left
	MB257 448	1			Right
39	MS440 502	2			NUT
40	MU200 016	6			SCREW

<b>ENGINE:</b>		P=1800 cc	A=2000 cc	<b>TRANS:</b>	A=Automatic
Blank=All		K=1600 cc (w/o Balance Shaft)	F=2600 cc (Car)	Blank=All	M=All Manual
Q=1500 cc		W=2600 cc (Truck)	V=3000 cc		8=4 x 2 Manual
<b>SERIES:</b>	H=High	<b>MODELS:</b>		24 FWD=2-Dr Hatchback (Colt LA=Colt 100/Eagle Vista)	24 RWD=2-Dr Hatchback (Conquest)
L=Low	E=Economy	41 FWD=4-Dr Sedan (Colt LA=Colt 100/Eagle Vista)		24 FWD=2-Dr Hatchback (Colt LC/Colt 200)	
M=Medium	P=Premium	45 FWD-4WD=Sta.Wgn. (Colt LA)		41 FWD=4-Dr Sedan (Colt Summit LC/Colt 200)	
		H41 FWD=4-Dr Sedan (2000 GTX)		45 FWD-4WD=Sta.Wgn. (Vista)	
		27 RWD-4WD=Pickup(Ram 50,Pwr.Ram 50)		27 4WD=Sport Utility (Raider)	
		NOTE: Colt LA 24-41 models and H41 2000 GTX "are Canada only"			

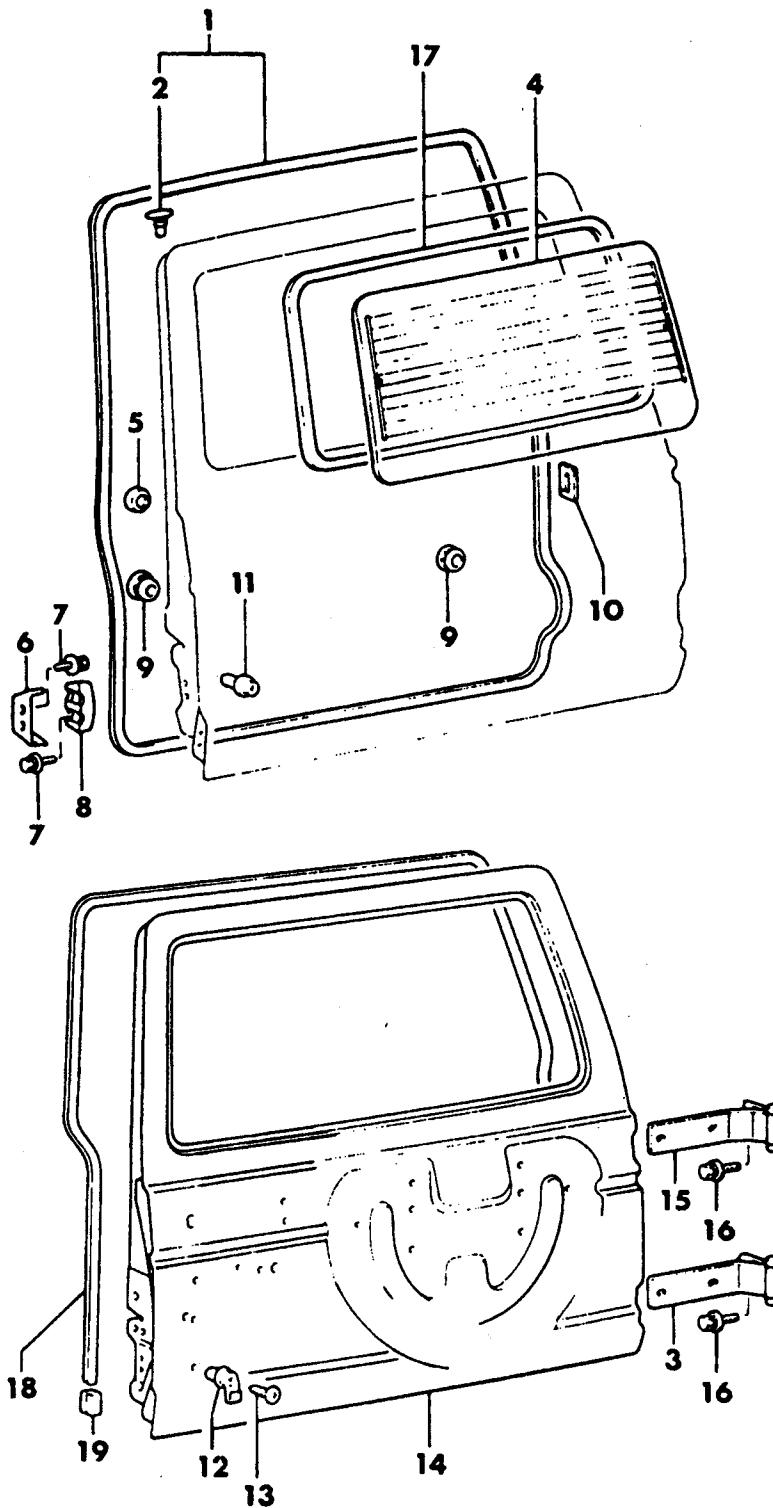
AR=Use as Required # = New Part Number -- Non Illustrated Part P.A.R.=Paint as Required

NOVEMBER, 1989



9771 3700

DOOR, REAR  
 SHELL, HINGES, GLASS AND WEATHERSTRIPS  
 27 - RAIDER





# 1989 IMPORT PARTS CATALOG

BODY - DOORS AND  
RELATED PARTS

Figure 23C-3700  
Illus. Page 23C-103

ITEM	PART NUMBER	QTY	BODY	MODEL	DESCRIPTION
DOOR, REAR					
SHELL, HINGES, GLASS AND WEATHERSTRIPS					
27 - RAIDER					
1	MB422 868	1			WEATHERSTRIP, Door Opening
2	MB105 489	AR			CLIP
3	MB112 795	1			HINGE, Lower
4					GLASS, Door
	MB198 773	1			
	MB510 528	1			Heated
5	#MB112 092	1			BUMPER
6	#MB337 494	1			BUMPER
7	MU240 089	4			BOLT
8	MB112 760	1			BUMPER
9	MU670 024	2			PLUG
10	MB112 817	1			PACKING
11	MB344 630	2			GROMMET, Screw
12	MB422 840	2			GROMMET, Screw
13	MF456 111	2			SCREW
14	MB275 653	1			PANEL, Door
15	MB112 558	1			HINGE, Upper
16	MF244 881	10			BOLT
17	#MB198 777	1			WEATHERSTRIP, Glass
18					WEATHERSTRIP, Door Opening
	MB745 647	1			Grey
	MB745 650	1			Beige
19					JOINT
	MB734 863	2			Grey
	MB734 864	2			Beige

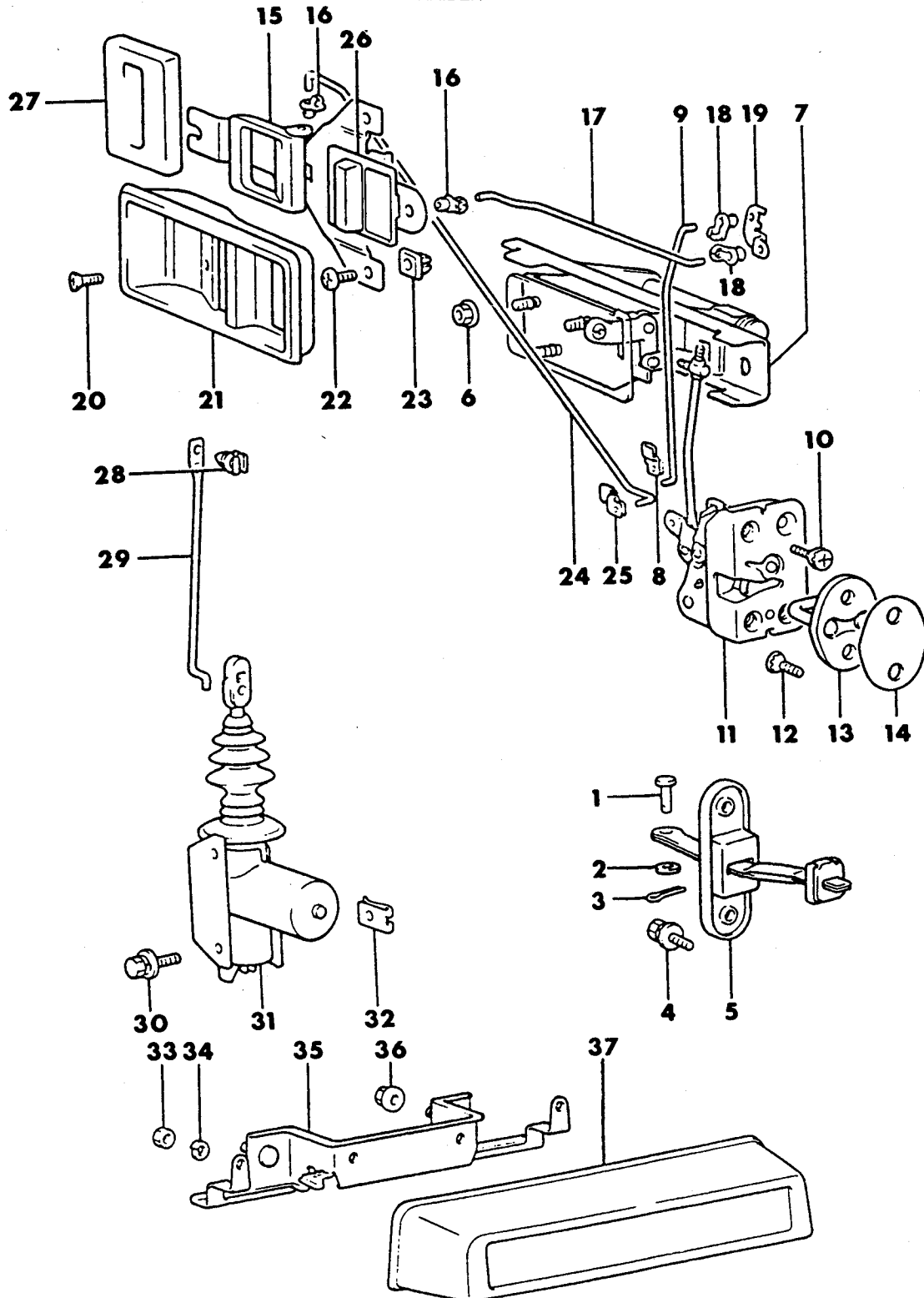
<b>ENGINE:</b>		P=1800 cc	A=2000 cc	<b>TRANS:</b>		A=Automatic
Blank=All		K=1600 cc (w/o Balance Shaft)	F=2600 cc (Car)	Blank=All		M=All Manual
Q=1500 cc		W=2600 cc (Truck)	V=3000 cc			8=4 x 2 Manual
<b>SERIES:</b>		H=High	<b>MODELS:</b>		24 FWD=2-Dr Hatchback (Colt LA=Colt 100/Eagle Vista)	24 RWD=2-Dr Hatchback (Conquest)
L=Low		E=Economy			41 FWD=4-Dr Sedan (Colt LA=Colt 100/Eagle Vista)	24 FWD=2-Dr Hatchback (Colt LC/Colt 200)
M=Medium		P=Premium			45 FWD=4WD=Sta.Wgn. (Colt LA)	41 FWD=4-Dr Sedan (Colt Summit LC/Colt 200)
					H41 FWD=4-Dr Sedan (2000 GTX)	45 FWD=4WD=Sta.Wgn. (Vista)
					27 RWD=4WD=Pickup(Ram 50,Pwr.Ram 50)	27 4WD=Sport Utility (Raider)
					NOTE: Colt LA 24-41 models and H41 2000 GTX "are Canada only"	

AR=Use as Required # =New Part Number -- Non Illustrated Part P.A.R.=Paint as Required

NOVEMBER, 1989

9771 3800

DOOR, REAR  
HANDLES, LOCKS AND CONTROLS  
27 - RAIDER



# 1989 IMPORT PARTS CATALOG

BODY - DOORS AND  
RELATED PARTS

Figure 23C-3800  
Illus. Page 23C-105

ITEM	PART NUMBER	QTY	BODY	MODEL	DESCRIPTION
DOOR, REAR					
HANDLES, LOCKS AND CONTROLS					
27 - RAIDER					
1	MF473 445	1			PIN
2	#MF450 004	2			WASHER
3	MF472 014	1			PIN
4	MS240 042	2			BOLT
5	MB537 123	1			CHECK, Door
6	MS440 501	2			NUT
7	MB112 561	1			HANDLE, Exterior
8	MB257 146	1			SNAP, Rod
9	MB112 756	1			ROD, Exterior Lock
10	MU340 025	3			SCREW
11	MB258 405	1			LATCH, Door
12	MU340 028	2			SCREW
13	MB365 673	1			STRIKER
14	MB574 973	AR			SHIM, Striker
15	MB177 703	1			HANDLE, Inside
16	MB142 986	2			SNAP, Rod
17	MB112 593	1			ROD, Inside Lock
18	MB142 986	1			SNAP, Rod
19	#MB112 595	1			KEY
20	#MF457 292	1			SCREW
21					COVER, Inside Handle
	MB209 630	1			Grey
	MB591 760	1			Beige
22	#MF453 046	3			SCREW
23	MB223 246	3			GROMMET, Screw
24	MB112 592	1			ROD, Inside Handle
25	MB257 145	1			SNAP, Rod
26	MB422 762	1			KNOB, Inside Lock
27	MB142 581	1			CUSHION
28	#MU481 006	1			CLAMP, Rod
29	MB112 755	1			ROD, Actuator
30	MS240 028	2			BOLT
31	MB112 967	1			ACTUATOR, Lock
32	MS440 191	2			NUT
33	MF430 003	3			NUT
34	MF450 403	4			WASHER
35	MB224 687	1			BRACKET, Garnish
36	MS440 502	2			NUT
37	#MB224 686	1			BEZEL, Door

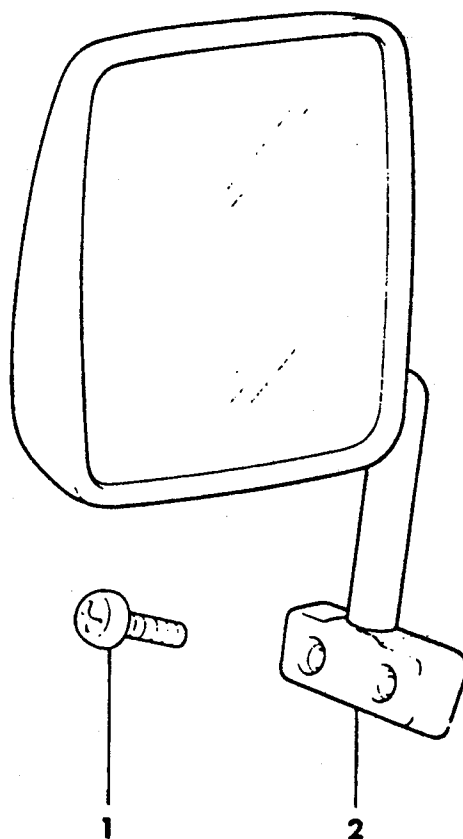
<b>ENGINE:</b>		P=1800 cc	A=2000 cc	<b>TRANS:</b>		A=Automatic
Blank=All		K=1600 cc (w/o Balance Shaft)	F=2600 cc (Car)	Blank=All		M=All Manual
Q=1500 cc		W=2600 cc (Truck)	V=3000 cc			8=4 x 2 Manual
<b>SERIES:</b>		H=High	<b>MODELS:</b>		24 FWD=2-Dr Hatchback (Colt LA=Colt 100/Eagle Vista)	24 RWD=2-Dr Hatchback (Conquest)
L=Low		E=Economy	41 FWD=4-Dr Sedan (Colt LA=Colt 100/Eagle Vista)		24 FWD=2-Dr Hatchback (Colt LC/Colt 200)	41 FWD=4-Dr Sedan (Colt Summit LC/Colt 200)
M=Medium		P=Premium	45 FWD=4WD=Sta.Wgn. (Colt LA)		41 FWD=4-Dr Sedan (Colt Summit LC/Colt 200)	45 FWD=4WD=Sta.Wgn. (Vista)
			H41 FWD=4-Dr Sedan (2000 GTX)		45 FWD=4WD=Sta.Wgn. (Vista)	27 4WD=Sport Utility (Raider)
			27 RWD=4WD=Pickup(Ram 50,Pwr.Ram 50)		27 4WD=Sport Utility (Raider)	
NOTE: Colt LA 24-41 models and H41 2000 GTX "are Canada only"						

AR=Use as Required # =New Part Number - =Non Illustrated Part P.A.R.=Paint as Required

NOVEMBER, 1989

9771 3900

MIRRORS, EXTERIOR  
27 - RAIDER



# 1989 IMPORT PARTS CATALOG

BODY - DOORS AND  
RELATED PARTS

Figure 23C-3900  
Illus. Page 23C-107

ITEM	PART NUMBER	QTY	BODY	MODEL	DESCRIPTION
------	-------------	-----	------	-------	-------------

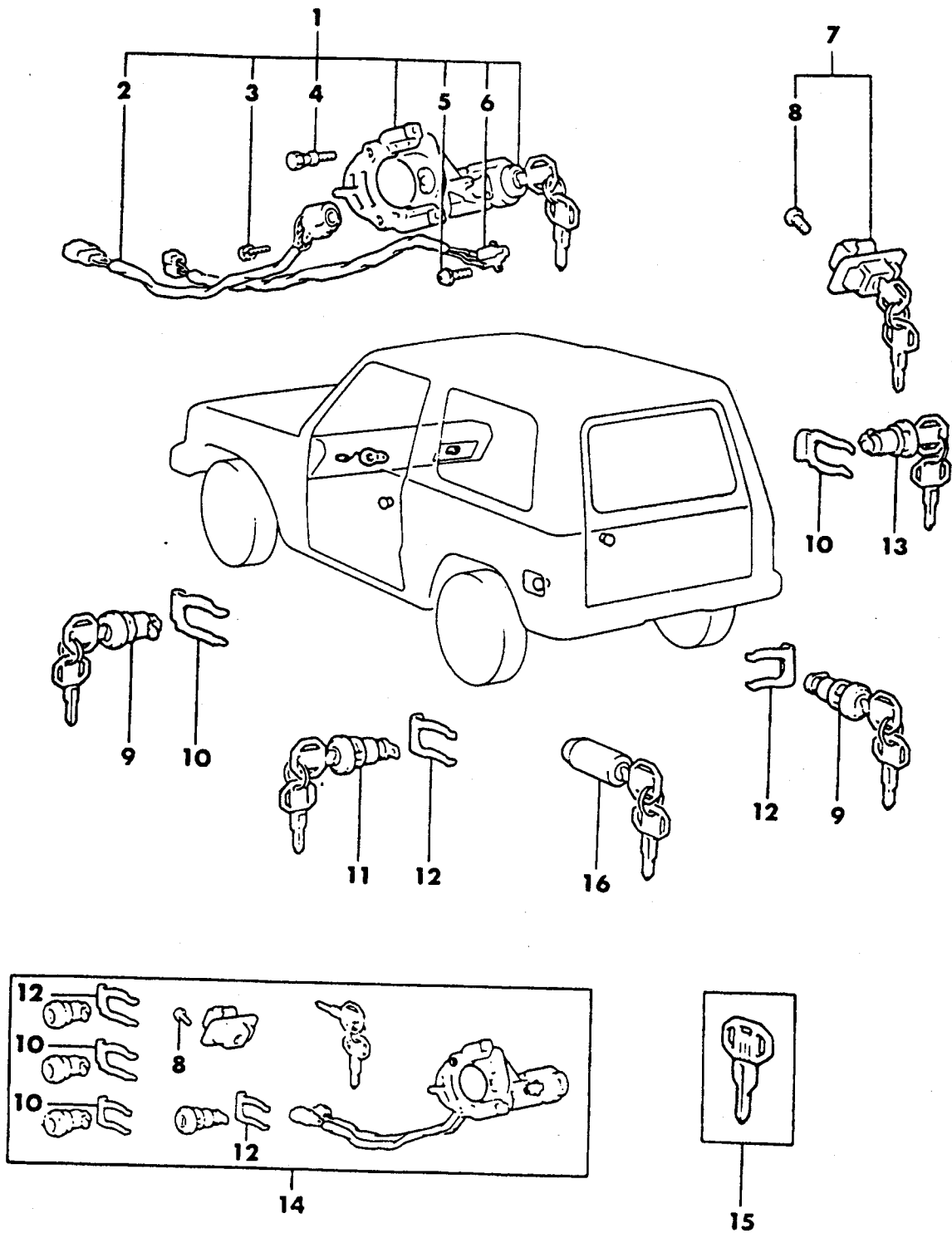
## MIRRORS, EXTERIOR 27 - RAIDER

1	MS200 076	4			SCREW
2					MIRROR
	#MB199 202	1			Left
	#MB199 203	1			Right
	4443 244-5	1			5x7 Delbar, Black
	4467 270-1	1			HEAD, 5x7 Delbar

<b>ENGINE:</b>		P=1800 cc	A=2000 cc	<b>TRANS:</b>		A=Automatic
Blank=All		K=1600 cc (w/o Balance Shaft)	F=2600 cc (Car)	Blank=All		M=All Manual
Q=1500 cc		W=2600 cc (Truck)	V=3000 cc			8=4 x 2 Manual
<b>SERIES:</b>		H=High	<b>MODELS:</b>		24 FWD=2-Dr Hatchback (Colt LA=Colt 100/Eagle Vista)	24 RWD=2-Dr Hatchback (Conquest)
L=Low		E=Economy	41 FWD=4-Dr Sedan (Colt LA=Colt 100/Eagle Vista)		24 FWD=2-Dr Hatchback (Colt LC/Colt 200)	41 FWD=4-Dr Sedan (Colt Summit LC/Colt 200)
M=Medium		P=Premium	45 FWD-4WD=Sta.Wgn. (Colt LA)		41 FWD=4-Dr Sedan (Colt Summit LC/Colt 200)	45 FWD-4WD=Sta.Wgn. (Vista)
			H41 FWD=4-Dr Sedan (2000 GTX)		27 RWD-4WD=Pickup(Ram 50,Pwr.Ram 50)	27 4WD=Sport Utility (Raider)
			NOTE: Colt LA 24-41 models and H41 2000 GTX "are Canada only"			

9772 1600

LOCK CYLINDERS AND KEYS  
27 - RAIDER



# 1989 IMPORT PARTS CATALOG

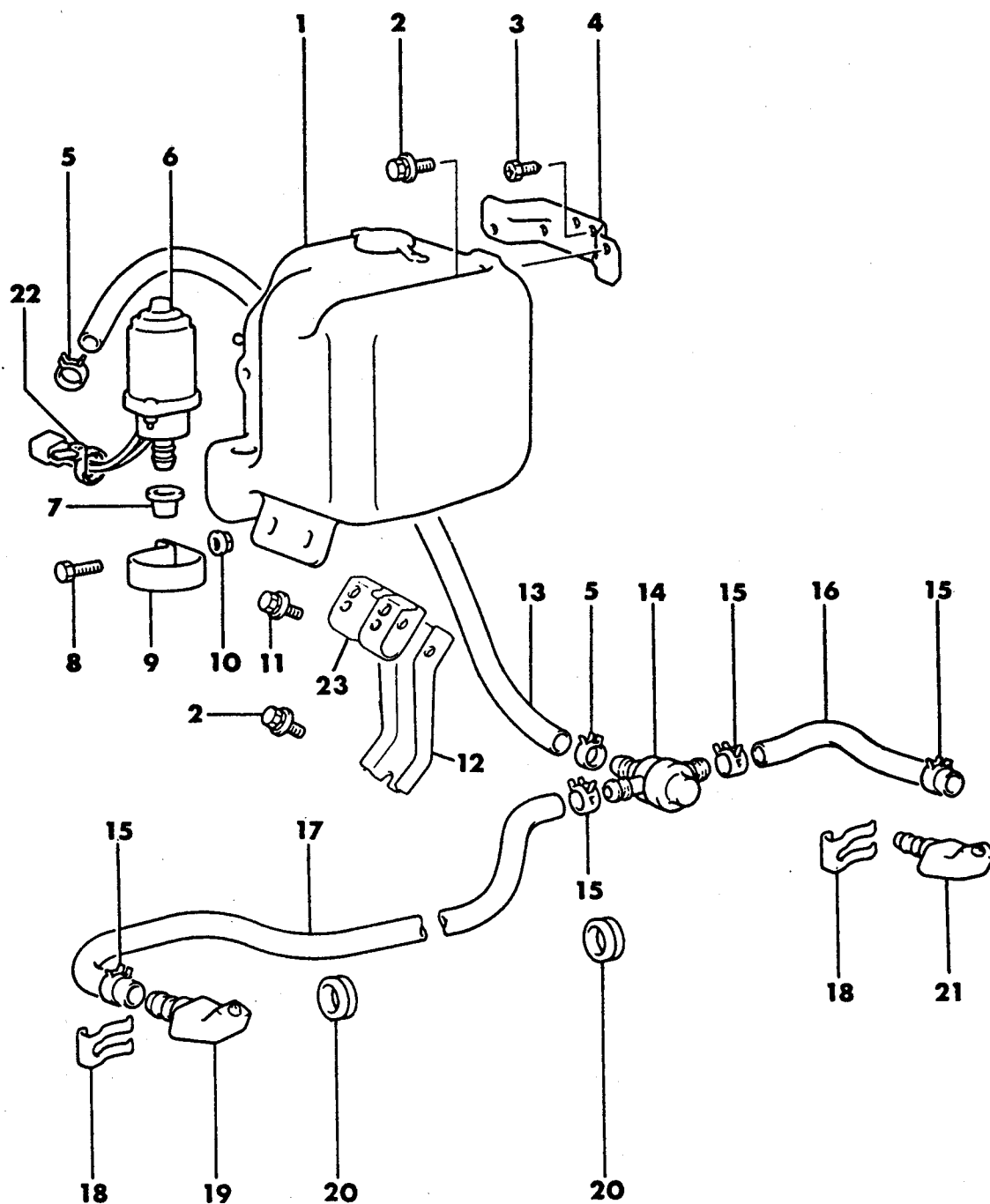
Figure 23D-1600  
Illus. Page 23D-33

## BODY - MISCELLANEOUS

ITEM	PART NUMBER	QTY	BODY	MODEL	DESCRIPTION
LOCK CYLINDERS AND KEYS					
27 - RAIDER					
1	MB171 172	1			SWITCH, Starting
2	MB184 367	1			SWITCH, Ignition
3	MF350 004	1			SCREW
4	MB171 106	2			BOLT
5	MF350 002	2			SCREW
6	MB171 109	1			SWITCH, Warning
7	MB244 348	1			KEY PACKAGE, Glovebox Lid
8	MF200 285	2			SCREW
9	MB286 482	1			CYLINDER, Door Lock, Left (Also Rear Door)
10	#MT135 601	2			STOP, Handle Key
11	MB543 851	1			KEY PACKAGE, Fuel Door
12	#MA155 539	2			RETAINER, Lock Cylinder
13	MB286 483	1			CYLINDER, Door Lock, Right
14	MB543 856	1			KEY PACKAGE
	MB543 856	1			1988
15	MB184 084	1			KEY, Blank, w/Protector
16	MB543 857	1			CYLINDER, Spare Tire Lock

<b>ENGINE:</b>		P=1800 cc	A=2000 cc	<b>TRANS:</b>	A=Automatic
Blank=All		K=1600 cc (w/o Balance Shaft)	F=2600 cc (Car)	Blank=All	M=All Manual
Q=1500 cc		W=2600 cc (Truck)	V=3000 cc		8=4 x 2 Manual
<b>SERIES:</b>	H=High	<b>MODELS:</b>	24 FWD=2-Dr Hatchback (Colt LA=Colt 100/Eagle Vista)		24 RWD=2-Dr Hatchback (Conquest)
L=Low	E=Economy		41 FWD=4-Dr Sedan (Colt LA=Colt 100/Eagle Vista)		24 FWD=2-Dr Hatchback (Colt LC/Colt 200)
M=Medium	P=Premium		45 FWD-4WD=Sta.Wgn. (Colt LA)		41 FWD=4-Dr Sedan (Colt Summit LC/Colt 200)
			H41 FWD=4-Dr Sedan (2000 GTX)		45 FWD-4WD=Sta.Wgn. (Vista)
			27 RWD-4WD=Pickup(Ram 50,Pwr.Ram 50)		27 4WD=Sport Utility (Raider)
			NOTE: Colt LA 24-41 models and H41 2000 GTX "are Canada only"		

9772 1700

HEADLAMP WASHER SYSTEM  
27 - RAIDER



# 1989 IMPORT PARTS CATALOG

Figure 23D-1700  
Illus. Page 23D-35

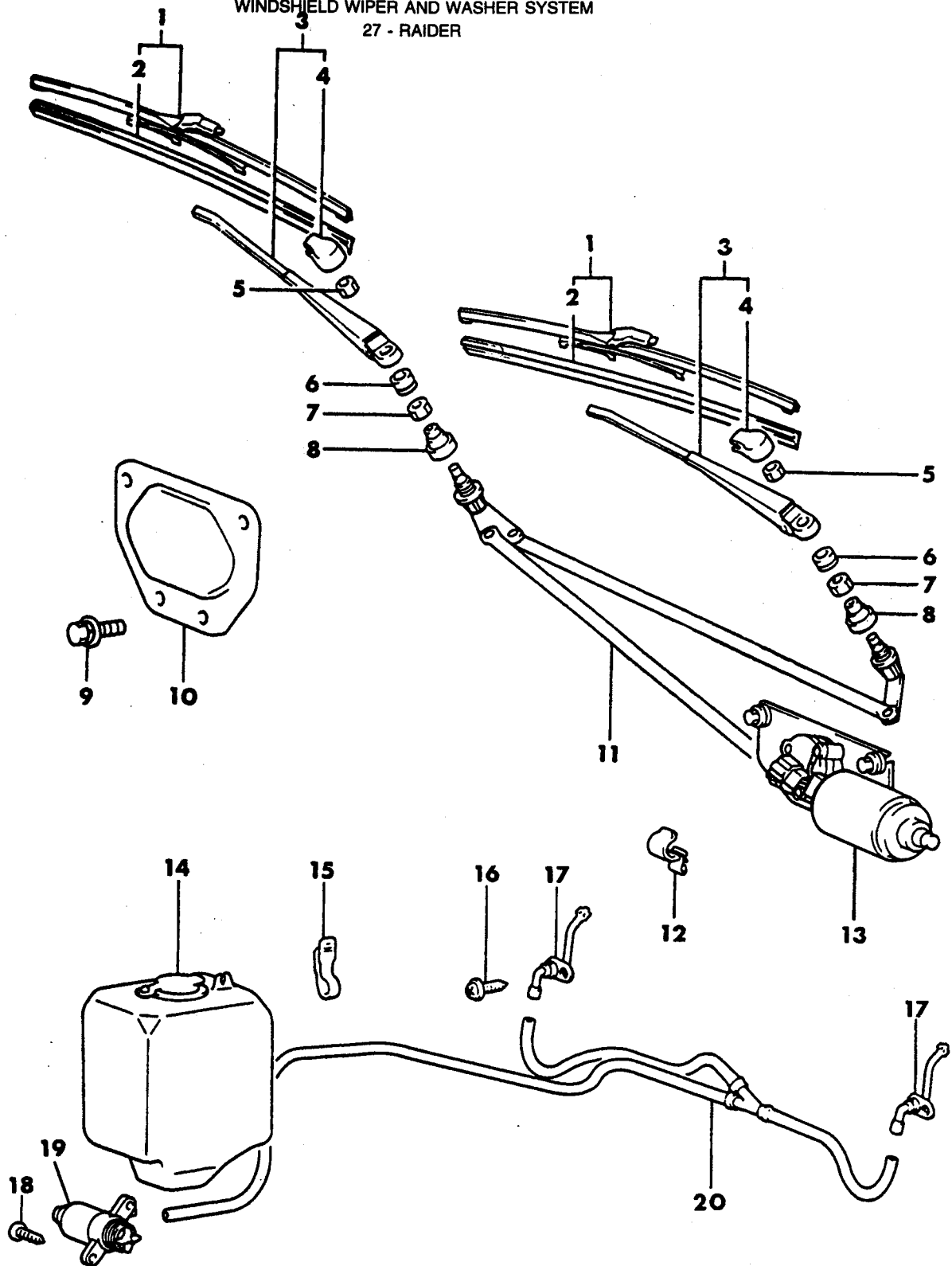
## BODY - MISCELLANEOUS

ITEM	PART NUMBER	QTY	BODY	MODEL	DESCRIPTION
HEADLAMP WASHER SYSTEM					
27 - RAIDER					
1	MB617 371	1			RESERVOIR, Washer
2	MF243 624	2			BOLT
3	MS100 222	2			BOLT
4	MB261 560	1			BRACKET, Reservoir
5	MB141 873	2			CLAMP, Hose
6	MB510 538	1			MOTOR and PUMP
7	MB141 876	1			PACKING
8	MF100 029	1			BOLT
9	MB141 980	1			CLAMP, Motor
10	MS440 502	1			NUT
11	MF243 624	3			BOLT
12	MB249 266	1			BRACKET, Reservoir
13	MB249 209	1			HOSE
14	MB141 872	1			VALVE, Check
15	MB141 873	4			CLAMP, Hose
16	MB249 210	1			HOSE
17	MB184 263	1			HOSE
18	MB141 436	2			CLIP
19	MB249 268	1			NOZZLE, Right
20	MS810 046	2			GROMMET
21	MB249 267				NOZZLE, Left
22					BAND, Cable (DNS)
23	MB314 728	1			BRACKET, Reservoir

<b>ENGINE:</b>	P=1800 cc	A=2000 cc	<b>TRANS:</b>	A=Automatic
Blank=All	K=1600 cc (w/o Balance Shaft)	F=2600 cc (Car)	Blank=All	M=All Manual
Q=1500 cc	W=2600 cc (Truck)	V=3000 cc		8=4 x 2 Manual
<b>SERIES:</b>	H=High	<b>MODELS:</b>	24 FWD=2-Dr Hatchback (Colt LA=Colt 100/Eagle Vista)	24 RWD=2-Dr Hatchback (Conquest)
L=Low	E=Economy		41 FWD=4-Dr Sedan (Colt LA=Colt 100/Eagle Vista)	24 FWD=2-Dr Hatchback (Colt LC/Colt 200)
M=Medium	P=Premium		45 FWD-4WD=Sta.Wgn. (Colt LA)	41 FWD=4-Dr Sedan (Colt Summit LC/Colt 200)
			H41 FWD=4-Dr Sedan (2000 GTX)	45 FWD-4WD=Sta.Wgn. (Vista)
			27 RWD-4WD=Pickup(Ram 50,Pwr.Ram 50)	27 4WD=Sport Utility (Raider)
			NOTE: Colt LA 24-41 models and H41 2000 GTX "are Canada only"	

9772 1800

WINDSHIELD WIPER AND WASHER SYSTEM  
27 - RAIDER



# 1989 IMPORT PARTS CATALOG

Figure 23D-1800  
Illus. Page 23D-37

## BODY - MISCELLANEOUS

ITEM	PART NUMBER	QTY	BODY	MODEL	DESCRIPTION
------	-------------	-----	------	-------	-------------

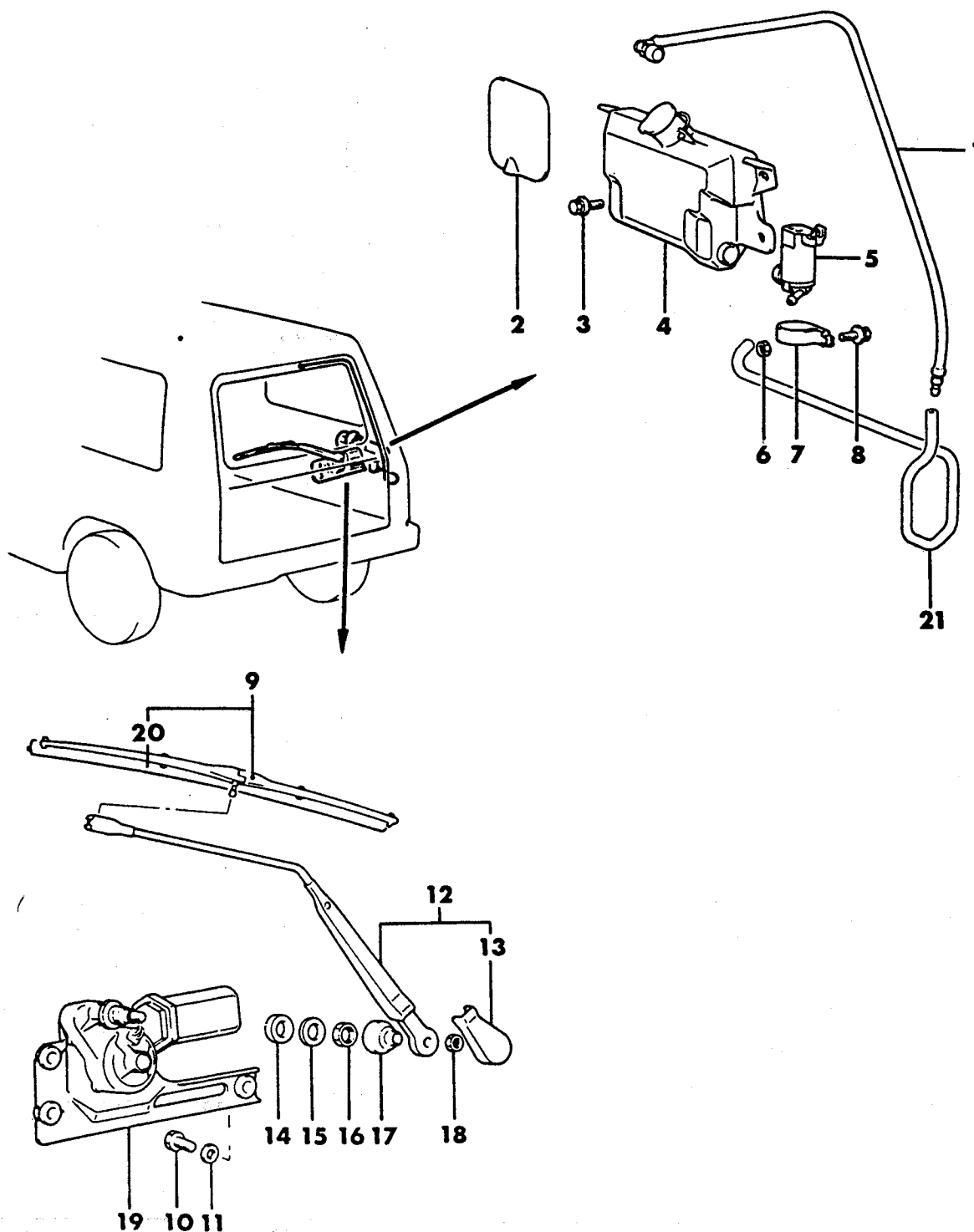
### WINDSHIELD WIPER AND WASHER SYSTEM 27 - RAIDER

1	MB542 222	2			BLADE, Wiper
2	MB543 859	2			REFILL, Blade
3	MB542 221	2			ARM, Wiper
4	MB261 590	2			COVER, Head Wiper Arm
5	MF430 005	2			NUT
6	MB261 532	2			CAP, Wiper Pivot Shield
7	MB261 530	2			NUT, Pivot
8	MB261 531	2			COLLAR, Pivot
9	#MS240 021	3			BOLT
10	MB250 641	1			COVER, Cowl Top Outer
11	MB249 204	1			LINK, Wiper
12	MB084 844	1			CLIP
13	MB249 196	1			MOTOR, Wiper
14	MB140 837	1			RESERVOIR, Washer
15	MS470 404	1			BAND, Cable
16	MS450 156	2			SCREW
17	#MB286 359	2			NOZZLE
18	MF456 458	2			SCREW
19	#MB140 838	1			MOTOR, Washer
20	#MB330 270	1			TUBE, Washer

<b>ENGINE:</b>	P=1800 cc	A=2000 cc	<b>TRANS:</b>	A=Automatic
Blank=All	K=1600 cc (w/o Balance Shaft)	F=2600 cc (Car)	Blank=All	M=All Manual
Q=1500 cc	W=2600 cc (Truck)	V=3000 cc		8=4 x 2 Manual
<b>SERIES:</b>	H=High	<b>MODELS:</b>	24 FWD=2-Dr Hatchback (Colt LA=Colt 100/Eagle Vista)	24 RWD=2-Dr Hatchback (Conquest)
L=Low	E=Economy		41 FWD=4-Dr Sedan (Colt LA=Colt 100/Eagle Vista)	24 FWD=2-Dr Hatchback (Colt LC/Colt 200)
M=Medium	P=Premium		45 FWD-4WD=Sta.Wgn. (Colt LA)	41 FWD=4-Dr Sedan (Colt Summit LC/Colt 200)
			H41 FWD=4-Dr Sedan (2000 GTX)	45 FWD-4WD=Sta.Wgn. (Vista)
			27 RWD-4WD=Pickup(Ram 50,Pwr.Ram 50)	27 4WD=Sport Utility (Raider)
			NOTE: Colt LA 24-41 models and H41 2000 GTX "are Canada only"	

REAR WIPER AND WASHER SYSTEM  
27 - RAIDER

9772 1900 A



# 1989 IMPORT PARTS CATALOG

Figure 23D-1900  
Illus. Page 23D-39

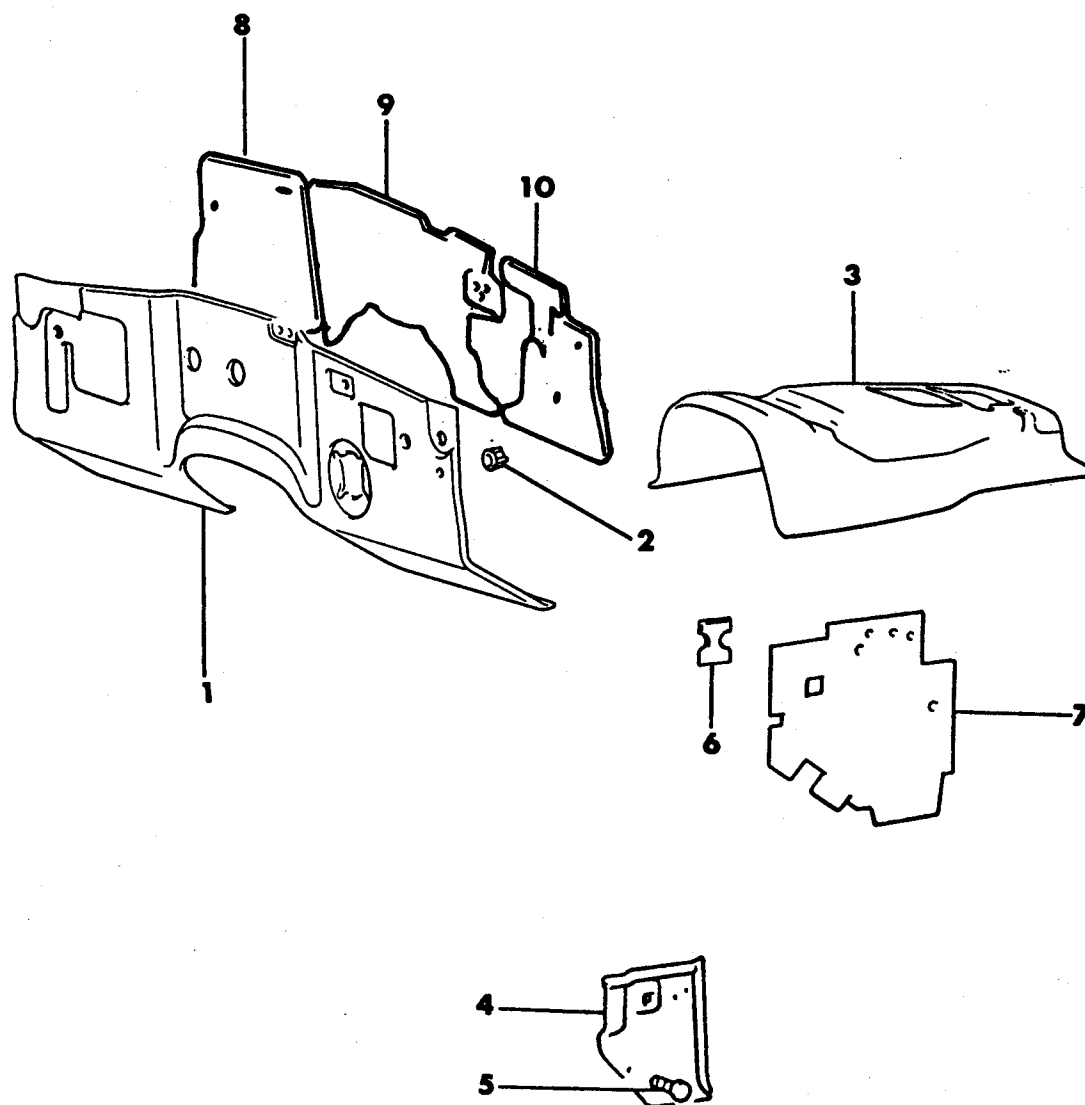
## BODY - MISCELLANEOUS

ITEM	PART NUMBER	QTY	BODY	MODEL	DESCRIPTION
REAR WIPER AND WASHER SYSTEM					
27 - RAIDER					
1	MB261 564	1			NOZZLE and TUBE
2					DOOR, Reservoir
	MB734 848	1			Grey
	MB734 849	1			Beige
3	MF350 792	2			SCREW
4	MB261 593	1			RESERVOIR, Washer
5	MB286 961	1			PUMP, Washer
6	MB261 592	1			COVER, Wiper Arm Head
	MF430 004	1			NUT
7	MB171 598	1			SUPPORT, Pump
8	MF243 624	1			BOLT
9	MB510 387	1			BLADE, Wiper
10	MS240 252	3			BOLT
11	MF450 153	3			WASHER
12-13	MB510 385	1			ARM, Wiper
14	MB171 592	1			PACKING
15	MB184 017	1			WASHER
16	MB171 594	1			NUT
17	MB171 596	1			CAP, Pivot
18	MF430 004	1			NUT
19	MB510 383	1			MOTOR and BRACKET
20	MB543 858	1			REFILL
21	MB140 830	1			TUBE, Rubber

<b>ENGINE:</b>		P=1800 cc	A=2000 cc	<b>TRANS:</b>	A=Automatic
Blank=All		K=1600 cc (w/o Balance Shaft)	F=2600 cc (Car)	Blank=All	M=All Manual
Q=1500 cc		W=2600 cc (Truck)	V=3000 cc		8=4 x 2 Manual
<b>SERIES:</b>	H=High	<b>MODELS:</b>	24 FWD=2-Dr Hatchback (Colt LA=Colt 100/Eagle Vista)	24 RWD=2-Dr Hatchback (Conquest)	
L=Low	E=Economy		41 FWD=4-Dr Sedan (Colt LA=Colt 100/Eagle Vista)	24 FWD=2-Dr Hatchback (Colt LC/Colt 200)	
M=Medium	P=Premium		45 FWD-4WD=Sta.Wgn. (Colt LA)	41 FWD=4-Dr Sedan (Colt Summit LC/Colt 200)	
			H41 FWD=4-Dr Sedan (2000 GTX)	45 FWD-4WD=Sta.Wgn. (Vista)	
			27 RWD-4WD=Pickup(Ram 50,Pwr.Ram 50)	27 4WD=Sport Utility (Raider)	
NOTE: Colt LA 24-41 models and H41 2000 GTX "are Canada only"					

9738 100 A

COWL PANEL AND SILENCERS  
 27 - RAIDER



# 1989 IMPORT PARTS CATALOG

Figure ITE-100  
Illus. Page ITE-3

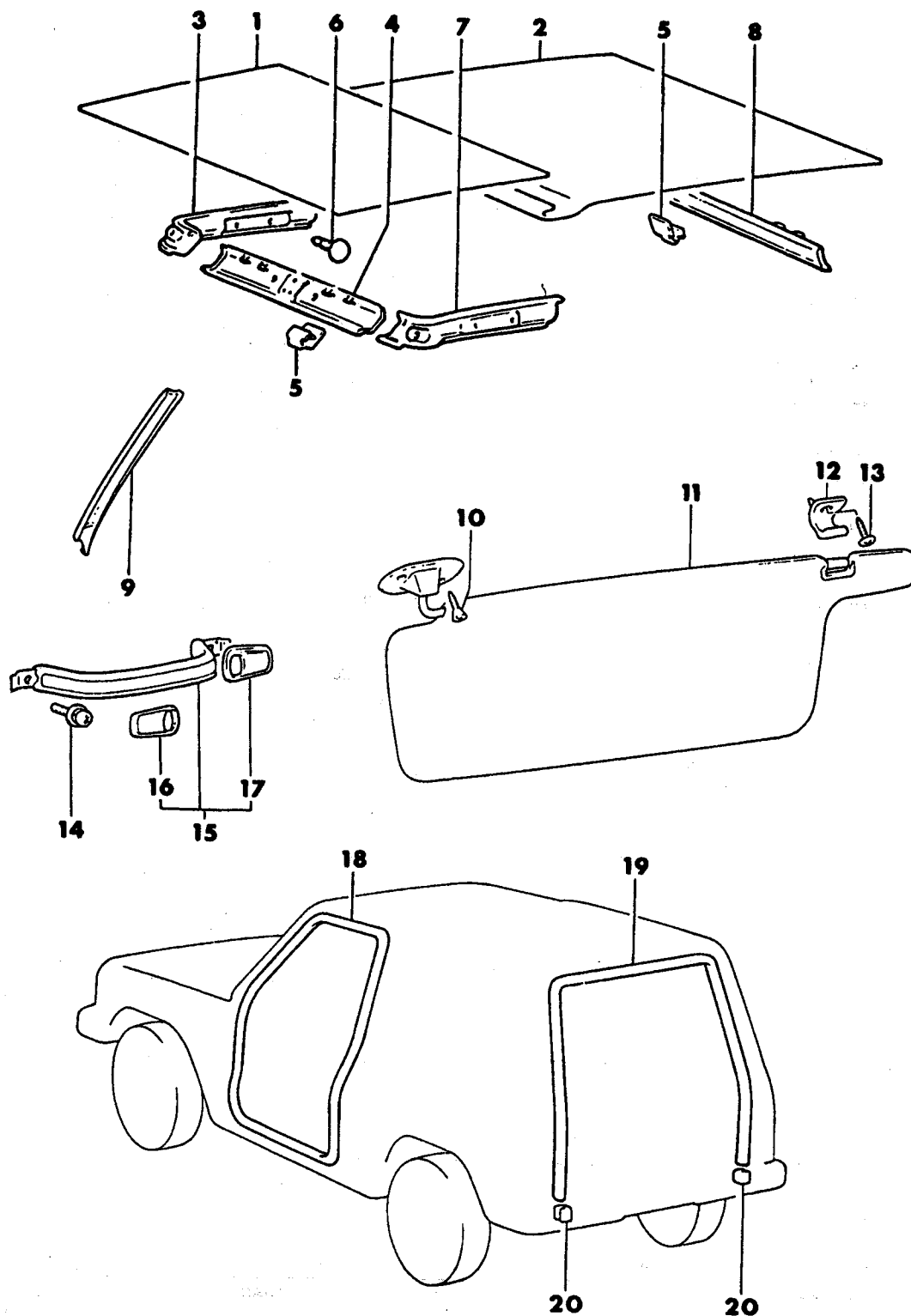
## INTERIOR TRIM, RAIDER

ITEM	PART NUMBER	QTY	BODY	MODEL	DESCRIPTION
COWL PANEL AND SILENCERS 27 - RAIDER					
1					PAD, Dash Panel
	#MB346 440	1			5 Speed
	MB619 573	1			Automatic Trans.
2	MB157 530	2			CLIP, Pad
3	MB235 252	1			PAD, Front Backbone
4					PANEL, Cowl
					LEFT
	MB734 899	1			Gray
	MB734 900	1			Beige
					RIGHT, (w/V Eng.)
	MB734 946	1			Gray
	MB734 948	1			Beige
					RIGHT, (w/W Eng.)
	MB734 898	1			Beige
	MB734 897	1			Gray
5					CLIP
	MB734 725	4			Gray
	MB734 726	4			Beige
6					SILENCER
	MB634 133	1			Left
	MB634 134	1			Right
7	MB319 910	1			PAD, Floor
8	MB346 176	1			SILENCER, Dash Panel
9	MB346 177	1			SILENCER
10					SILENCER
	MB346 178	1			w/5-Speed
	MB619 575	1			w/Automatic

<b>ENGINE:</b>	P=1800 cc	A=2000 cc	<b>TRANS:</b>	A=Automatic
Blank=All	K=1600 cc (w/o Balance Shaft)	F=2600 cc (Car)	Blank=All	M=All Manual
Q=1500 cc	W=2600 cc (Truck)	V=3000 cc		8=4 x 2 Manual
<b>SERIES:</b>	H=High	<b>MODELS:</b>	24 FWD=2-Dr Hatchback (Colt LA=Colt 100/Eagle Vista)	24 RWD=2-Dr Hatchback (Conquest)
L=Low	E=Economy		41 FWD=4-Dr Sedan (Colt LA=Colt 100/Eagle Vista)	24 FWD=2-Dr Hatchback (Colt LC/Colt 200)
M=Medium	P=Premium		45 FWD-4WD=Sta.Wgn. (Colt LA)	41 FWD=4-Dr Sedan (Colt Summit LC/Colt 200)
			H41 FWD=4-Dr Sedan (2000 GTX)	45 FWD-4WD=Sta.Wgn. (Vista)
			27 RWD-4WD=Pickup(Ram 50,Pwr.Ram 50)	27 4WD=Sport Utility (Raider)
			NOTE: Colt LA 24-41 models and H41 2000 GTX *are Canada only*	

HEADLINER, MOULDINGS, VISOR AND ASSIST STRAP  
27 - RAIDER

9738 200





# 1989 IMPORT PARTS CATALOG

Figure ITE-200

Illus. Page ITE-5

## INTERIOR TRIM RAIDER

ITEM	PART NUMBER	QTY	BODY	MODEL	DESCRIPTION
HEADLINER, MOULDINGS, VISOR AND ASSIST STRAP 27 - RAIDER					
1					HEADLINER
	MB743 167	1			Gray
	MB743 168	1			Sand
2					HEADLINER
	MB743 169	1			Gray
	MB743 170	1			Beige
3					MOULDING, Front Side Roof Rail
					RIGHT
	MB734 869	1			Gray
	MB734 870	1			Beige
4					MOULDING, Roof Rail Front
	MB734 865	1			Gray
	MB734 866	1			Beige
5	MB289 040	2			CLIP
6					CLIP, Trim
	MB346 720	2			Gray
	MB733 787	2			Beige
7					MOULDING, Front Side Roof Rail
					LEFT
	MB734 867	1			Gray
	MB734 868	1			Beige
8					MOULDING, Roof Rail Rear
	MB734 876	1			Gray
	MB734 875	1			Beige
9					MOULDING, Front Pillar
					LEFT
	MB734 877	1			Gray
	MB734 878	1			Beige
					RIGHT
	MB734 879	1			Gray
	MB734 880	1			Beige
10	MF205 744	4			SCREW, Machine Cone Point (5x16)
11					VISOR
					LEFT
	MB734 758	1			Gray
	MB735 015	1			Beige
					RIGHT
	MB734 760	1			Gray
	MB743 105	1			Beige
12					HOLDER, Visor
	MB722 358	2			Beige
	MB734 722	2			Gray
13	#MF453 094	2			SCREW, Tapping (black)
14	MS350 047	AR			SCREW, w/Washer (5x25)
15					STRAP, Assist
	MB441 259	AR			Gray
	MB742 570	AR			Brown
16					CAP, Number 1
	MB441 261	AR			Gray

<b>ENGINE:</b>	P=1800 cc	A=2000 cc	<b>TRANS:</b>	A=Automatic
Blank=All	K=1600 cc (w/o Balance Shaft)	F=2600 cc (Car)	Blank=All	M=All Manual
Q=1500 cc	W=2600 cc (Truck)	V=3000 cc		8=4 x 2 Manual
<b>SERIES:</b>	H=High	<b>MODELS:</b>	24 FWD=2-Dr Hatchback (Colt LA=Colt 100/Eagle Vista)	24 RWD=2-Dr Hatchback (Conquest)
L=Low	E=Economy		41 FWD=4-Dr Sedan (Colt LA=Colt 100/Eagle Vista)	24 FWD=2-Dr Hatchback (Colt LC/Colt 200)
M=Medium	P=Premium		45 FWD-4WD=Sta.Wgn. (Colt LA)	41 FWD=4-Dr Sedan (Colt Summit LC/Colt 200)
			H41 FWD=4-Dr Sedan (2000 GTX)	45 FWD-4WD=Sta.Wgn. (Vista)
			27 RWD-4WD=Pickup(Ram 50,Pwr.Ram 50)	27 4WD=Sport Utility (Raider)
			NOTE: Colt LA 24-41 models and H41 2000 GTX "are Canada only"	

AR=Use as Required # =New Part Number --=Non Illustrated Part P.A.R.=Paint as Required

NOVEMBER, 1989

# 1989 IMPORT PARTS CATALOG

Figure ITE-200  
 Ilus. Page ITE-6

INTERIOR TRIM RAIDER

ITEM	PART NUMBER	QTY	BODY	MODEL	DESCRIPTION
------	-------------	-----	------	-------	-------------

## HEADLINER, MOULDINGS, VISOR AND ASSIST STRAP 27 - RAIDER

	MB742 571	AR			Brown
17					CAP, Number 2
	MB441 263	AR			Gray
	MB742 572	AR			Sand
18					TRIM, Front Door Opening
	MB734 712	2			Gray
	MB734 713	2			Beige
19					TRIM, Rear Door Opening
	MB734 716	1			Gray
	MB734 717	1			Beige
20					JOINT
	MB734 864	2			Beige
	MB734 863	2			Gray

<b>ENGINE:</b>		P=1800 cc	A=2000 cc	<b>TRANS:</b>	A=Automatic
Blank=All	K=1600 cc (w/o Balance Shaft)	F=2600 cc (Car)	Blank=All	M=All Manual	
Q=1500 cc	W=2600 cc (Truck)	V=3000 cc		8=4 x 2 Manual	
<b>SERIES:</b>	H=High	<b>MODELS:</b>	24 FWD=2-Dr Hatchback (Colt LA=Colt 100/Eagle Vista)	24 RWD=2-Dr Hatchback (Conquest)	
L=Low	E=Economy		41 FWD=4-Dr Sedan (Colt LA=Colt 100/Eagle Vista)	24 FWD=2-Dr Hatchback (Colt LC/Colt 200)	
M=Medium	P=Premium		45 FWD-4WD=Sta.Wgn. (Colt LA)	41 FWD=4-Dr Sedan (Colt Summit LC/Colt 200)	
			H41 FWD=4-Dr Sedan (2000 GTX)	45 FWD-4WD=Sta.Wgn. (Vista)	
			27 RWD-4WD=Pickup(Ram 50,Pwr.Ram 50)	27 4WD=Sport Utility (Raider)	
			NOTE: Colt LA 24-41 models and H41 2000 GTX "are Canada only"		

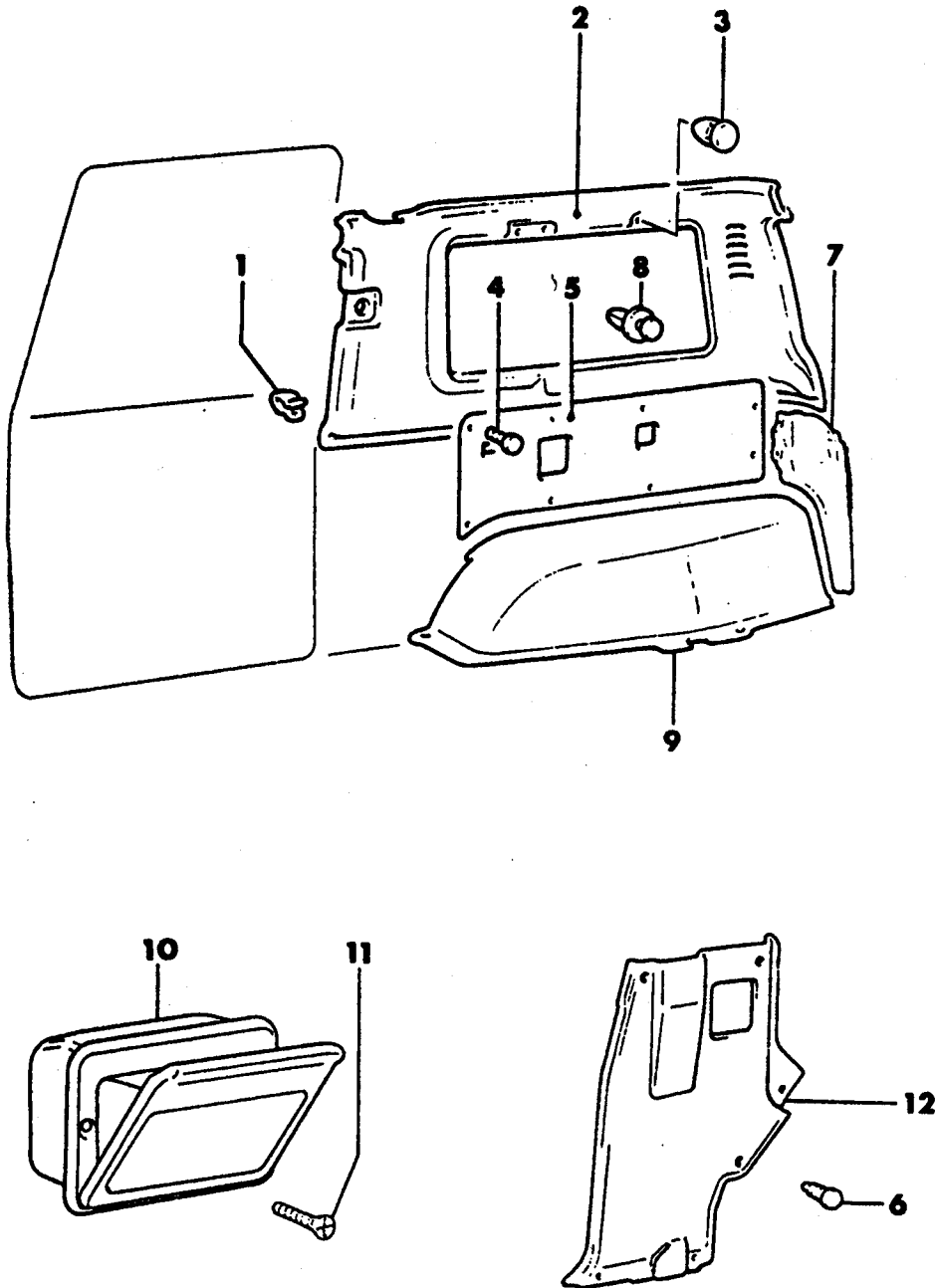
AR=Use as Required #=New Part Number —=Non Illustrated Part P.A.R.=Paint as Required

NOVEMBER, 1989



9738 300

PANEL QUARTER TRIM  
 27 - RAIDER



# 1989 IMPORT PARTS CATALOG

Figure ITE-300  
Illus. Page ITE-9

## INTERIOR TRIM HAIDER

ITEM	PART NUMBER	QTY	BODY	MODEL	DESCRIPTION
PANEL QUARTER TRIM 27 - RAIDER					
1	MB253 639	6			CLIP, Trim
2					PANEL, Quarter Trim Upper LEFT
	MB734 871	1			Gray
	MB734 872	1			Beige
					RIGHT
	MB734 873	1			Gray
	MB734 874	1			Beige
3					PLUG, Seat Belt
	MB472 502	2			Gray
	MB735 833	2			Beige
4					CLIP
	MB734 850	14			Gray
	MB734 851	14			Beige
5					PANEL, Lower Quarter Trim Center LEFT
					(Use Up To 7-1-88)
	MB734 797	1			Beige
	MB734 796	1			Gray
					(Use After 7-1-88)
	MB645 689	1			Gray
	MB645 692	1			Beige
					w/o Rear Wiper RIGHT
					(Use Up To 7-1-88)
	MB734 795	1			Beige
	MB734 794	1			Gray
					(Use After 7-1-88)
	MB645 685	1			Gray
	MB645 688	1			Beige
					w/Rear Wiper RIGHT
					(Use Up To 7-1-88)
	MB734 813	1			Beige
	MB734 812	1			Gray
					(Use After 7-1-88)
	MB645 693	1			Gray
	MB645 696	1			Beige
					CANADA ONLY
					LEFT
	MB734 822	1			Gray
	MB734 823	1			Beige
					RIGHT
					w/o Rear Wiper
	MB734 824	1			Gray
	MB734 825	1			Beige
					RIGHT
					w/Rear Wiper
	MB734 814	1			Gray

ENGINE: P=1800 cc  
Blank=All K=1600 cc (w/o Balance Shaft)  
Q=1500 cc W=2600 cc (Truck)

A=2000 cc  
F=2600 cc (Car)  
V=3000 cc

TRANS:  
Blank=All

A=Automatic  
M=All Manual  
8=4 x 2 Manual

SERIES: H=High  
L=Low E=Economy  
M=Medium P=Premium

MODELS: 24 FWD=2-Dr Hatchback (Colt LA=Colt 100/Eagle Vista)  
41 FWD=4-Dr Sedan (Colt LA=Colt 100/Eagle Vista)  
45 FWD-4WD=Sta.Wgn. (Colt LA)  
H41 FWD=4-Dr Sedan (2000 GTX)  
27 RWD-4WD=Pickup(Ram 50,Pwr.Ram 50)

24 RWD=2-Dr Hatchback (Conquest)  
24 FWD=2-Dr Hatchback (Colt LC/Colt 200)  
41 FWD=4-Dr Sedan (Colt Summit LC/Colt 200)  
45 FWD-4WD=Sta.Wgn. (Vista)  
27 4WD=Sport Utility (Raider)

NOTE: Colt LA 24-41 models and H41 2000 GTX "are Canada only"

# 1989 IMPORT PARTS CATALOG

Figure ITE-300

Illus. Page ITE-10

INTERIOR TRIM RAIDER

ITEM	PART NUMBER	QTY	BODY	MODEL	DESCRIPTION
PANEL QUARTER TRIM 27 - RAIDER					
6	MB734 815	1			Beige
					CLIP
	MB734 850	16			Gray
7	MB734 851	16			Beige
					PANEL, Lower Quarter Trim Rear
					LEFT
	MB734 881	1			Gray
	MB734 882	1			Beige
					RIGHT
	MB734 883				Gray
	MB734 884	1			Beige
	MB317 677	22			CLIP
8					PANEL, Wheelhouse
9					LEFT
	MB721 673	1			Gray
	MB734 838	1			Brown
					RIGHT
	MB721 674	1			Gray
	MB734 839	1			Brown
					CANADA ONLY
					LEFT
	MB734 841	1			Brown
	MB734 840	1			Gray
					RIGHT
	MB734 843	1			Brown
10	MB734 842	1			Gray
					ASHTRAY, Quarter Trim
	MB205 079	1			Gray
11	MB734 742	1			Beige
	MF200 929	2			SCREW, Machine Cone Point (4x16)
					PANEL, Lower Quarter Trim Front
12					w/o Rear Speaker
					LEFT
	MB734 768	1			Gray
	MB734 769	1			Beige
					RIGHT
	MB734 770	1			Gray
	MB734 771	1			Beige
					w/Speaker
					RIGHT
	MB734 786	1			Gray
	MB734 787	1			Beige
					LEFT
	MB734 784	1			Gray
	MB734 785	1			Beige

<b>ENGINE:</b>		P=1800 cc	A=2000 cc	<b>TRANS:</b>	A=Automatic
Blank=All		K=1600 cc (w/o Balance Shaft)	F=2600 cc (Car)	Blank=All	
Q=1500 cc		W=2600 cc (Truck)	V=3000 cc	M=All Manual	
8=4 x 2 Manual					
<b>SERIES:</b>		H=High	<b>MODELS:</b>	24 FWD=2-Dr Hatchback (Colt LA=Colt 100/Eagle Vista)	24 RWD=2-Dr Hatchback (Conquest)
L=Low		E=Economy		41 FWD=4-Dr Sedan (Colt LA=Colt 100/Eagle Vista)	24 FWD=2-Dr Hatchback (Colt LC/Colt 200)
M=Medium		P=Premium		45 FWD=4WD=Sta.Wgn. (Colt LA)	41 FWD=4-Dr Sedan (Colt Summit LC/Colt 200)
				H41 FWD=4-Dr Sedan (2000 GTX)	45 FWD=4WD=Sta.Wgn. (Vista)
				27 RWD=4WD=Pickup(Ram 50,Pwr.Ram 50)	27 4WD=Sport Utility (Raider)
NOTE: Colt LA 24-41 models and H41 2000 GTX "are Canada only"					

AR=Use as Required # =New Part Number - =Non Illustrated Part P.A.R.=Paint as Required

NOVEMBER, 1989

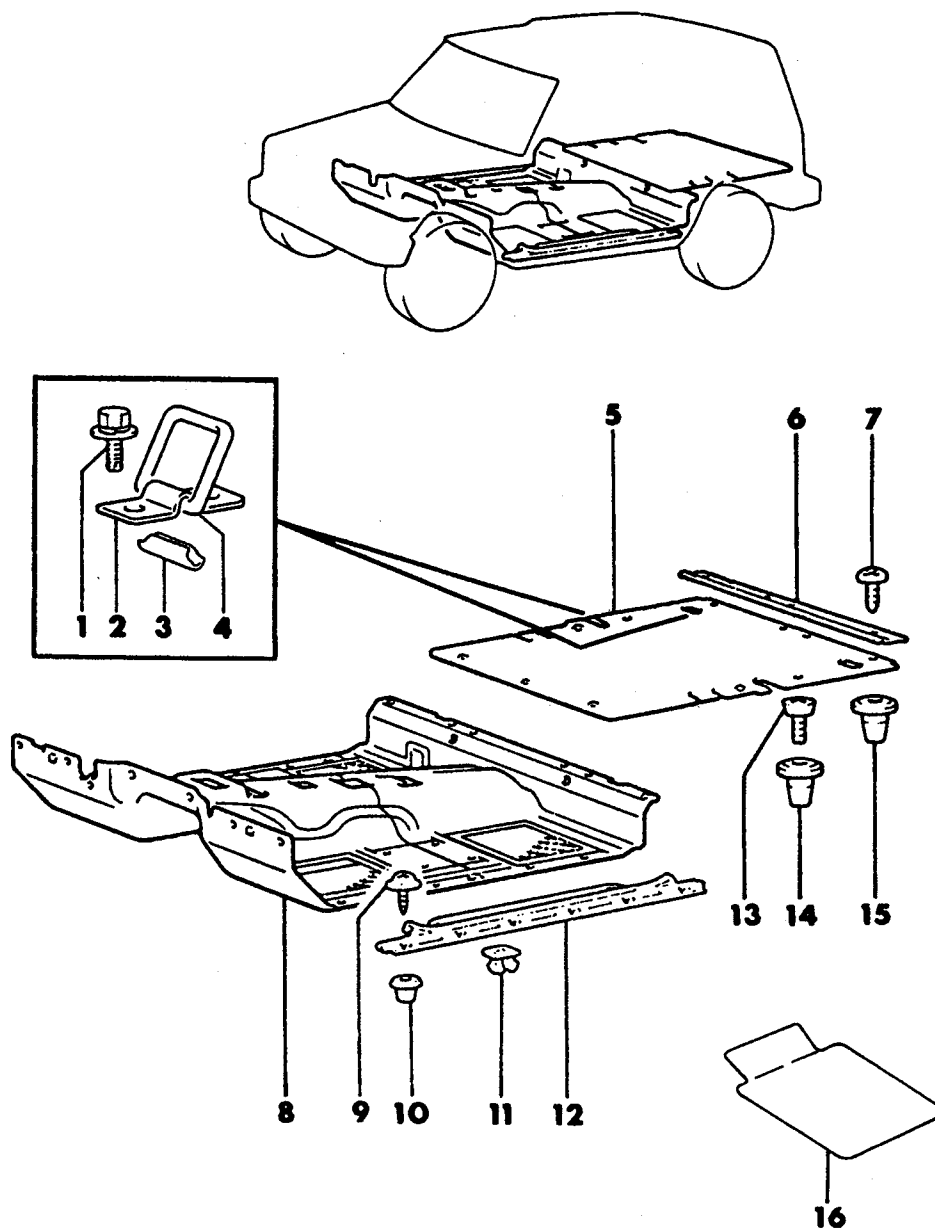
**1989 IMPORT PARTS CATALOG**

**INTERIOR TRIM HAIDER**

**Illus. Page ITE-11**

---

9738 400

MAT FLOOR AND SCUFF PLATES  
27 - RAIDER



# 1989 IMPORT PARTS CATALOG

Figure ITE-400  
Illus. Page ITE-13

## INTERIOR TRIM RAIDER

ITEM	PART NUMBER	QTY	BODY	MODEL	DESCRIPTION
MAT FLOOR AND SCUFF PLATES 27 - RAIDER					
1					BOLT, w/Washer (10x25)
	MS240 181	8			(Use Up To 5-1-89)
	MS240 129	8			(Use After 5-1-89)
2	MB643 765	4			BRACKET
3	MB299 673	4			SILENCER
5					CARPET, Cargo Floor
	MB734 829	1			Brown
	MB721 666	1			Gray
6	MB235 254	1			PLATE, Rear
7	MS450 296	4			SCREW, Tapping (Silver)
8					CARPET, Cab Floor
					w/5 Speed
					(Use Up To 6-1-88)
	MB743 157	1			Brown
	MB721 717	1			Gray
					(Use After 6-1-88)
	MB643 781	1			Gray
	MB643 783	1			Brown
					CANADA ONLY
					(Use Up To 6-1-88)
	MB743 155	1			Brown
	MB721 708	1			Gray
					(Use After 6-1-88)
	MB643 808	1			Gray
	MB643 810	1			Brown
					w/Automatic Trans.
					(Use Up To 6-1-88)
	MB743 158	1			Brown
	MB721 720	1			Gray
					(Use After 6-1-88)
	MB643 784	1			Gray
	MB643 786	1			Brown
					CANADA ONLY
					(Use Up To 6-1-88)
	MB743 156	1			Brown
	MB721 711	1			Gray
					(Use After 6-1-88)
	MB643 811	1			Gray
	MB643 813	1			Brown
9	MF455 512	12			SCREW, Tapping (5x16)
10	#MB088 341	12			GROMMET, Screw
11	MB189 627	8			CLIP, Scuff Plate
12					SCUFF PLATE
					LEFT
	MB700 446	1			Gray
	MB734 905	1			Brown
					RIGHT
	MB700 448	1			Gray
	MB734 906	1			Brown

<b>ENGINE:</b>	P=1800 cc	A=2000 cc	<b>TRANS:</b>	A=Automatic
Blank=All	K=1600 cc (w/o Balance Shaft)	F=2600 cc (Car)	Blank=All	M=All Manual
Q=1500 cc	W=2600 cc (Truck)	V=3000 cc		8=4 x 2 Manual
<b>SERIES:</b>	H=High	<b>MODELS:</b>	24 FWD=2-Dr Hatchback (Colt LA=Colt 100/Eagle Vista)	24 RWD=2-Dr Hatchback (Conquest)
L=Low	E=Economy		41 FWD=4-Dr Sedan (Colt LA=Colt 100/Eagle Vista)	24 FWD=2-Dr Hatchback (Colt LC/Colt 200)
M=Medium	P=Premium		45 FWD=4WD=Sta.Wgn. (Colt LA)	41 FWD=4-Dr Sedan (Colt Summit LC/Colt 200)
			H41 FWD=4-Dr Sedan (2000 GTX)	45 FWD=4WD=Sta.Wgn. (Vista)
			27 RWD=4WD=Pickup(Ram 50,Pwr.Ram 50)	27 4WD=Sport Utility (Raider)
			NOTE: Colt LA 24-41 models and H41 2000 GTX "are Canada only"	

# 1989 IMPORT PARTS CATALOG

Figure ITE-400  
Illus. Page ITE-14

INTERIOR TRIM RAIDER

ITEM	PART NUMBER	QTY	BODY	MODEL	DESCRIPTION
------	-------------	-----	------	-------	-------------

## MAT FLOOR AND SCUFF PLATES 27 - RAIDER

13	MB500 058	2			HOOK
14	#MB088 341	2			GROMMET, Screw
15	MS480 013	4			GROMMET, Screw
16					FLOOR MATS, Rubber Set of Two
	4419 267	1			Gray
	4419 268	1			Brown

<b>ENGINE:</b>	P=1800 cc	A=2000 cc	<b>TRANS:</b>	A=Automatic
Blank=All	K=1600 cc (w/o Balance Shaft)	F=2600 cc (Car)	Blank=All	M=All Manual
Q=1500 cc	W=2600 cc (Truck)	V=3000 cc		8=4 x 2 Manual
<b>SERIES:</b>	H=High	<b>MODELS:</b>	24 FWD=2-Dr Hatchback (Colt LA=Colt 100/Eagle Vista)	24 RWD=2-Dr Hatchback (Conquest)
L=Low	E=Economy		41 FWD=4-Dr Sedan (Colt LA=Colt 100/Eagle Vista)	24 FWD=2-Dr Hatchback (Colt LC/Colt 200)
M=Medium	P=Premium		45 FWD-4WD=Sta.Wgn. (Colt LA)	41 FWD=4-Dr Sedan (Colt Summit LC/Colt 200)
			H41 FWD=4-Dr Sedan (2000 GTX)	45 FWD-4WD=Sta.Wgn. (Vista)
			27 RWD-4WD=Pickup(Ram 50,Pwr.Ram 50)	27 4WD=Sport Utility (Raider)
			NOTE: Colt LA 24-41 models and H41 2000 GTX "are Canada only"	

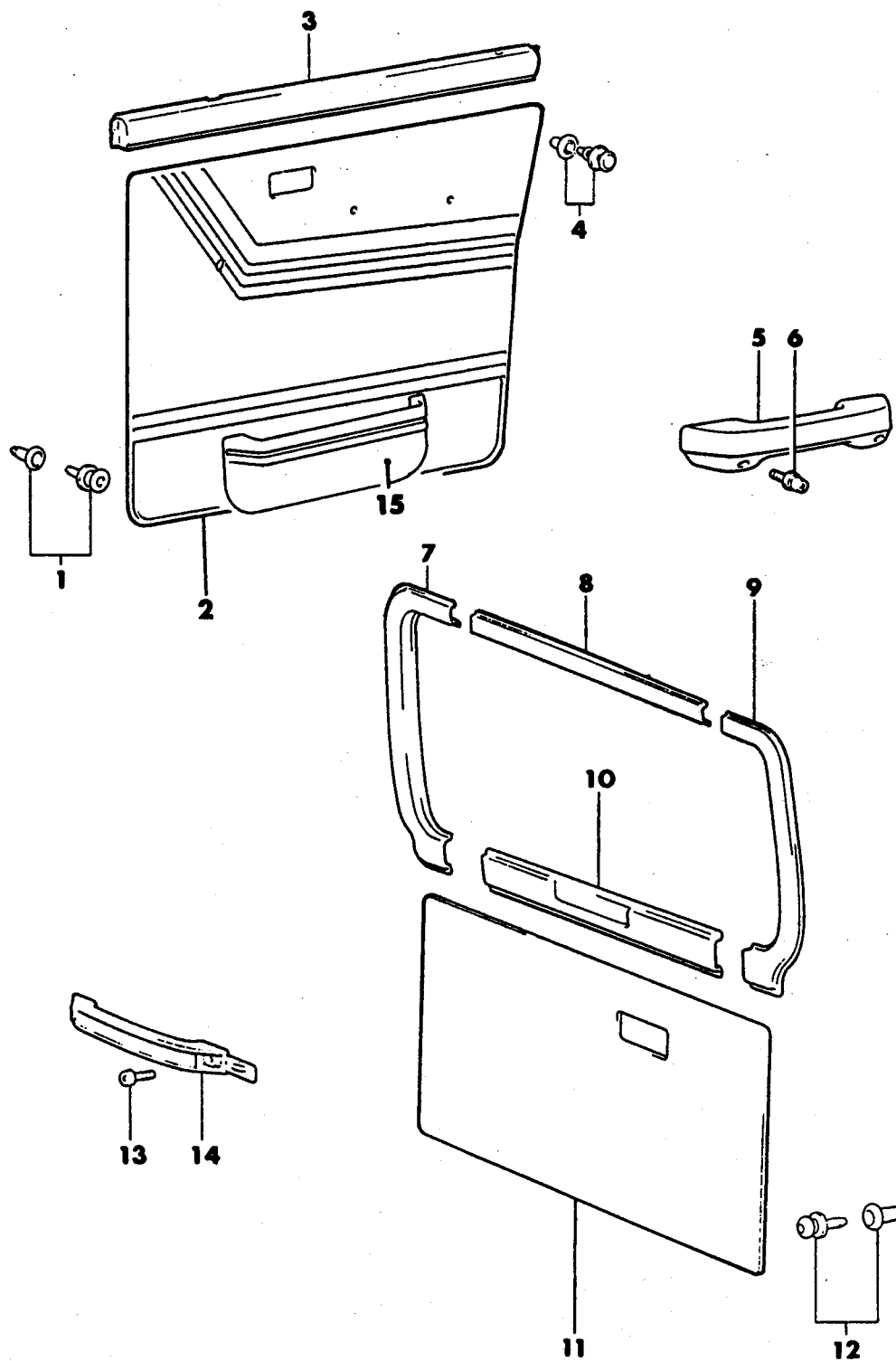
AR=Use as Required # =New Part Number -- =Non Illustrated Part P.A.R.=Paint as Required

NOVEMBER, 1989

819

9738 500

DOOR TRIM PANEL  
27 - RAIDER



# 1989 IMPORT PARTS CATALOG

Figure ITE-500  
Illus. Page ITE-17

## INTERIOR TRIM RAIDER

ITEM	PART NUMBER	QTY	BODY	MODEL	DESCRIPTION
DOOR TRIM PANEL 27 - RAIDER					
1	MB157 802	24			CLIP, Trim
2					PANEL, Door Trim
					w/Power Windows
					LEFT
	MB734 961	1			Gray/Cool Gray
	MB738 492	1			Beige/Brown w/Gray
					RIGHT
	MB734 973	1			Gray/Cool Gray
	MB735 400	1			Beige/Brown w/Gray
					w/o Power Windows
					LEFT
	MB734 969	1			Beige/Brown w/Gray
	MB734 967	1			Gray/Cool Gray
					RIGHT
	MB734 972	1			Beige/Brown w/Gray
	MB734 970	1			Gray/Cool Gray
3					MOULDING, Door Upper
					LEFT
	MB734 942	1			Gray
	MB734 943	1			Beige
					RIGHT
	MB734 944	1			Gray
	MB734 945	1			Beige
4	MB189 910	2			CLIP, Trim
5					ARMREST
	MB253 135	2			Gray
	MB743 092	2			Brown
6	MS350 131	4			SCREW, w/Washer (6x25)
7					MOULDING, Back Door Window Side
					RIGHT
					w/o Defogger
	MB734 891	1			Gray
	MB734 892	1			Beige
	MB734 895	1			Gray, (Canada Only)
	MB734 896	1			Beige, (Canada Only)
	MB720 084	1			Blue
					w/Defogger
	MB734 895	1			Gray
	MB734 896	1			Beige
8					MOULDING, Back Door Window Upper
	MB734 885	1			Gray
	MB734 886	1			Beige
9					MOULDING, Back Door Window Side
					w/o Defogger
	MB734 889	1			Gray
	MB734 890	1			Beige
	MB734 893	1			Gray, (Canada Only)
	MB734 894	1			Beige, (Canada Only)
					(w/Defogger)

<b>ENGINE:</b>		P=1800 cc	A=2000 cc	<b>TRANS:</b>	A=Automatic
Blank=All		K=1600 cc (w/o Balance Shaft)	F=2600 cc (Car)	Blank=All	M=All Manual
Q=1500 cc		W=2600 cc (Truck)	V=3000 cc		8=4 x 2 Manual
<b>SERIES:</b>	H=High	<b>MODELS:</b>	24 FWD=2-Dr Hatchback (Colt LA=Colt 100/Eagle Vista)	24 RWD=2-Dr Hatchback (Conquest)	
L=Low	E=Economy		41 FWD=4-Dr Sedan (Colt LA=Colt 100/Eagle Vista)	24 FWD=2-Dr Hatchback (Colt LC/Colt 200)	
M=Medium	P=Premium		45 FWD=4WD=Sta.Wgn. (Colt LA)	41 FWD=4-Dr Sedan (Colt Summit LC/Colt 200)	
			H41 FWD=4-Dr Sedan (2000 GTX)	45 FWD=4WD=Sta.Wgn. (Vista)	
			27 RWD=4WD=Pickup(Ram 50,Pwr.Ram 50)	27 4WD=Sport Utility (Raider)	
			NOTE: Colt LA 24-41 models and H41 2000 GTX "are Canada only"		

**Illus. Page ITE-18**

ITEM	PART NUMBER	QTY	BODY	MODEL	DESCRIPTION	YTD	ORDER THIS	UNIT
------	-------------	-----	------	-------	-------------	-----	------------	------

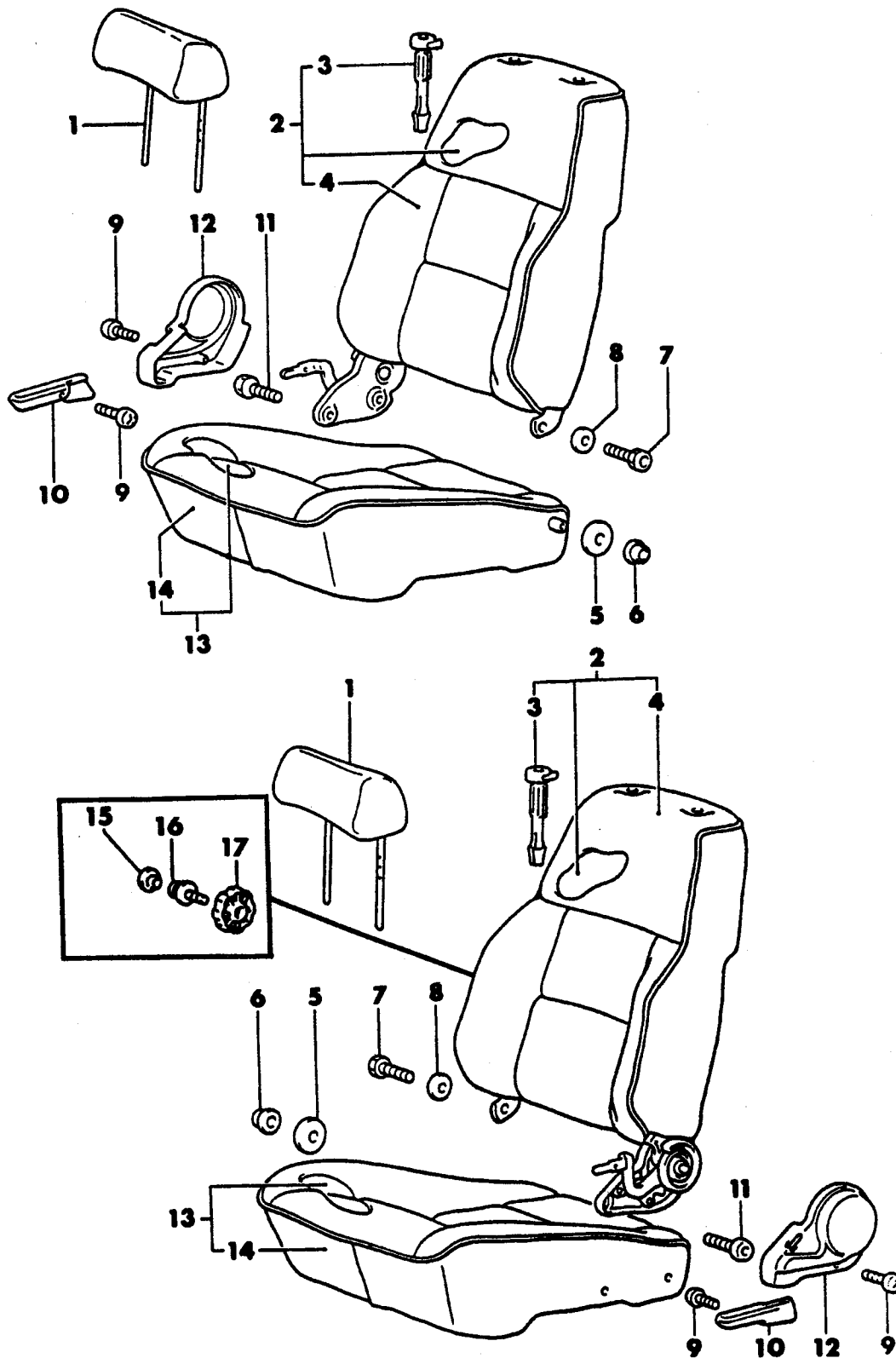
[illegible]

<b>ENGINE:</b>	P=1800 cc	A=2000 cc	<b>TRANS:</b>	A=Automatic
Blank=All	K=1600 cc (w/o Balance Shaft)	F=2600 cc (Car)	Blank=All	M=All Manual
Q=1500 cc	W=2600 cc (Truck)	V=3000 cc		8=4 x 2 Manual
<b>SERIES:</b>	H=High	<b>MODELS:</b>	24 FWD=2-Dr Hatchback (Colt LA=Colt 100/Eagle Vista)	24 RWD=2-Dr Hatchback (Conquest)
L=Low	E=Economy		41 FWD=4-Dr Sedan (Colt LA=Colt 100/Eagle Vista)	24 FWD=2-Dr Hatchback (Colt LC/Colt 200)
M=Medium	P=Premium		45 FWD=4WD=Sta.Wgn. (Colt LA)	41 FWD=4-Dr Sedan (Colt Summit LC/Colt 200)
			H41 FWD=4-Dr Sedan (2000 GTX)	45 FWD=4WD=Sta.Wgn. (Vista)
			27 RWD=4WD=Pickup (Ram 50,Pwr.Ram 50)	27 4WD=Sport Utility (Raider)
			*NOTE: Colt LA 24-41, models and H41 2000 GTX *are Canada only"	



9738 600A

SEAT FRONT  
27 - RAIDER





# 1989 IMPORT PARTS CATALOG

Figure ITE-600  
Illus. Page ITE-21

## INTERIOR TRIM RAIDER

ITEM	PART NUMBER	QTY	BODY	MODEL	DESCRIPTION
SEAT FRONT 27 - RAIDER					
1					HEADREST
	MB724 854	2			Gray
	MB735 828	2			Brown/Beige
2					BACK, Front Seat
					LEFT
	MB646 129	1			Beige
	MB646 063	1			Gray
					RIGHT
	MB646 133	1			Beige
	MB646 087	1			Gray
3					GUIDE, Headrest w/Lock
	MB388 493	3			Gray
	MB735 831	3			Brown
4					COVER, Back
					LEFT
	MB646 069	1			Gray
	MB646 130	1			Beige
					RIGHT
	MB646 093	1			Gray
	MB646 134	1			Beige
5	MB119 756	2			WASHER
6	MB079 118	2			BUSHING
7	MB074 040	2			SCREW
8	MB190 981	2			WASHER, Plain (6)
9	MB410 568	4			SCREW (4x6)
10					KNOB, Recliner
					LEFT
	MB735 856	1			Gray
	MB741 442	1			Brown
					RIGHT
	MB735 858	1			Gray
	MB741 443	1			Brown
11	MB144 649	3			BOLT, Recliner (10x21)
12					COVER, Recliner
					LEFT
	MB735 742	1			Gray
	MB741 398	1			Brown
					RIGHT
	MB735 744	1			Gray
	MB741 399	1			Brown
13					CUSHION, Seat
					LEFT
	MB646 075	1			Gray
	MB646 131	1			Beige
					RIGHT
	MB646 099	1			Gray
	MB646 135	1			Beige
14					COVER, Cushion
					LEFT

<b>ENGINE:</b>	P=1800 cc	A=2000 cc	<b>TRANS:</b>	A=Automatic
Blank=All	K=1600 cc (w/o Balance Shaft)	F=2600 cc (Car)	Blank=All	M=All Manual
Q=1500 cc	W=2600 cc (Truck)	V=3000 cc		8=4 x 2 Manual
<b>SERIES:</b>	H=High	<b>MODELS:</b>	24 FWD=2-Dr Hatchback (Colt LA=Colt 100/Eagle Vista)	24 RWD=2-Dr Hatchback (Conquest)
L=Low	E=Economy		41 FWD=4-Dr Sedan (Colt LA=Colt 100/Eagle Vista)	24 FWD=2-Dr Hatchback (Colt LC/Colt 200)
M=Medium	P=Premium		45 FWD=4-Dr Sedan (Colt LA)	41 FWD=4-Dr Sedan (Colt Summit LC/Colt 200)
			H41 FWD=4-Dr Sedan (2000 GTX)	45 FWD=4-Dr Sedan (Colt Summit LC/Colt 200)
			27 RWD=4-Dr Sedan (2000 GTX)	45 FWD=4-Dr Sedan (Colt Summit LC/Colt 200)
			27 RWD=4-Dr Sedan (2000 GTX)	45 FWD=4-Dr Sedan (Colt Summit LC/Colt 200)
			27 RWD=4-Dr Sedan (2000 GTX)	45 FWD=4-Dr Sedan (Colt Summit LC/Colt 200)
			27 RWD=4-Dr Sedan (2000 GTX)	45 FWD=4-Dr Sedan (Colt Summit LC/Colt 200)
			27 RWD=4-Dr Sedan (2000 GTX)	45 FWD=4-Dr Sedan (Colt Summit LC/Colt 200)
			27 RWD=4-Dr Sedan (2000 GTX)	45 FWD=4-Dr Sedan (Colt Summit LC/Colt 200)
			27 RWD=4-Dr Sedan (2000 GTX)	45 FWD=4-Dr Sedan (Colt Summit LC/Colt 200)
			27 RWD=4-Dr Sedan (2000 GTX)	45 FWD=4-Dr Sedan (Colt Summit LC/Colt 200)
			27 RWD=4-Dr Sedan (2000 GTX)	45 FWD=4-Dr Sedan (Colt Summit LC/Colt 200)
			27 RWD=4-Dr Sedan (2000 GTX)	45 FWD=4-Dr Sedan (Colt Summit LC/Colt 200)
			27 RWD=4-Dr Sedan (2000 GTX)	45 FWD=4-Dr Sedan (Colt Summit LC/Colt 200)
			27 RWD=4-Dr Sedan (2000 GTX)	45 FWD=4-Dr Sedan (Colt Summit LC/Colt 200)
			27 RWD=4-Dr Sedan (2000 GTX)	45 FWD=4-Dr Sedan (Colt Summit LC/Colt 200)
			27 RWD=4-Dr Sedan (2000 GTX)	45 FWD=4-Dr Sedan (Colt Summit LC/Colt 200)
			27 RWD=4-Dr Sedan (2000 GTX)	45 FWD=4-Dr Sedan (Colt Summit LC/Colt 200)
			27 RWD=4-Dr Sedan (2000 GTX)	45 FWD=4-Dr Sedan (Colt Summit LC/Colt 200)
			27 RWD=4-Dr Sedan (2000 GTX)	45 FWD=4-Dr Sedan (Colt Summit LC/Colt 200)
			27 RWD=4-Dr Sedan (2000 GTX)	45 FWD=4-Dr Sedan (Colt Summit LC/Colt 200)
			27 RWD=4-Dr Sedan (2000 GTX)	45 FWD=4-Dr Sedan (Colt Summit LC/Colt 200)
			27 RWD=4-Dr Sedan (2000 GTX)	45 FWD=4-Dr Sedan (Colt Summit LC/Colt 200)
			27 RWD=4-Dr Sedan (2000 GTX)	45 FWD=4-Dr Sedan (Colt Summit LC/Colt 200)
			27 RWD=4-Dr Sedan (2000 GTX)	45 FWD=4-Dr Sedan (Colt Summit LC/Colt 200)
			27 RWD=4-Dr Sedan (2000 GTX)	45 FWD=4-Dr Sedan (Colt Summit LC/Colt 200)
			27 RWD=4-Dr Sedan (2000 GTX)	45 FWD=4-Dr Sedan (Colt Summit LC/Colt 200)
			27 RWD=4-Dr Sedan (2000 GTX)	45 FWD=4-Dr Sedan (Colt Summit LC/Colt 200)
			27 RWD=4-Dr Sedan (2000 GTX)	45 FWD=4-Dr Sedan (Colt Summit LC/Colt 200)
			27 RWD=4-Dr Sedan (2000 GTX)	45 FWD=4-Dr Sedan (Colt Summit LC/Colt 200)
			27 RWD=4-Dr Sedan (2000 GTX)	45 FWD=4-Dr Sedan (Colt Summit LC/Colt 200)
			27 RWD=4-Dr Sedan (2000 GTX)	45 FWD=4-Dr Sedan (Colt Summit LC/Colt 200)
			27 RWD=4-Dr Sedan (2000 GTX)	45 FWD=4-Dr Sedan (Colt Summit LC/Colt 200)
			27 RWD=4-Dr Sedan (2000 GTX)	45 FWD=4-Dr Sedan (Colt Summit LC/Colt 200)
			27 RWD=4-Dr Sedan (2000 GTX)	45 FWD=4-Dr Sedan (Colt Summit LC/Colt 200)
			27 RWD=4-Dr Sedan (2000 GTX)	45 FWD=4-Dr Sedan (Colt Summit LC/Colt 200)
			27 RWD=4-Dr Sedan (2000 GTX)	45 FWD=4-Dr Sedan (Colt Summit LC/Colt 200)
			27 RWD=4-Dr Sedan (2000 GTX)	45 FWD=4-Dr Sedan (Colt Summit LC/Colt 200)
			27 RWD=4-Dr Sedan (2000 GTX)	45 FWD=4-Dr Sedan (Colt Summit LC/Colt 200)
			27 RWD=4-Dr Sedan (2000 GTX)	45 FWD=4-Dr Sedan (Colt Summit LC/Colt 200)
			27 RWD=4-Dr Sedan (2000 GTX)	45 FWD=4-Dr Sedan (Colt Summit LC/Colt 200)
			27 RWD=4-Dr Sedan (2000 GTX)	45 FWD=4-Dr Sedan (Colt Summit LC/Colt 200)
			27 RWD=4-Dr Sedan (2000 GTX)	45 FWD=4-Dr Sedan (Colt Summit LC/Colt 200)
			27 RWD=4-Dr Sedan (2000 GTX)	45 FWD=4-Dr Sedan (Colt Summit LC/Colt 200)
			27 RWD=4-Dr Sedan (2000 GTX)	45 FWD=4-Dr Sedan (Colt Summit LC/Colt 200)
			27 RWD=4-Dr Sedan (2000 GTX)	45 FWD=4-Dr Sedan (Colt Summit LC/Colt 200)
			27 RWD=4-Dr Sedan (2000 GTX)	45 FWD=4-Dr Sedan (Colt Summit LC/Colt 200)
			27 RWD=4-Dr Sedan (2000 GTX)	45 FWD=4-Dr Sedan (Colt Summit LC/Colt 200)
			27 RWD=4-Dr Sedan (2000 GTX)	45 FWD=4-Dr Sedan (Colt Summit LC/Colt 200)
			27 RWD=4-Dr Sedan (2000 GTX)	45 FWD=4-Dr Sedan (Colt Summit LC/Colt 200)
			27 RWD=4-Dr Sedan (2000 GTX)	45 FWD=4-Dr Sedan (Colt Summit LC/Colt 200)
			27 RWD=4-Dr Sedan (2000 GTX)	45 FWD=4-Dr Sedan (Colt Summit LC/Colt 200)
			27 RWD=4-Dr Sedan (2000 GTX)	45 FWD=4-Dr Sedan (Colt Summit LC/Colt 200)
			27 RWD=4-Dr Sedan (2000 GTX)	45 FWD=4-Dr Sedan (Colt Summit LC/Colt 200)
			27 RWD=4-Dr Sedan (2000 GTX)	45 FWD=4-Dr Sedan (Colt Summit LC/Colt 200)
			27 RWD=4-Dr Sedan (2000 GTX)	45 FWD=4-Dr Sedan (Colt Summit LC/Colt 200)
			27 RWD=4-Dr Sedan (2000 GTX)	45 FWD=4-Dr Sedan (Colt Summit LC/Colt 200)
			27 RWD=4-Dr Sedan (2000 GTX)	45 FWD=4-Dr Sedan (Colt Summit LC/Colt 200)
			27 RWD=4-Dr Sedan (2000 GTX)	45 FWD=4-Dr Sedan (Colt Summit LC/Colt 200)
			27 RWD=4-Dr Sedan (2000 GTX)	45 FWD=4-Dr Sedan (Colt Summit LC/Colt 200)
			27 RWD=4-Dr Sedan (2000 GTX)	45 FWD=4-Dr Sedan (Colt Summit LC/Colt 200)
			27 RWD=4-Dr Sedan (2000 GTX)	45 FWD=4-Dr Sedan (Colt Summit LC/Colt 200)
			27 RWD=4-Dr Sedan (2000 GTX)	45 FWD=4-Dr Sedan (Colt Summit LC/Colt 200)
			27 RWD=4-Dr Sedan (2000 GTX)	45 FWD=4-Dr Sedan (Colt Summit LC/Colt 200)
			27 RWD=4-Dr Sedan (2000 GTX)	45 FWD=4-Dr Sedan (Colt Summit LC/Colt 200)
			27 RWD=4-Dr Sedan (2000 GTX)	45 FWD=4-Dr Sedan (Colt Summit LC/Colt 200)
			27 RWD=4-Dr Sedan (2000 GTX)	45 FWD=4-Dr Sedan (Colt Summit LC/Colt 200)
			27 RWD=4-Dr Sedan (2000 GTX)	45 FWD=4-Dr Sedan (Colt Summit LC/Colt 200)
			27 RWD=4-Dr Sedan (2000 GTX)	45 FWD=4-Dr Sedan (Colt Summit LC/Colt 200)
			27 RWD=4-Dr Sedan (2000 GTX)	45 FWD=4-Dr Sedan (Colt Summit LC/Colt 200)
			27 RWD=4-Dr Sedan (2000 GTX)	45 FWD=4-Dr Sedan (Colt Summit LC/Colt 200)
			27 RWD=4-Dr Sedan (2000 GTX)	45 FWD=4-Dr Sedan (Colt Summit LC/Colt 200)
			27 RWD=4-Dr Sedan (2000 GTX)	45 FWD=4-Dr Sedan (Colt Summit LC/Colt 200)
			27 RWD=4-Dr Sedan (2000 GTX)	45 FWD=4-Dr Sedan (Colt Summit LC/Colt 200)
			27 RWD=4-Dr Sedan (2000 GTX)	45 FWD=4-Dr Sedan (Colt Summit LC/Colt 200)
			27 RWD=4-Dr Sedan (2000 GTX)	45 FWD=4-Dr Sedan (Colt Summit LC/Colt 200)
			27 RWD=4-Dr Sedan (2000 GTX)	45 FWD=4-Dr Sedan (Colt Summit LC/Colt 200)
			27 RWD=4-Dr Sedan (2000 GTX)	45 FWD=4-Dr Sedan (Colt Summit LC/Colt 200)
			27 RWD=4-Dr Sedan (2000 GTX)	45 FWD=4-Dr Sedan (Colt Summit LC/Colt 200)
			27 RWD=4-Dr Sedan (2000 GTX)	45 FWD=4-Dr Sedan (Colt Summit LC/Colt 200)
			27 RWD=4-Dr Sedan (2000 GTX)	45 FWD=4-Dr Sedan (Colt Summit LC/Colt 200)
			27 RWD=4-Dr Sedan (2000 GTX)	45 FWD=4-Dr Sedan (Colt Summit LC/Colt 200)
			27 RWD=4-Dr Sedan (2000 GTX)	45 FWD=4-Dr Sedan (Colt Summit LC/Colt 200)
			27 RWD=4-Dr Sedan (2000 GTX)	45 FWD=4-Dr Sedan (Colt Summit LC/Colt 200)
			27 RWD=4-Dr Sedan (2000 GTX)	45 FWD=4-Dr Sedan (Colt Summit LC/Colt 200)
			27 RWD=4-Dr Sedan (2000 GTX)	45 FWD=4-Dr Sedan (Colt Summit LC/Colt 200)
			27 RWD=4-Dr Sedan (2000 GTX)	45 FWD=4-Dr Sedan (Colt Summit LC/Colt 200)
			27 RWD=4-Dr Sedan (2000 GTX)	45 FWD=4-Dr Sedan (Colt Summit LC/Colt 200)
			27 RWD=4-Dr Sedan (2000 GTX)	45 FWD=4-Dr Sedan (Colt Summit LC/Colt 200)
			27 RWD=4-Dr Sedan (2000 GTX)	45 FWD=4-Dr Sedan (Colt Summit LC/Colt 200)
			27 RWD=4-Dr Sedan (2000 GTX)	45 FWD=4-Dr Sedan (Colt Summit LC/Colt 200)
			27 RWD=4-Dr Sedan (2000 GTX)	45 FWD=4-Dr Sedan (Colt Summit LC/Colt 200)
			27 RWD=4-Dr Sedan (2000 GTX)	45 FWD=4-Dr Sedan (Colt Summit LC/Colt 200)
			27 RWD=4-Dr Sedan (2000 GTX)	45 FWD=4-Dr Sedan (Colt Summit LC/Colt 200)
			27 RWD=4-Dr Sedan (2000 GTX)	45 FWD=4-Dr Sedan (Colt Summit LC/Colt 200)
			27 RWD=4-Dr Sedan (2000 GTX)	45 FWD=4-Dr Sedan (Colt Summit LC/Colt 200)
			27 RWD=4-Dr Sedan (2000 GTX)	45 FWD=4-Dr Sedan (Colt Summit LC/Colt 200)
			27 RWD=4-Dr Sedan (2000 GTX)	45 FWD=4-Dr Sedan (Colt Summit LC/Colt 200)
			27 RWD=4-Dr Sedan (2000 GTX)	45 FWD=4-Dr Sedan (Colt Summit LC/Colt 200)
			27 RWD=4-Dr Sedan (2000 GTX)	45 FWD=4-Dr Sedan (Colt Summit LC/Colt 200)
			27 RWD=4-Dr Sedan (2000 GTX)	45 FWD=4-Dr Sedan (Colt Summit LC/Colt 200)
			27 RWD=4-Dr Sedan (2000 GTX)	45 FWD=4-Dr Sedan (Colt Summit LC/Colt 200)

# 1989 IMPORT PARTS CATALOG

Figure ITE-600  
Illus. Page ITE-22

INTERIOR TRIM RAIDER

ITEM	PART NUMBER	QTY	BODY	MODEL	DESCRIPTION
------	-------------	-----	------	-------	-------------

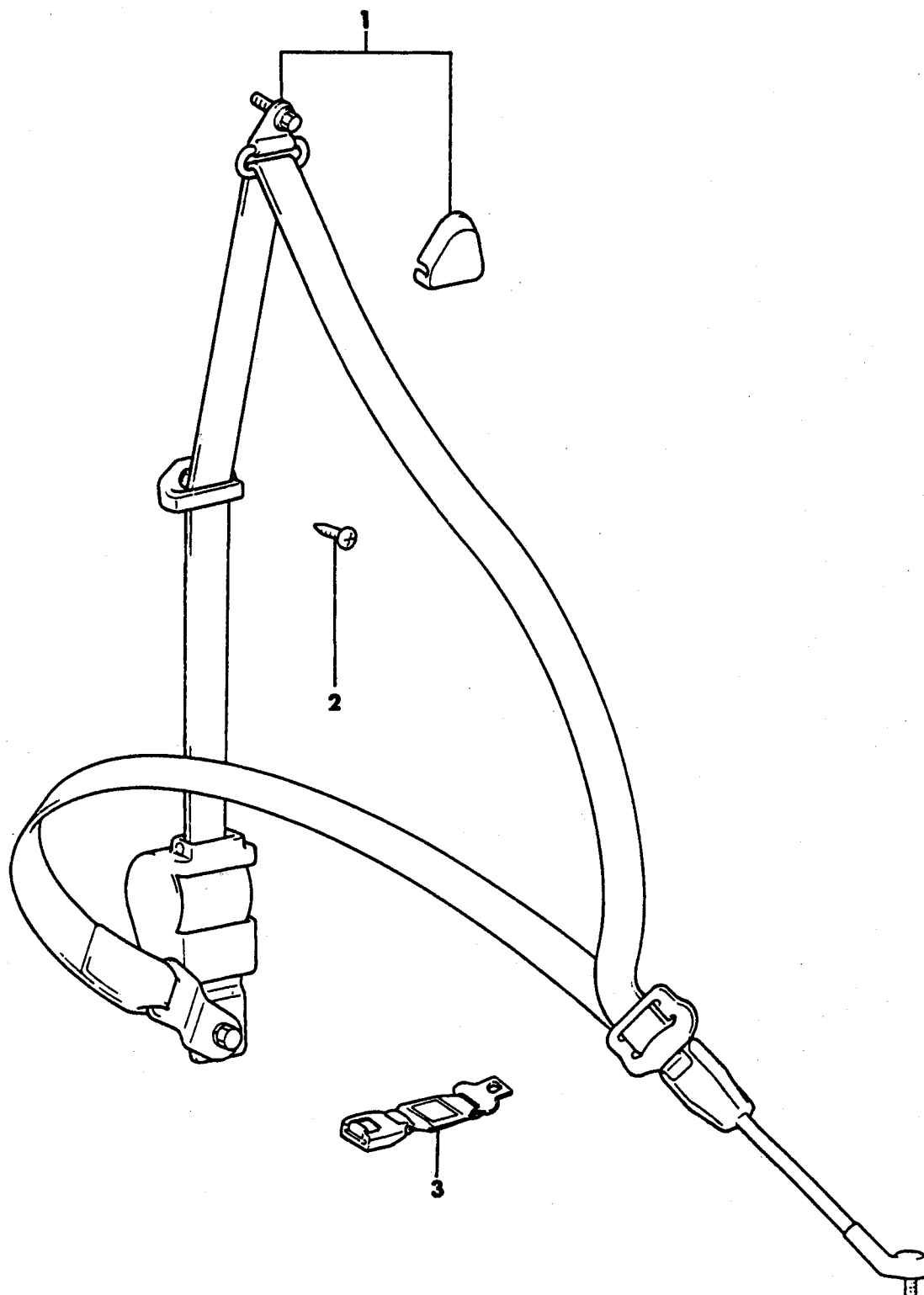
## SEAT FRONT 27 - RAIDER

	MB646 081	1			Gray
	MB646 132	1			Beige
					RIGHT
	MB646 105	1			Gray
	MB646 136	1			Beige
15	MB647 414	2			CAP, Side Support (Gray)
16	MF351 443	2			SCREW, (4x12)
17	MB647 411	2			LEVER, (Gray)

<b>ENGINE:</b>		P=1800 cc	A=2000 cc	<b>TRANS:</b>		A=Automatic
Blank=All		K=1600 cc (w/o Balance Shaft)	F=2600 cc (Car)	Blank=All		M=All Manual
Q=1500 cc		W=2600 cc (Truck)	V=3000 cc			8=4 x 2 Manual
<b>SERIES:</b>	H=High	<b>MODELS:</b>		24 FWD=2-Dr Hatchback (Colt LA=Colt 100/Eagle Vista)	24 RWD=2-Dr Hatchback (Conquest)	
L=Low	E=Economy	41 FWD=4-Dr Sedan (Colt LA=Colt 100/Eagle Vista)		24 FWD=2-Dr Hatchback (Colt LC/Colt 200)	41 FWD=4-Dr Sedan (Colt Summit LC/Colt 200)	
M=Medium	P=Premium	45 FWD-4WD=Sta.Wgn. (Colt LA)		41 FWD=4-Dr Sedan (Colt Summit LC/Colt 200)	45 FWD-4WD=Sta.Wgn. (Vista)	
		H41 FWD=4-Dr Sedan (2000 GTX)		45 FWD-4WD=Sta.Wgn. (Vista)	27 4WD=Sport Utility (Raider)	
		27 RWD-4WD=Pickup(Ram 50,Pwr.Ram 50)				
		NOTE: Colt LA 24-41 models and H41 2000 GTX "are Canada only"				



9738 700

BELT FRONT SEAT  
27 - RAIDER

# 1989 IMPORT PARTS CATALOG

Figure ITE-700  
Illus. Page ITE-25

## INTERIOR TRIM RAIDER

ITEM	PART NUMBER	QTY	BODY	MODEL	DESCRIPTION
------	-------------	-----	------	-------	-------------

### BELT FRONT SEAT 27 - RAIDER

1					BELT, Front Seat
					LEFT
	MB736 148	1			Gray
	MB736 149	1			Beige
					RIGHT
	MB736 150	1			Gray
	MB736 151	1			Beige
2	MF455 033	6			SCREW, Tapping (5x16)
3	MB544 777	AR			EXTENDER, Belt

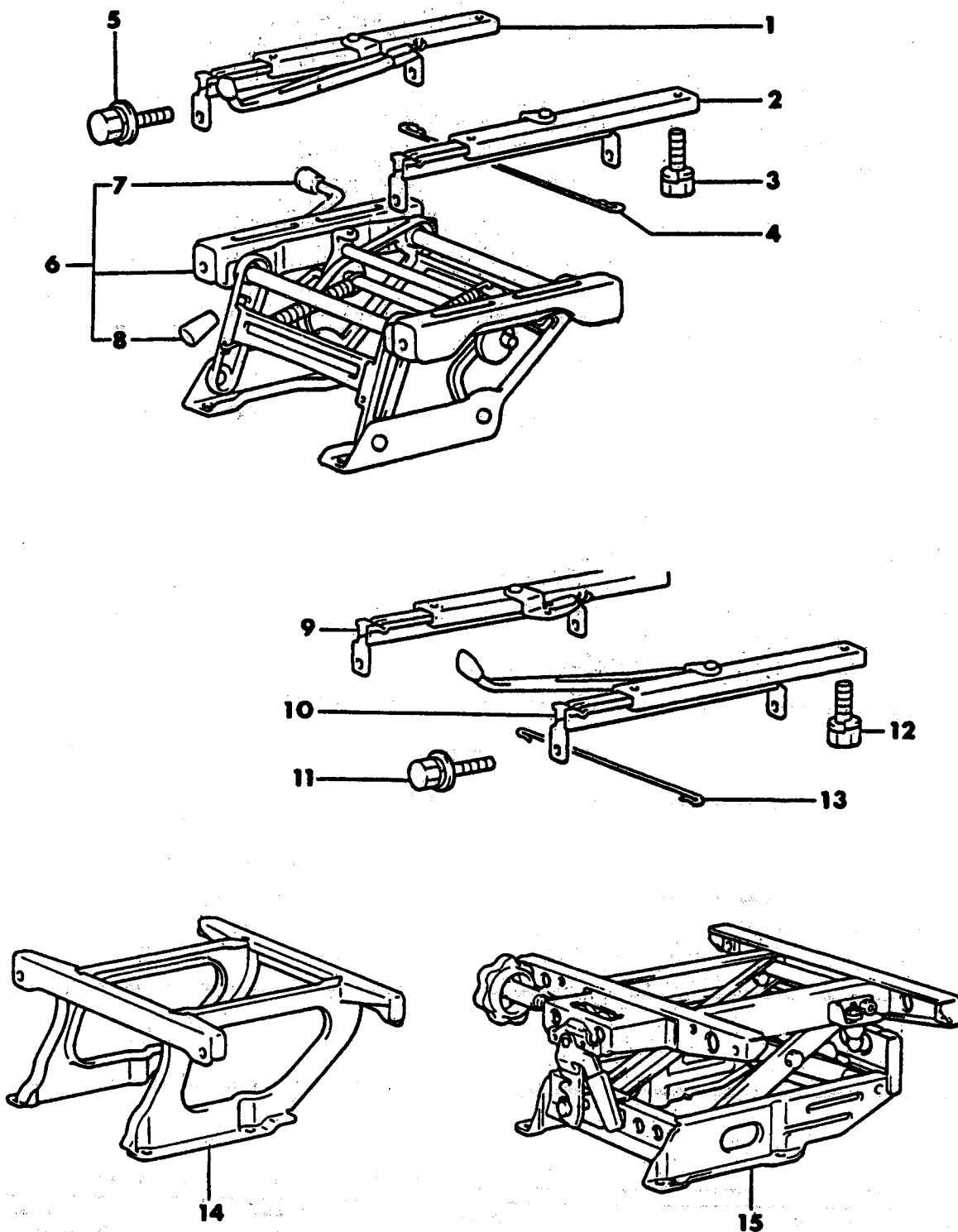
<b>ENGINE:</b>	P=1800 cc	A=2000 cc	<b>TRANS:</b>	A=Automatic
Blank=All	K=1600 cc (w/o Balance Shaft)	F=2600 cc (Car)	Blank=All	M=All Manual
Q=1500 cc	W=2600 cc (Truck)	V=3000 cc		8=4 x 2 Manual
<b>SERIES:</b>	H=High	<b>MODELS:</b>	24 FWD=2-Dr Hatchback (Colt LA=Colt 100/Eagle Vista)	24 RWD=2-Dr Hatchback (Conquest)
L=Low	E=Economy		41 FWD=4-Dr Sedan (Colt LA=Colt 100/Eagle Vista)	24 FWD=2-Dr Hatchback (Colt LC/Colt 200)
M=Medium	P=Premium		45 FWD-4WD=Sta.Wgn. (Colt LA)	41 FWD=4-Dr Sedan (Colt Summit LC/Colt 200)
			H41 FWD=4-Dr Sedan (2000 GTX)	45 FWD-4WD=Sta.Wgn. (Vista)
			27 RWD-4WD=Pickup(Ram 50,Pwr.Ram 50)	27 4WD=Sport Utility (Raider)
			NOTE: Colt LA 24-41 models and H41 2000 GTX "are Canada only"	

AR=Use as Required # =New Part Number --Non Illustrated Part P.A.R.=Paint as Required

NOVEMBER, 1989

ADJUSTERS AND RISORS  
 27 - RAIDER

9738 800



# 1989 IMPORT PARTS CATALOG

Figure ITE-800  
Illus. Page ITE-27

## INTERIOR TRIM RAIDER

ITEM	PART NUMBER	QTY	BODY	MODEL	DESCRIPTION
------	-------------	-----	------	-------	-------------

### ADJUSTERS AND RISORS 27 - RAIDER

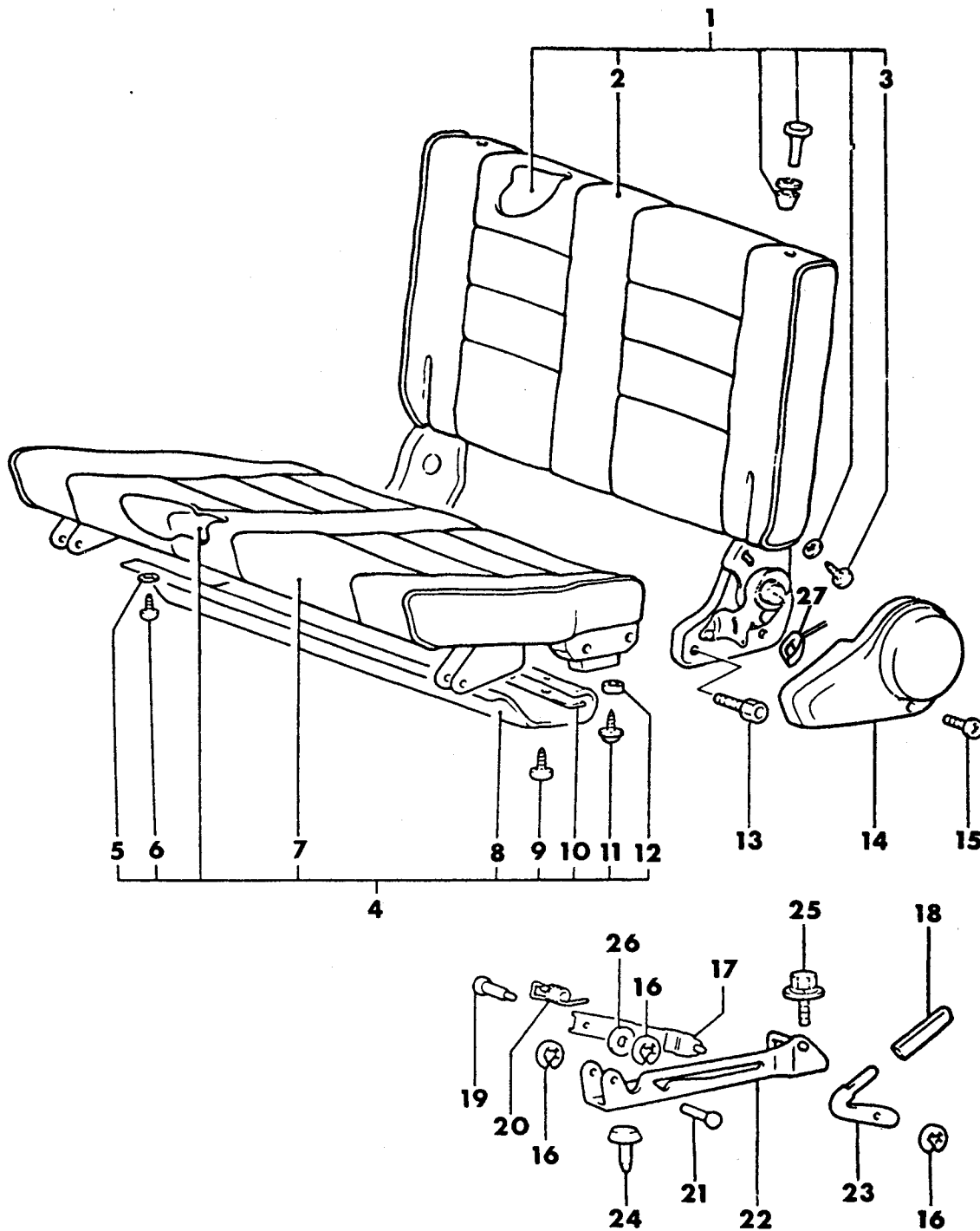
PASSENGER SEAT					
1	#MB237 442	1			ADJUSTER, Outboard
2	MB237 443	1			ADJUSTER, Inboard
3	MF241 253	8			BOLT, w/Washer (8x20)
4	MB226 488	1			WIRE, Pull
5	MB342 638	16			BOLT, w/Washer
6	MB237 435	1			RISOR, Lever Control (Right Seat)
7	MB371 279	1			LEVER, Risor
8	MB371 280	1			CAP, Risor Lever
DRIVERS SEAT					
9	MB237 441	1			ADJUSTER, Inboard
10	MB237 440	1			ADJUSTER, Outboard
11	MB342 638	16			BOLT, w/Washer
12	MF241 253	8			BOLT, w/Washer (8x20)
13	MB226 488	1			WIRE, Pull
14					RISOR
	MB279 133	1			(Use Up To 5-1-88)
	MB602 851	1			(Use After 5-1-88)
15					RISOR, Knob Control (Left Seat)
	MB559 081	1			(Use Up To 5-1-88)
	MB602 850	1			(Use After 5-1-88)

ENGINE:		TRANS:	
P=1800 cc	A=2000 cc	A=Automatic	
Blank=All	K=1600 cc (w/o Balance Shaft)	F=2600 cc (Car)	M=All Manual
Q=1500 cc	W=2600 cc (Truck)	V=3000 cc	8=4 x 2 Manual
SERIES:		MODELS:	
H=High		24 FWD=2-Dr Hatchback (Colt LA=Colt 100/Eagle Vista)	24 RWD=2-Dr Hatchback (Conquest)
L=Low	E=Economy	41 FWD=4-Dr Sedan (Colt LA=Colt 100/Eagle Vista)	24 FWD=2-Dr Hatchback (Colt LC/Colt 200)
M=Medium	P=Premium	45 FWD-4WD=Sta.Wgn. (Colt LA)	41 FWD=4-Dr Sedan (Colt Summit LC/Colt 200)
		H41 FWD=4-Dr Sedan (2000 GTX)	45 FWD-4WD=Sta.Wgn. (Vista)
		27 RWD-4WD=Pickup(Ram 50,Pwr.Ram 50)	27 4WD=Sport Utility (Raider)
		NOTE: Colt LA 24-41 models and H41 2000 GTX "are Canada only"	

AR=Use as Required # =New Part Number — =Non Illustrated Part P.A.R.=Paint as Required

NOVEMBER, 1989

9738 900 A

SEAT REAR  
27 - RAIDER



# 1989 IMPORT PARTS CATALOG

Figure ITE-900  
illus. Page ITE-29

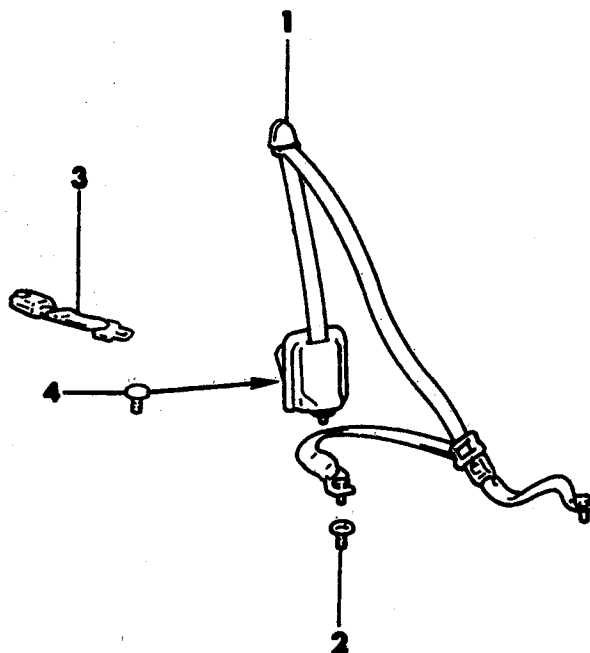
## INTERIOR TRIM RAIDER

ITEM	PART NUMBER	QTY	BODY	MODEL	DESCRIPTION
SEAT REAR 27 - RAIDER					
1					BACK, Rear Seat
	MB738 465	1			Gray
	MB738 466	1			Beige
2					COVER, Back
	MB738 467	1			Gray
	MB738 468	1			Beige
3	MF455 151	4			SCREW, Tapping (5x12)
4					CUSHION, Seat
	MB738 472	1			Gray
	MB738 473	1			Beige
5	#MB024 468	4			WASHER
6	#MF457 305	4			SCREW, Tapping (5x12)
7					COVER, Cushion
	MB738 474	1			Gray
	MB738 475	1			Beige
8					PANEL, Underneath Cushion (Use Up To 6-1-88)
	MB735 851	1			Gray
	MB735 850	1			Brown (Use After 6-1-88)
	MB635 849	1			Gray, (Canada Only)
	MB741 435	1			Brown, (Canada Only)
9	#MF455 153	5			SCREW, Tapping (5x16)
10	#MB473 050				MOULDING
11	MF456 471	4			SCREW, Tapping (5x12)
12	#MB165 597	4			DAMPER
13	MF241 280	4			BOLT, Recliner
14					COVER, Recliner
					LEFT
	MB735 789	1			Gray
	MB741 418	1			Brown
					RIGHT
	MB735 791	1			Gray
	MB741 419	1			Brown
15	#MF456 575	2			SCREW, Tapping (4x8)
16	#MF522 404	4			SNAP RING (6)
17	#MB342 672	1			LINK
18	#MB300 319	1			KNOB
19	#MB299 669	1			PIN, Special
20	#MB299 667	1			SPRING, Torsion
21	#MB299 668	2			PIN, Clevis
22					BRACKET, Leg
	MB410 895	1			Left
	MB410 896	1			Right
23	#MB299 665	1			LEVER
24	MS660 153	AR			PLUG
25	MS240 159	6			BOLT, w/Washer (8x25)
26	MB411 098	1			WASHER
27					CABLE and PULL RING, (Serviced In Item 1 Only)

<b>ENGINE:</b>		P=1800 cc	A=2000 cc	<b>TRANS:</b>		A=Automatic
Blank=All		K=1600 cc (w/o Balance Shaft)	F=2600 cc (Car)	Blank=All		M=All Manual
Q=1500 cc		W=2600 cc (Truck)	V=3000 cc			8=4 x 2 Manual
<hr/>						
<b>SERIES:</b>	H=High	<b>MODELS:</b>	24 FWD=2-Dr Hatchback (Colt LA=Colt 100/Eagle Vista)		24 RWD=2-Dr Hatchback (Conquest)	
L=Low	E=Economy		41 FWD=4-Dr Sedan (Colt LA=Colt 100/Eagle Vista)		24 FWD=2-Dr Hatchback (Colt LC/Colt 200)	
M=Medium	P=Premium		45 FWD-4WD=Sta.Wgn. (Colt LA)		41 FWD=4-Dr Sedan (Colt Summit LC/Colt 200)	
			H41 FWD=4-Dr Sedan (2000 GTX)		45 FWD-4WD=Sta.Wgn. (Vista)	
			27 RWD-4WD=Pickup(Ram 50,Pwr.Ram 50)		27 4WD=Sport Utility (Raider)	
NOTE: Colt LA 24-41 models and H41 2000 GTX "are Canada only"						

AR=Use as Required # =New Part Number - =Non Illustrated Part P.A.R.=Paint as Required

NOVEMBER, 1989

**9738 1000 A****BELT REAR SEAT  
27 - RAIDER****(REAR)**

# 1989 IMPORT PARTS CATALOG

Figure ITE-1000  
Illus. Page ITE-31

## INTERIOR TRIM RAIDER

ITEM	PART NUMBER	QTY	BODY	MODEL	DESCRIPTION
BELT REAR SEAT 27 - RAIDER					
1					BELT, Seat
					LEFT
	MB735 682	1			Gray
	MB735 683	1			Beige
					RIGHT
	MB735 684	1			Gray
	MB735 685	1			Beige
					SEAT BELT ASSEMBLY, Rear
	MB598 385	1			Complete
	MB601 142	1			Left
	MB601 143	1			Right
2	MA610 342	8			PLUG
3	MB544 777	AR			EXTENDER, Belt
4					PLUG
	MB734 850	2			Gray
	MB734 851	2			Beige

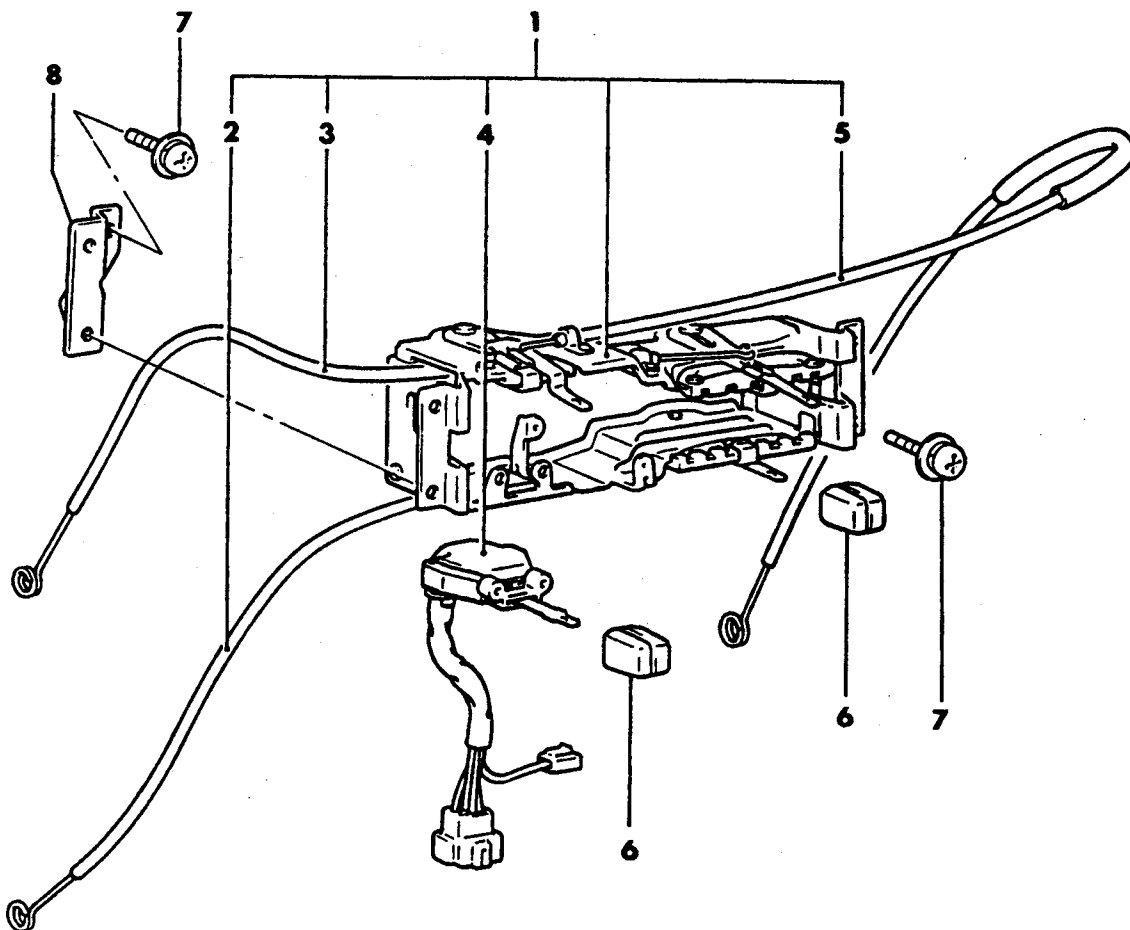
<b>ENGINE:</b>		P=1800 cc	A=2000 cc	<b>TRANS:</b>	A=Automatic
Blank=All		K=1600 cc (w/o Balance Shaft)	F=2600 cc (Car)	Blank=All	M=All Manual
Q=1500 cc		W=2600 cc (Truck)	V=3000 cc		8=4 x 2 Manual
<b>SERIES:</b>	H=High	<b>MODELS:</b>		24 FWD=2-Dr Hatchback (Colt LA=Colt 100/Eagle Vista)	24 RWD=2-Dr Hatchback (Conquest)
L=Low	E=Economy	41 FWD=4-Dr Sedan (Colt LA=Colt 100/Eagle Vista)		24 FWD=2-Dr Hatchback (Colt LC/Colt 200)	
M=Medium	P=Premium	45 FWD-4WD=Sta.Wgn. (Colt LA)		41 FWD=4-Dr Sedan (Colt Summit LC/Colt 200)	
		H41 FWD=4-Dr Sedan (2000 GTX)		45 FWD-4WD=Sta.Wgn. (Vista)	
		27 RWD-4WD=Pickup(Ram 50,Pwr.Ram 50)		27 4WD=Sport Utility (Raider)	
		NOTE: Colt LA 24-41 models and H41 2000 GTX "are Canada only"			

AR=Use as Required # =New Part Number -- =Non Illustrated Part P.A.R.=Paint as Required

NOVEMBER, 1989

9724 700

CONTROL, HEATER  
RAIDER



# 1989 IMPORT PARTS CATALOG

HEATER AND AIR  
CONDITIONING

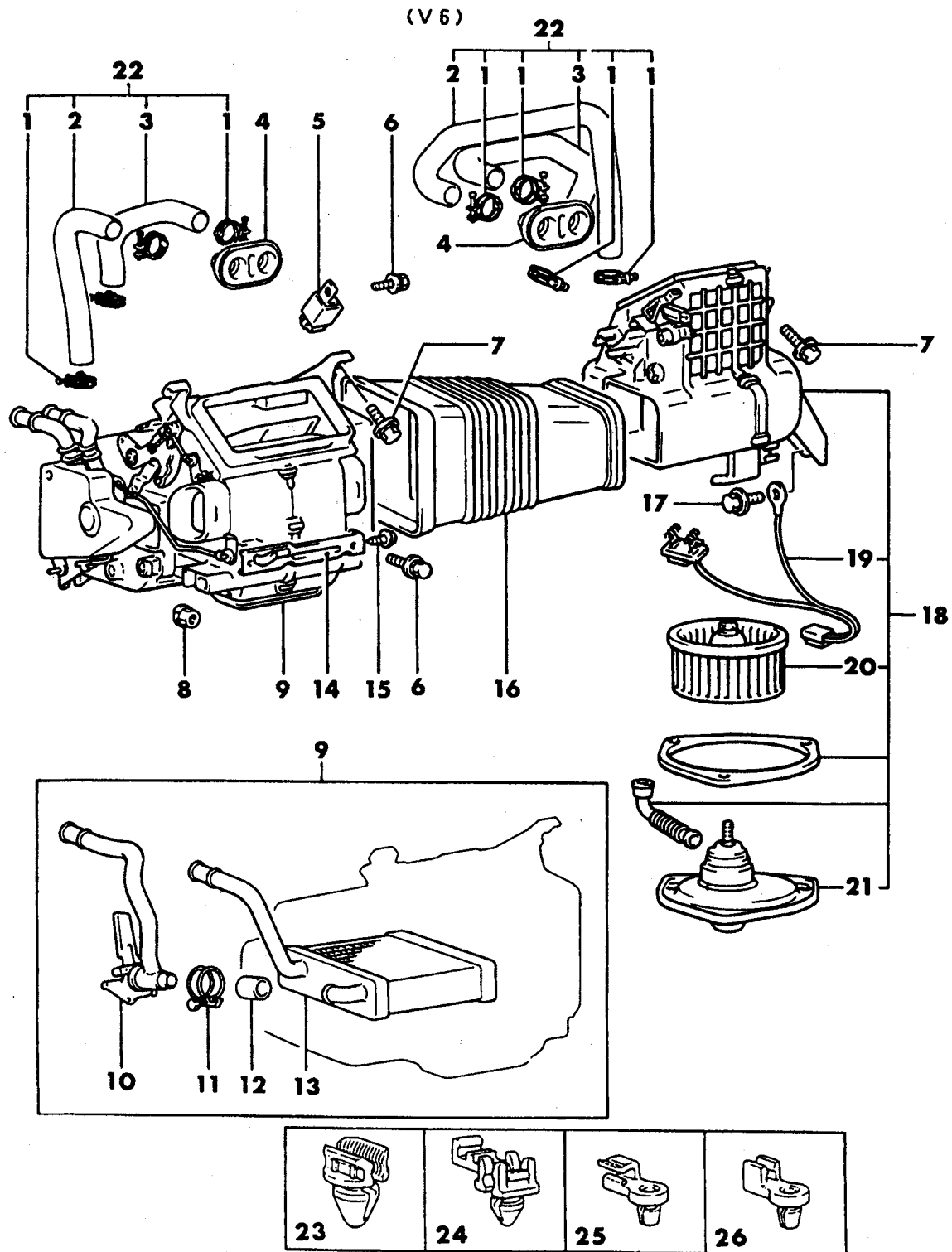
Figure 24-700  
Illus. Page 24-17

ITEM	PART NUMBER	QTY	BODY	MODEL	DESCRIPTION
CONTROL, HEATER RAIDER					
1	MB438 999	1			CONTROL
2	MB439 252	1			WIRE, Control (Mode)
3	MB438 994	1			WIRE, Control (Temp)
4	MB438 983	1			SWITCH, Heater
5	MB438 995	1			WIRE, Control (Recirc-Fresh)
6	MB123 403	4			KNOB
7	MF350 767	8			SCREW, w/WASHER, (5x10mm)
8					BRACKET
	MB439 000	1			Left Hand
	MB439 001	1			Right Hand

<b>ENGINE:</b>		P=1800 cc	A=2000 cc	<b>TRANS:</b>		A=Automatic
Blank=All		K=1600 cc (w/o Balance Shaft)	F=2600 cc (Car)	Blank=All		M=All Manual
Q=1500 cc		W=2600 cc (Truck)	V=3000 cc			8=4 x 2 Manual
<b>SERIES:</b>		H=High	<b>MODELS:</b>		24 FWD=2-Dr Hatchback (Colt LA=Colt 100/Eagle Vista)	24 RWD=2-Dr Hatchback (Conquest)
L=Low	E=Economy		41 FWD=4-Dr Sedan (Colt LA=Colt 100/Eagle Vista)		24 FWD=2-Dr Hatchback (Colt LC/Colt 200)	
M=Medium	P=Premium		45 FWD-4WD=Sta.Wgn. (Colt LA)		41 FWD=4-Dr Sedan (Colt Summit LC/Colt 200)	
			H41 FWD=4-Dr Sedan (2000 GTX)		45 FWD-4WD=Sta.Wgn. (Vista)	
			27 RWD-4WD=Pickup(Ram 50,Pwr.Ram 50)		27 4WD=Sport Utility (Raider)	
NOTE: Colt LA 24-41 models and H41 2000 GTX "are Canada only"						

9724 1600

HEATER UNIT AND HEATER PLUMBING  
27 - RAIDER



# 1989 IMPORT PARTS CATALOG

HEATER AND AIR  
CONDITIONING

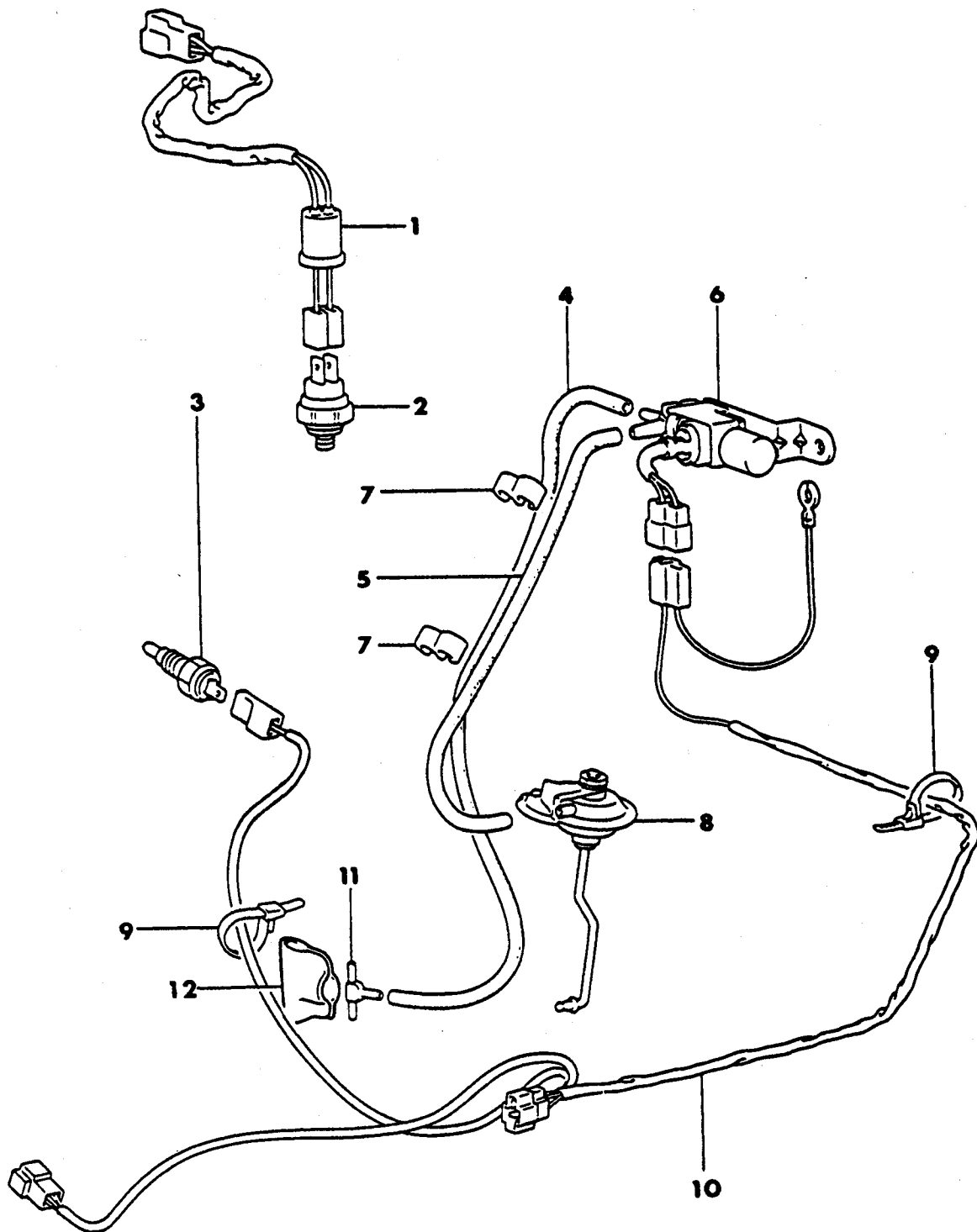
Figure 24-1600  
Illus. Page 24-35

ITEM	PART NUMBER	QTY	BODY	MODEL	DESCRIPTION
HEATER UNIT AND HEATER PLUMBING					
27 - RAIDER					
1	MA609 047	4			CLAMP, Hose
2					HOSE, Water (serviced in Item 22)
3					HOSE, Water (serviced in Item 22)
4	MB167 894	1			GROMMET
5	MB229 456	1			RELAY, Heater Blower
6	MF243 622	2			BOLT, w/WASHER, (6x12mm)
7	MS240 145	4			BOLT, w/WASHER, (8x20mm)
8	MS440 523	2			NUT, w/WASHER, (8mm)
9	MB239 403	1			UNIT, Heater
10	MB272 294	1			VALVE, Water
11	MB123 436	1			CLAMP
12	MB081 099	1			HOSE
13	MB272 291	1			CORE, Heater
14	MB381 658	1			BRACKET, I/PANEL
15	MS450 156	2			SCREW, Tapping, (5x12mm)
16	MB239 416	1			DUCT
17	MB239 844	1			BOLT, w/WASHER
18	MB239 411	1			BLOWER
19	MB272 517	1			RESISTOR, Heater
20	MB188 930	1			FAN, Heater Control
21	MB298 018	1			MOTOR, Blower
22					HOSE PACKAGE
	MB527 586	1			W Engine
	MB598 095	1			V Engine
23	MB177 438	AR			CLAMP
24	MB365 999	AR			HOLDER, Rod
25	MB239 132	AR			HOLDER, Rod
26	MB188 451	AR			HOLDER, Rod

<b>ENGINE:</b>		P=1600 cc	A=2000 cc	<b>TRANS:</b>	A=Automatic
Blank=All		K=1600 cc (w/o Balance Shaft)	F=2600 cc (Car)	Blank=All	
Q=1500 cc		W=2600 cc (Truck)	V=3000 cc	M=All Manual	
				8=4 x 2 Manual	
<b>SERIES:</b>		H=High	<b>MODELS:</b>	24 FWD=2-Dr Hatchback (Colt LA=Colt 100/Eagle Vista)	24 RWD=2-Dr Hatchback (Conquest)
L=Low		E=Economy		41 FWD=4-Dr Sedan (Colt LA=Colt 100/Eagle Vista)	24 FWD=2-Dr Hatchback (Colt LC/Colt 200)
M=Medium		P=Premium		45 FWD-4WD=Sta.Wgn. (Colt LA)	41 FWD=4-Dr Sedan (Colt Summit LC/Colt 200)
				H41 FWD=4-Dr Sedan (2000 GTX)	45 FWD-4WD=Sta.Wgn. (Vista)
				27 RWD-4WD=Pickup(Ram 50,Pwr.Ram 50)	27 4WD=Sport Utility (Raider)
NOTE: Colt LA 24-41 models and H41 2000 GTX "are Canada only"					

WIRING HARNESS  
27 - RAIDER

9724 1850





# 1989 IMPORT PARTS CATALOG

HEATER AND AIR  
CONDITIONING

Figure 24-1850  
Illus. Page 24-45

ITEM	PART NUMBER	QTY	BODY	MODEL	DESCRIPTION
WIRING HARNESS					
27 - RAIDER					
1	MB239 482	1			HARNESS, Air Conditioner B
2	MB239 485	1			SWITCH, Pressure
3					SWITCH, Water Temperature
	MB188 771	1			W Engine
	#MB568 959	1			V Engine
4	MB272 128	1			HOSE, Vacuum
5	MB272 137	1			HOSE, Vacuum
6	MB609 119	1			VALVE, Solenoid
7	MD120 818	2			CLAMP, Emission Hose
8	MD239 491	1			ACTUATOR, Vacuum
9	MD005 473	8			CLAMP, Hose
10					HARNESS, Air Conditioner
	MB379 803	1			W Engine
	MB568 498	1			V Engine
11	MD001 865	1			TERMINAL, Vacuum
12	MB001 815	1			COVER, Speed Control Vacuum Terminal

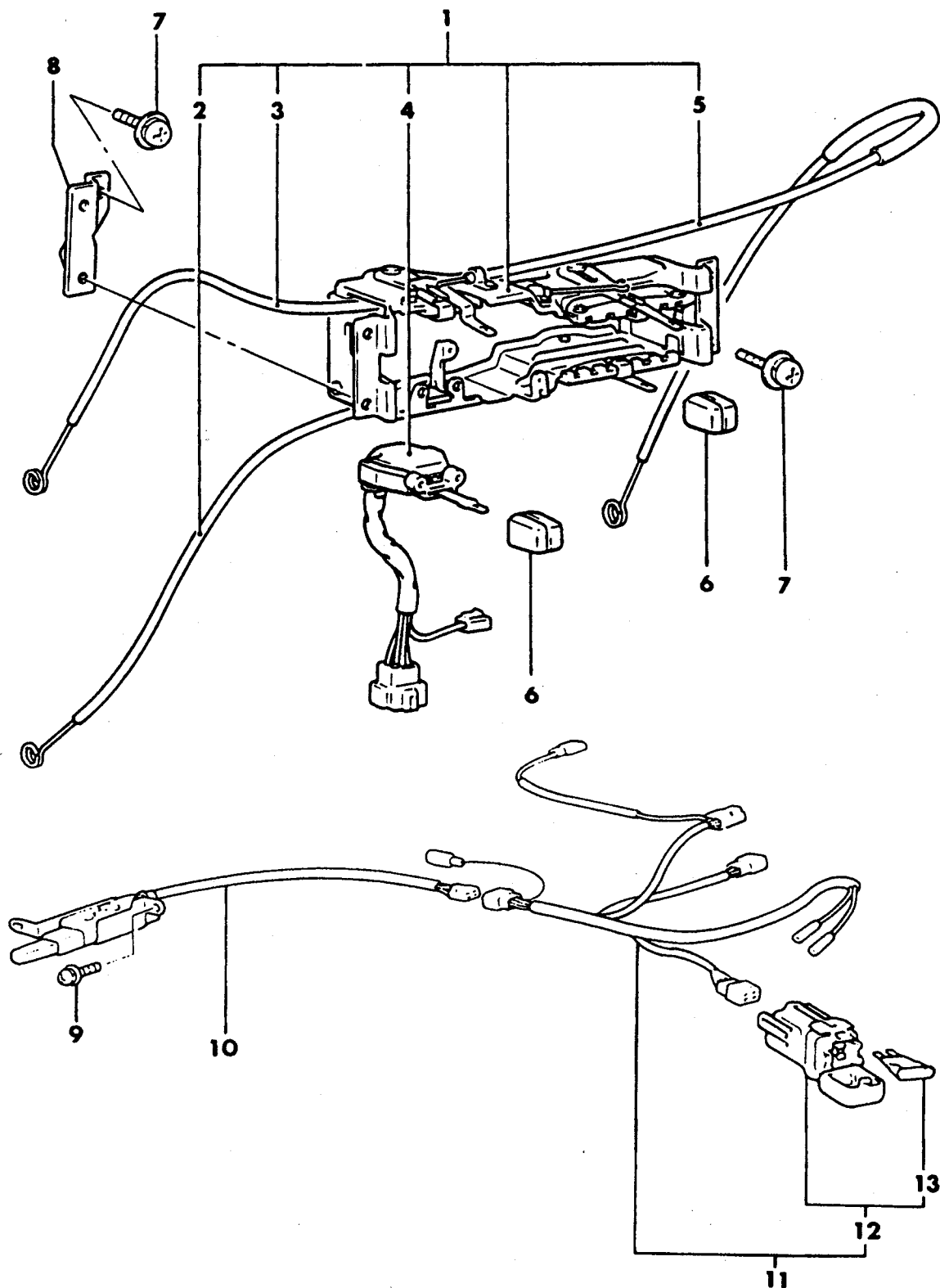
<b>ENGINE:</b>	P=1800 cc	A=2000 cc	<b>TRANS:</b>	A=Automatic
Blank=All	K=1600 cc (w/o Balance Shaft)	F=2600 cc (Car)	Blank=All	M=All Manual
Q=1500 cc	W=2600 cc (Truck)	V=3000 cc		8=4 x 2 Manual
<b>SERIES:</b>	H=High	<b>MODELS:</b>	24 FWD=2-Dr Hatchback (Colt LA=Colt 100/Eagle Vista)	24 RWD=2-Dr Hatchback (Conquest)
L=Low	E=Economy	41 FWD=4-Dr Sedan (Colt LA=Colt 100/Eagle Vista)	24 FWD=2-Dr Hatchback (Colt LC/Colt 200)	
M=Medium	P=Premium	45 FWD-4WD=Sta.Wgn. (Colt LA)	41 FWD=4-Dr Sedan (Colt Summit LC/Colt 200)	
		H41 FWD=4-Dr Sedan (2000 GTX)	45 FWD-4WD=Sta.Wgn. (Vista)	
		27 RWD-4WD=Pickup(Ram 50,Pwr.Ram 50)	27 4WD=Sport Utility (Raider)	
		NOTE: Colt LA 24-41 models and H41 2000 GTX "are Canada only"		

AR=Use as Required # =New Part Number — =Non Illustrated Part P.A.R.=Paint as Required

NOVEMBER, 1989

CONTROLS, HEATER AND AIR CONDITINER  
27 - RAIDER

9724 2025



# 1989 IMPORT PARTS CATALOG

HEATER AND AIR  
CONDITIONING

Figure 24-2025  
Illus. Page 24-51

ITEM	PART NUMBER	QTY	BODY	MODEL	DESCRIPTION
CONTROLS, HEATER AND AIR CONDITINER					
27 - RAIDER					
1	MB438 999	1			CONTROL
2	MB439 252	1			WIRE, Control (Mode)
3	MB438 994	1			WIRE, Control (Temp)
4	MB438 983	1			SWITCH, Heater
5	MB438 995	1			WIRE, Control (Recirc-Fresh)
6	MB123 403	4			KNOB
7	MF350 767	8			SCREW, w/WASHER, (5x10mm)
8					BRACKET
	MB439 000	1			Left Hand
	MB439 001	1			Right Hand
9	MF350 722	2			SCREW and WASHER (3x8 4t)
10	MB332 616	1			SWITCH, A/C Water Temperature
11					HARNES, Temperature Upper Sensor
	MB332 506	1			W Engine
	MB568 958	1			V Engine, A/C Compressor
12	MB609 116	1			BOX, Fuse
13	MS810 967	1			FUSE, Blade Type 20A Yellow

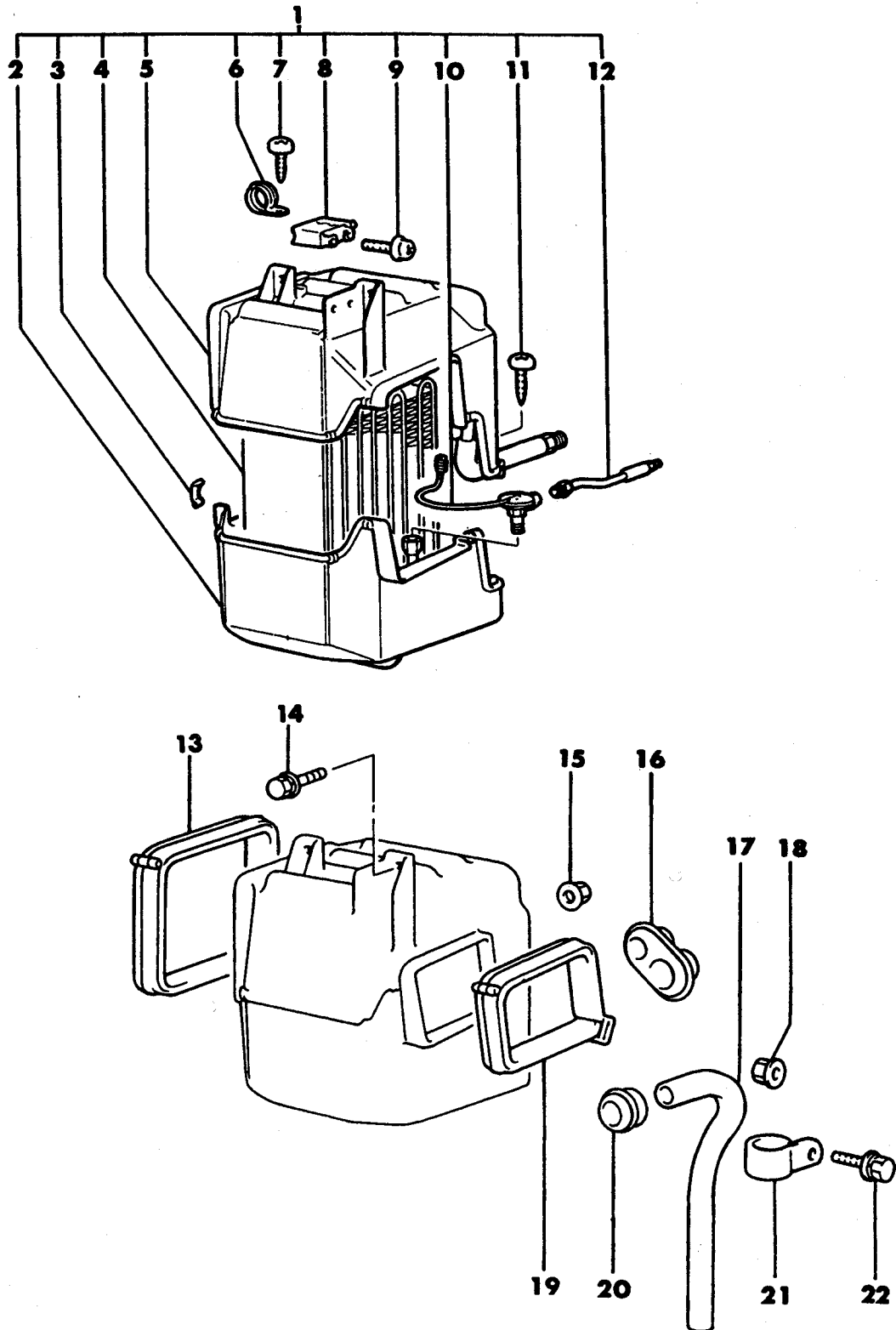
<b>ENGINE:</b>		P=1800 cc	A=2000 cc	<b>TRANS:</b>		A=Automatic
Blank=All		K=1600 cc (w/o Balance Shaft)	F=2600 cc (Car)	Blank=All		M=All Manual
Q=1500 cc		W=2600 cc (Truck)	V=3000 cc			8=4 x 2 Manual
<b>SERIES:</b>	H=High	<b>MODELS:</b>	24 FWD=2-Dr Hatchback (Colt LA=Colt 100/Eagle Vista)	24 RWD=2-Dr Hatchback (Conquest)		
L=Low	E=Economy		41 FWD=4-Dr Sedan (Colt LA=Colt 100/Eagle Vista)	24 FWD=2-Dr Hatchback (Colt LC/Colt 200)		
M=Medium	P=Premium		45 FWD-4WD=Sta.Wgn. (Colt LA)	41 FWD=4-Dr Sedan (Colt Summit LC/Colt 200)		
			H41 FWD=4-Dr Sedan (2000 GTX)	45 FWD-4WD=Sta.Wgn. (Vista)		
			27 RWD-4WD=Pickup(Ram 50,Pwr.Ram 50)	27 4WD=Sport Utility (Raider)		
			NOTE: Colt LA 24-41 models and H41 2000 GTX "are Canada only"			

AR=Use as Required # =New Part Number — =Non Illustrated Part P.A.R.=Paint as Required

NOVEMBER, 1989

AIR CONDITIONER UNIT  
27 RAIDER

9724 2700



# 1989 IMPORT PARTS CATALOG

HEATER AND AIR  
CONDITIONING

Figure 24-2700  
Illus. Page 24-67

ITEM	PART NUMBER	QTY	BODY	MODEL	DESCRIPTION
------	-------------	-----	------	-------	-------------

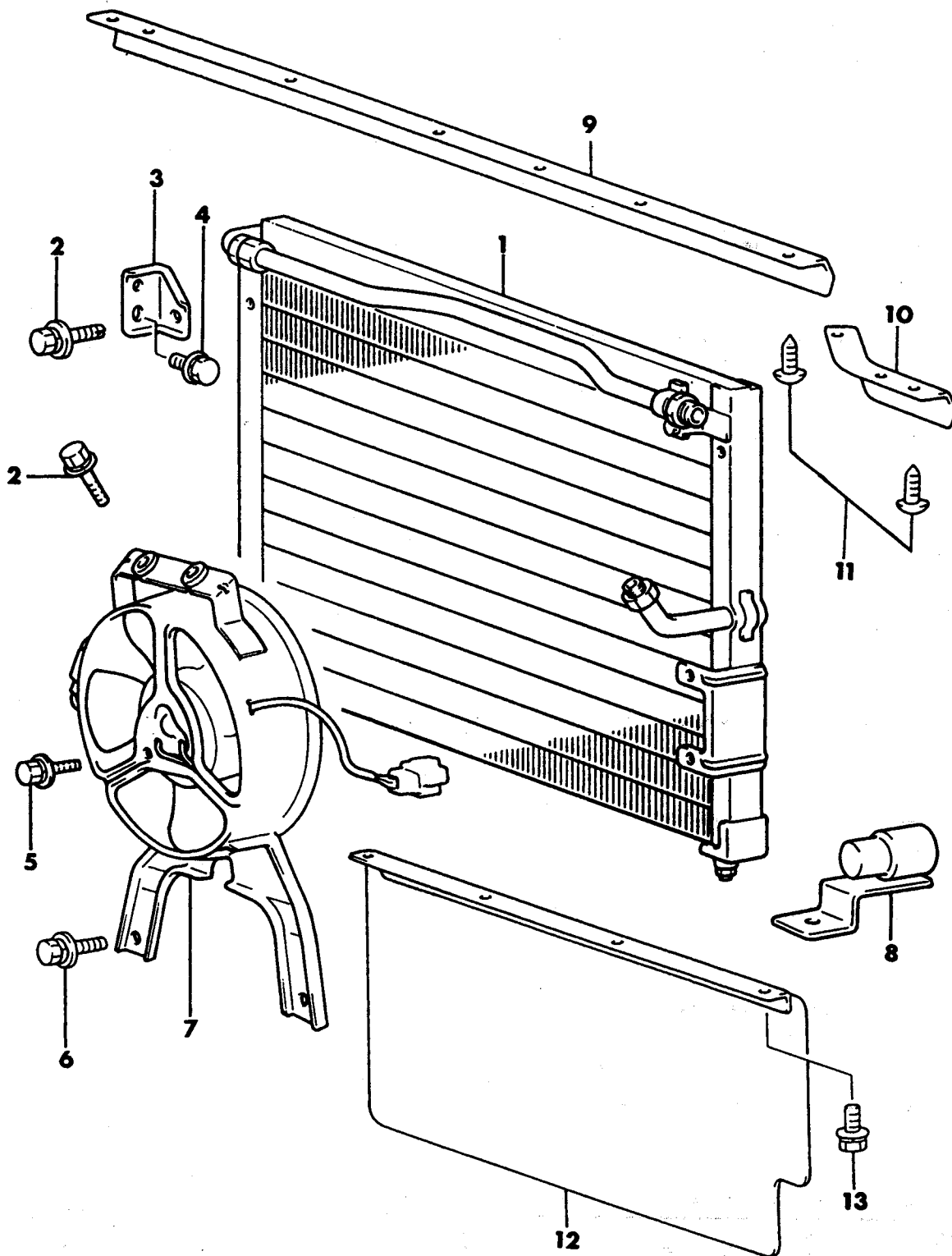
## AIR CONDITIONER UNIT 27 RAIDER

1	MB239 451	1			COOLING UNIT, A/C
2	MB332 511	1			CASE, Lower
3	MB332 512	4			CLIP
4	MB298 878	1			EVAPORATOR
5	MB332 510	1			CASE, Upper
6	MB332 513	2			CLAMP
7	MF453 031	2			SCREW, Tapping (5x12)
8	MB239 484	1			SWITCH, Thermo
9	MF350 744	2			SCREW and WASHER (4x10 4t)
10	MB298 891	1			VALVE, Suction
11	MF453 033	3			SCREW, Tapping (5x16)
12	MB332 516	1			PIPE, Water Outlet
13	MB298 263	1			DUCT, Left
14	MF243 651	2			BOLT and WASHER (8x20 4t)
15	MS440 523	1			NUT and WASHER (8)
16	MB199 867	1			GROMMET
17	MB272 690	1			HOSE, Evaporator Drain
18					NUT and WASHER (6) Do Not Service
19	MB239 453	1			DUCT, Right
20	MB199 869	1			GROMMET
21	# MF477 026	1			CLIP (15)
22	MF243 623	1			BOLT (6x14)

<b>ENGINE:</b>		P=1800 cc	A=2000 cc	<b>TRANS:</b>	A=Automatic
Blank=All		K=1600 cc (w/o Balance Shaft)	F=2600 cc (Car)	Blank=All	M=All Manual
Q=1500 cc		W=2600 cc (Truck)	V=3000 cc		8=4 x 2 Manual
<b>SERIES:</b>	H=High	<b>MODELS:</b>		24 RWD=2-Dr Hatchback (Conquest)	
L=Low	E=Economy	41 FWD=4-Dr Sedan (Colt LA=Colt 100/Eagle Vista)		24 FWD=2-Dr Hatchback (Colt LC/Colt 200)	
M=Medium	P=Premium	45 FWD-4WD=Sta.Wgn. (Colt LA)		41 FWD=4-Dr Sedan (Colt Summit LC/Colt 200)	
		H41 FWD=4-Dr Sedan (2000 GTX)		45 FWD-4WD=Sta.Wgn. (Vista)	
		27 RWD-4WD=Pickup(Ram 50,Pwr.Ram 50)		27 4WD=Sport Utility (Raider)	
		NOTE: Colt LA 24-41 models and H41 2000 GTX "are Canada only"			

9724 3400

CONDENSER, AIR CONDITIONER  
27 RAIDER



# 1989 IMPORT PARTS CATALOG

HEATER AND AIR  
CONDITIONING

Figure 24-3400  
Illus. Page 24-83

ITEM	PART NUMBER	QTY	BODY	MODEL	DESCRIPTION
------	-------------	-----	------	-------	-------------

## CONDENSER, AIR CONDITIONER 27 RAIDER

1	MB568 027	1			CONDENSER
2	MS240 177	4			BOLT and WASHER (6x35 4t)
3	MB239 495	2			BRACKET, Cooler
4	# MS240 033	2			BOLT and WASHER (6x14)
5	MS240 191	1			BOLT and WASHER (6x12 4t)
6	MS240 913	2			BOLT and WASHER (8x30 4t)
7	MB438 468	1			MOTOR
8	MB332 525	1			RELAY
9	MB568 106	1			SEAL, Upper Right
10	MB568 107	1			SEAL, Upper Left
11	# MF453 091	10			SCREW, Tapping (5x12)
12					SEAL, Lower
	MB272 693	1			W Engine
	MB298 046	1			V Engine
13	MS240 028	4			BOLT and WASHER (6x12)

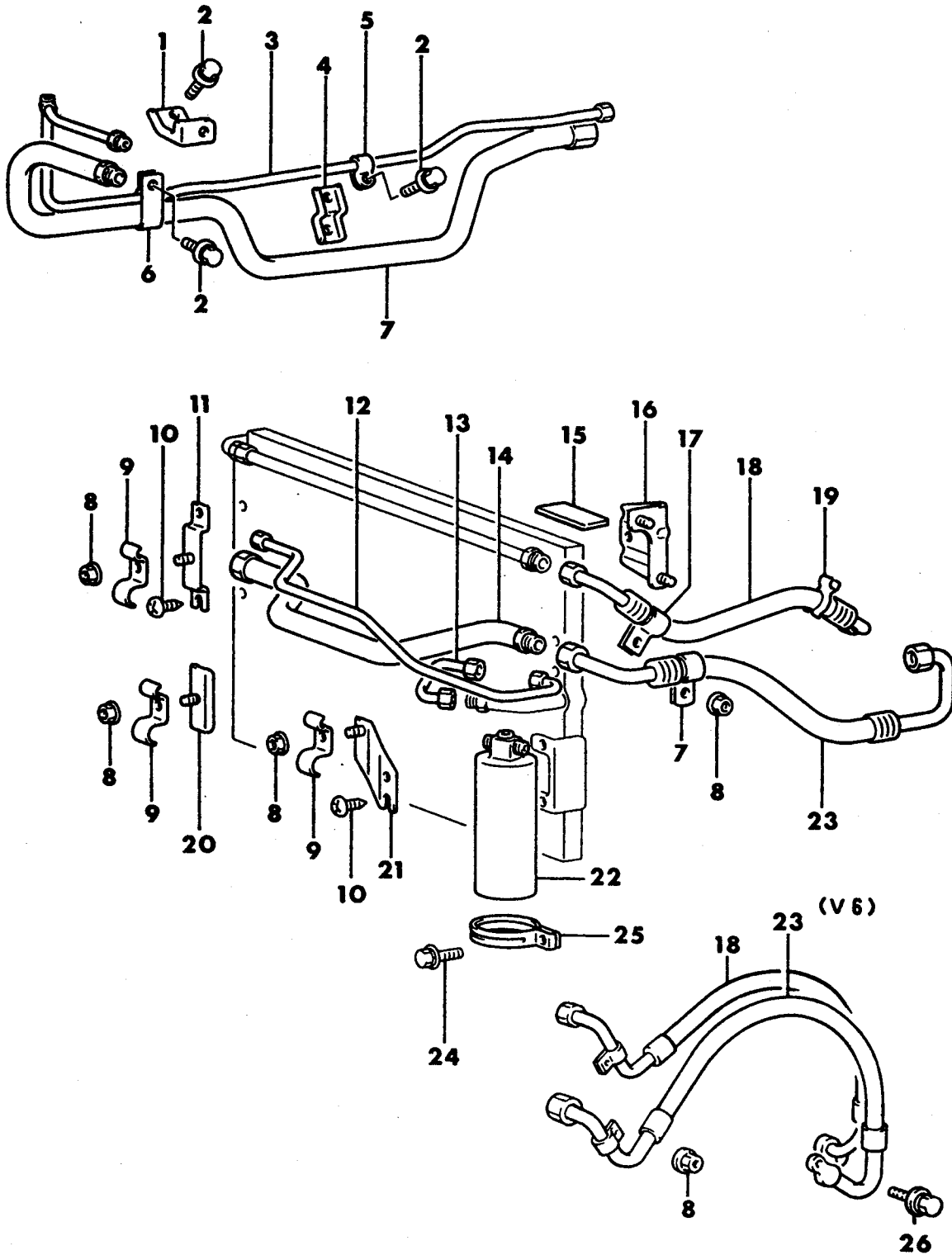
<b>ENGINE:</b>		P=1800 cc	A=2000 cc	<b>TRANS:</b>		A=Automatic
Blank=All		K=1600 cc (w/o Balance Shaft)	F=2600 cc (Car)	Blank=All		M=All Manual
Q=1500 cc		W=2600 cc (Truck)	V=3000 cc			8=4 x 2 Manual
<b>SERIES:</b>		H=High	<b>MODELS:</b>		24 FWD=2-Dr Hatchback (Colt LA=Colt 100/Eagle Vista)	24 RWD=2-Dr Hatchback (Conquest)
L=Low		E=Economy			41 FWD=4-Dr Sedan (Colt LA=Colt 100/Eagle Vista)	24 FWD=2-Dr Hatchback (Colt LC/Colt 200)
M=Medium		P=Premium			45 FWD=4WD=Sta.Wgn. (Colt LA)	41 FWD=4-Dr Sedan (Colt Summit LC/Colt 200)
					H41 FWD=4-Dr Sedan (2000 GTX)	45 FWD=4WD=Sta.Wgn. (Vista)
					27 RWD=4WD=Pickup(Ram 50,Pwr.Ram 50)	27 4WD=Sport Utility (Raider)
					NOTE: Colt LA 24-41 models and H41 2000 GTX "are Canada only"	

AR=Use as Required # =New Part Number -- =Non Illustrated Part P.A.R.=Paint as Required

NOVEMBER, 1989

PLUMBING, AIR CONDITIONER  
27 RAIDER

9724 4000





# 1989 IMPORT PARTS CATALOG

HEATER AND AIR  
CONDITIONING

Figure 24-4000  
Illus. Page 24-97

ITEM	PART NUMBER	QTY	BODY	MODEL	DESCRIPTION
PLUMBING, AIR CONDITIONER 27 RAIDER					
1	MB272 689	1			BRACKET, Unloader Pipe
2	MF243 623	3			BOLT (6x14)
3					PIPE, Outlet
	MB239 943	1			W Engine
	MB568 420	1			V Engine
4	MB239 947	1			BRACKET, Outlet Pipe
5	MB239 068	1			CLAMP
6	MB272 687	1			CLAMP, Piping
7					PIPE, Suction (B)
	MB239 945	1			W Engine
	MB568 421	1			V Engine
8	MS440 512	5			NUT and WASHER (6)
9	MB239 924	3			CLAMP, Piping
10	# MF453 091	2			SCREW, Tapping (5x12)
11	MB239 911	1			BRACKET, Unloader Pipe
12	MB609 323	1			PIPE, Unloader
13	MB239 497	1			PIPE, Outlet (C)
14	MB609 324	1			PIPE, Suction
15	MB568 699	1			GROMMET, Piping
16	MB272 860	1			BRACKET, Outlet Pipe
17					CLIP
	MF477 025	1			(12)
	# MF477 026	1			(15)
18					HOSE, Discharge
	MB609 204	1			W Engine
	MB568 492	1			V Engine
19	MB167 999	1			CLIP, Piping
20	MB239 912	1			PLATE
21	MB239 910	1			BRACKET, Outlet Pipe
22	MB199 882	1			RECEIVER
23					HOSE, Suction
	MB609 206	1			W Engine
	MB568 494	1			V Engine
24	MS240 918	2			BOLT and WASHER (6x20 4t)
25	MB199 868	2			BRACKET, Receiver
26	MF244 855	2			BOLT and WASHER (8x30 7t)

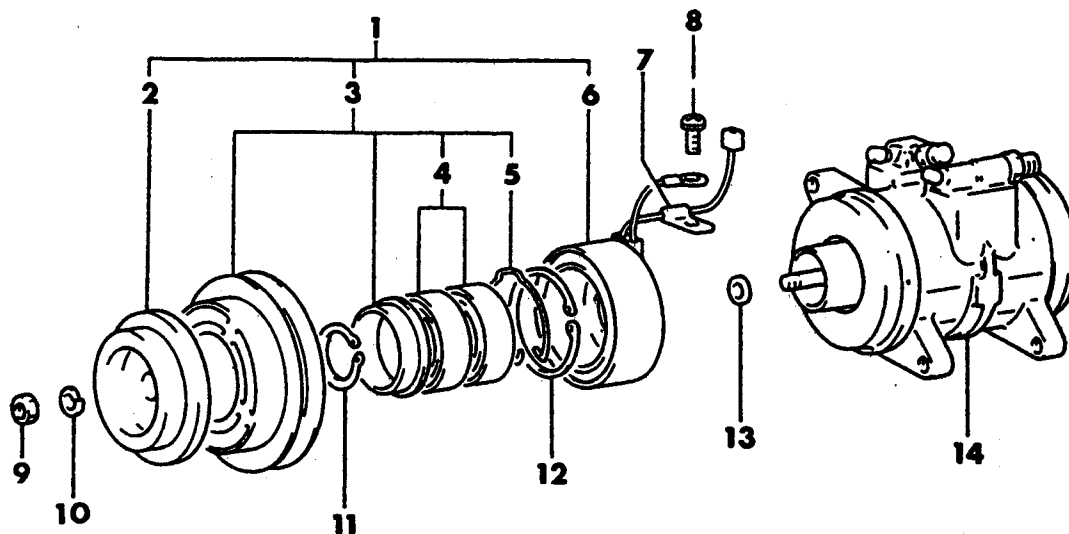
<b>ENGINE:</b>	P=1800 cc	A=2000 cc	<b>TRANS:</b>	A=Automatic
Blank=All	K=1600 cc (w/o Balance Shaft)	F=2600 cc (Car)	Blank=All	M=All Manual
Q=1500 cc	W=2600 cc (Truck)	V=3000 cc		8=4 x 2 Manual
<b>SERIES:</b>	H=High	<b>MODELS:</b> 24 FWD=2-Dr Hatchback (Colt LA=Colt 100/Eagle Vista)	24 RWD=2-Dr Hatchback (Conquest)	
L=Low	E=Economy	41 FWD=4-Dr Sedan (Colt LA=Colt 100/Eagle Vista)	24 FWD=2-Dr Hatchback (Colt LC/Colt 200)	
M=Medium	P=Premium	45 FWD-4WD=Sta.Wgn. (Colt LA)	41 FWD=4-Dr Sedan (Colt Summit LC/Colt 200)	
		H41 FWD=4-Dr Sedan (2000 GTX)	45 FWD-4WD=Sta.Wgn. (Vista)	
		27 RWD-4WD=Pickup(Ram 50,Pwr.Ram 50)	27 4WD=Sport Utility (Raider)	
NOTE: Colt LA 24-41 models and H41 2000 GTX "are Canada only"				

AR=Use as Required # =New Part Number -- =Non Illustrated Part P.A.R.=Paint as Required

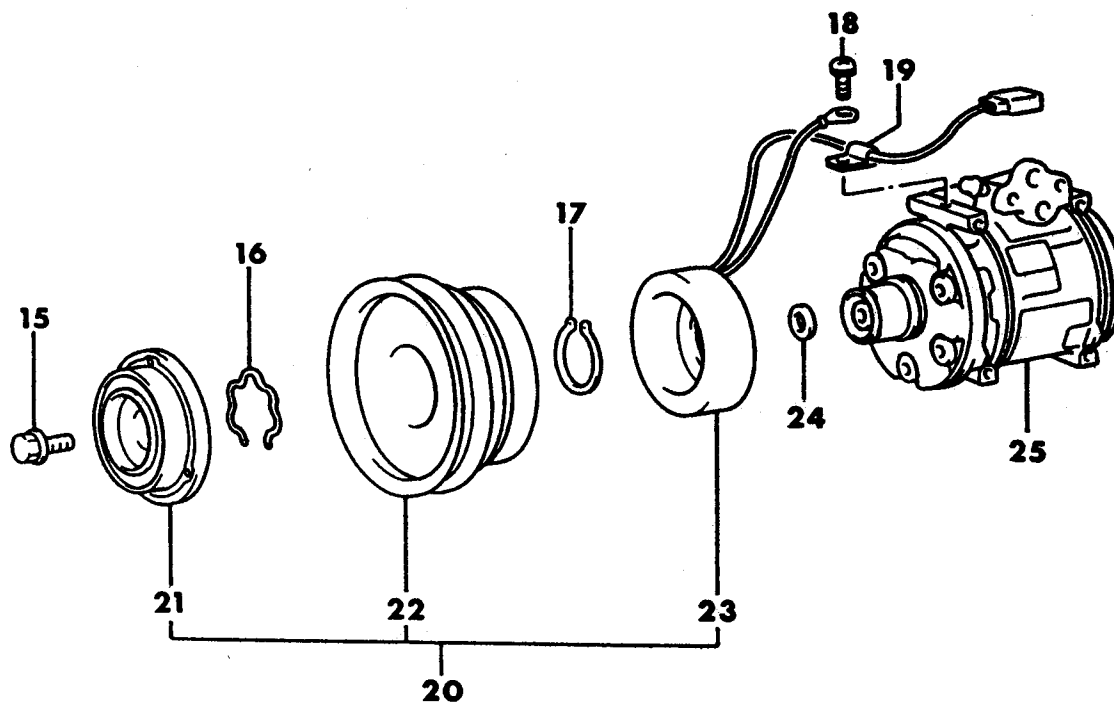
NOVEMBER, 1989

9724 4700

COMPRESSOR AIR CONDITIONER  
27 RAIDER



W/(2.6L) ENGINE



V/(3.0L) ENGINE

# 1989 IMPORT PARTS CATALOG

HEATER AND AIR  
CONDITIONING

Figure 24-4700  
Illus. Page 24-113

ITEM	PART NUMBER	QTY	BODY	MODEL	DESCRIPTION
------	-------------	-----	------	-------	-------------

## COMPRESSOR AIR CONDITIONER 27 RAIDER

1	MB332 578	1			COMPRESSOR, Clutch
2	MB332 583	1			HUB, Clutch
3	MB332 580	1			COMPRESSOR, Clutch
4	MB332 581	1			BEARING, CONROD
5	MB332 582	1			SNAP RING
6	MB332 579	1			CLUTCH, Compressor
7	MB332 585	1			CLAMP
8	MB332 584	1			SCREW
9	MB239 625	1			NUT
10	MB239 626	1			WASHER, Spring
11	MB239 621	1			SNAP RING
12	MB239 620	1			SNAP RING
13					WASHER, Plate
	MB239 622	AR			(T0.1)
	MB239 623	AR			(T0.2)
	MB239 624	AR			(T0.5)
14	MB609 916	1			COMPRESSOR
15	MB609 777	1			BOLT, Washer Head
16	MB609 773	1			SNAP RING
17	MB239 621	1			SNAP RING
18	MB332 584	1			SCREW
19	MB609 778	1			CLAMP
20	MB609 769	1			CLUTCH, Magnet
21	MB609 772	1			HUB, Clutch
22	MB609 771	1			ROTER, Magnet Clutch
23	MB609 770	1			STATER, Magnet Clutch
24					WASHER, Plate
	MB609 774	AR			(T0.1)
	MB609 775	AR			(T0.3)
	MB609 776	AR			(T0.5)
25	MB609 768	1			COMPRESSOR

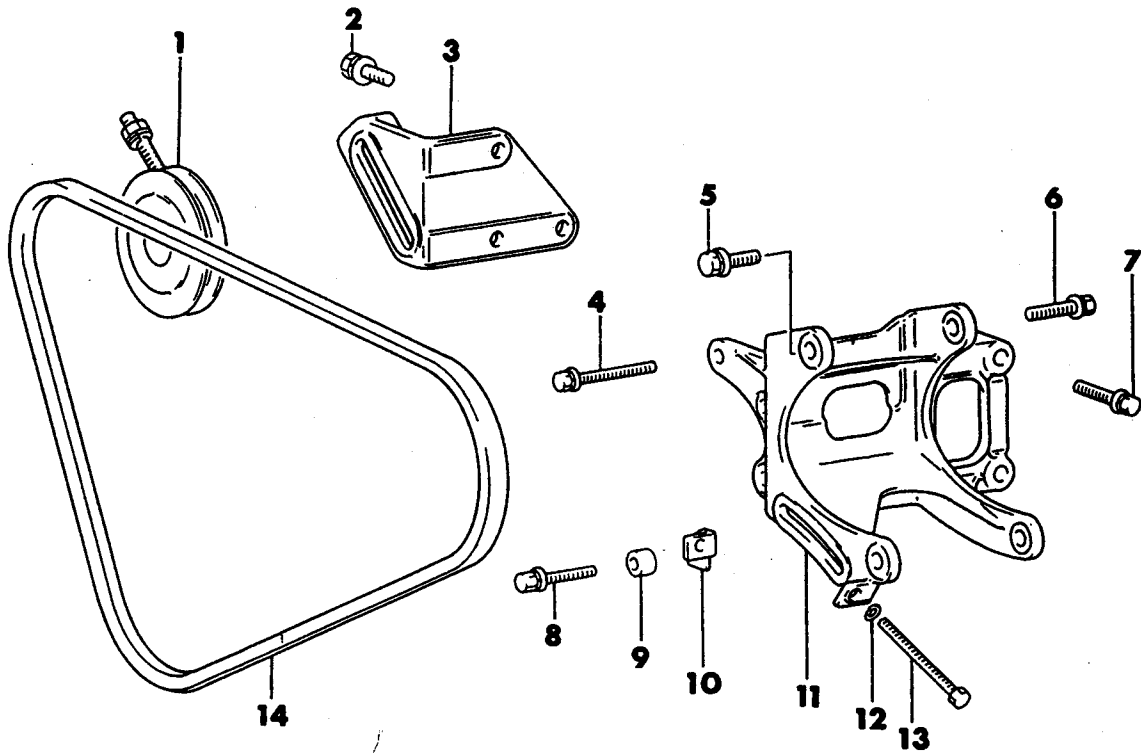
<b>ENGINE:</b>	P=1800 cc	A=2000 cc	<b>TRANS:</b>	A=Automatic
Blank=All	K=1600 cc (w/o Balance Shaft)	F=2600 cc (Car)	Blank=All	M=All Manual
Q=1500 cc	W=2600 cc (Truck)	V=3000 cc		8=4 x 2 Manual
<b>SERIES:</b>	H=High	<b>MODELS:</b>	24 FWD=2-Dr Hatchback (Colt LA=Colt 100/Eagle Vista)	
L=Low	E=Economy		41 FWD=4-Dr Sedan (Colt LA=Colt 100/Eagle Vista)	
M=Medium	P=Premium		45 FWD=4WD=Sta.Wgn. (Colt LA)	
			H41 FWD=4-Dr Sedan (2000 GTX)	
			27 RWD=4WD=Pickup(Ram 50,Pwr.Ram 50)	
			27 4WD=Sport Utility (Raider)	
			NOTE: Colt LA 24-41 models and H41 2000 GTX "are Canada only"	

AR=Use as Required # =New Part Number --Non Illustrated Part P.A.R.=Paint as Required

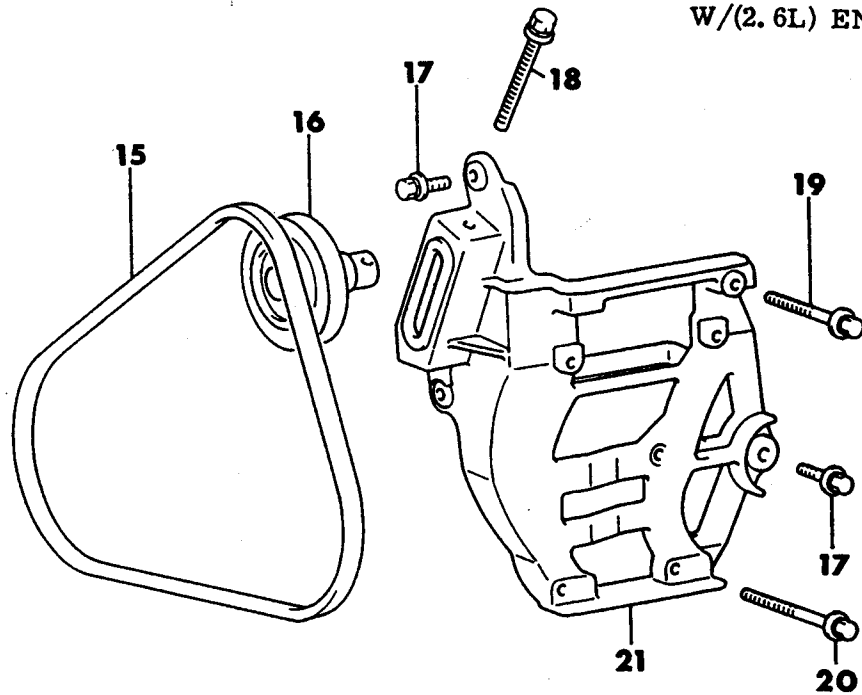
NOVEMBER, 1989

MOUNTING, AIR CONDITIONER COMPRESSOR  
27 RAIDER

9724 5300



W/(2.6L) ENGINE



V/(3.0L) ENGINE

# 1989 IMPORT PARTS CATALOG

HEATER AND AIR  
CONDITIONING

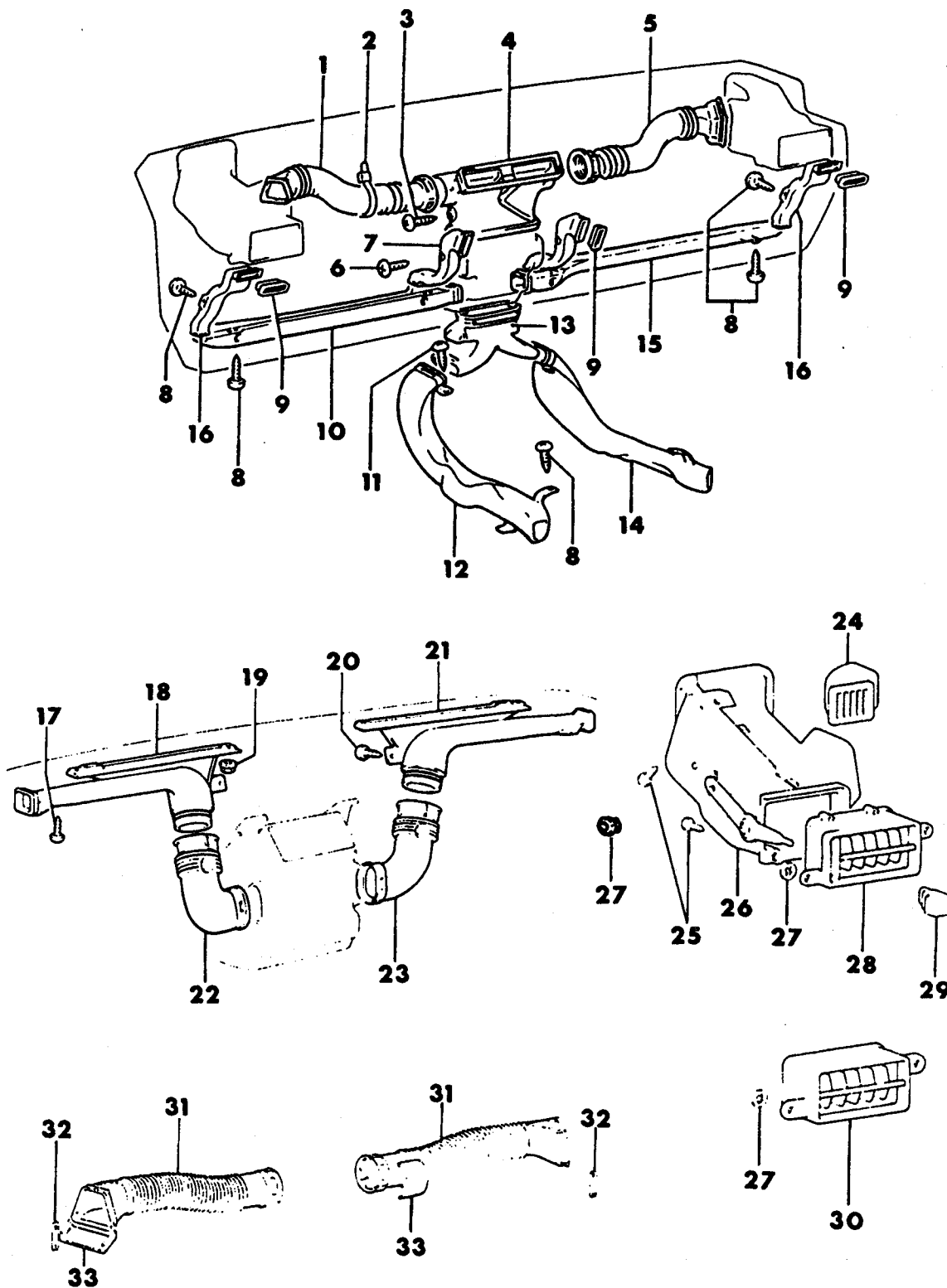
Figure 24-5300  
Illus. Page 24-127

ITEM	PART NUMBER	QTY	BODY	MODEL	DESCRIPTION
MOUNTING, AIR CONDITIONER COMPRESSOR 27 RAIDER					
1	MB239 493	1			PULLEY, Tension
2	MF244 851	3			BOLT and WASHER (8x20)
3	MB239 492	1			BRACKET, Compressor
4	MF244 867	3			BOLT and WASHER (8x80)
5	MF244 882	2			BOLT and WASHER (10x30)
6	MF244 886	2			BOLT and WASHER (10x40)
7	MF244 888	3			BOLT and WASHER (10x50)
8	MF240 063	1			BOLT and WASHER (8x50)
9	MB239 496	1			SPACER
10	MB298 265	1			PLATE, Tension Alternator
12	MB298 264	1			BRACKET, Compressor
	MF450 405	1			WASHER, Spring (8)
13	MB167 961	1			BOLT, Adjusting
14	MB239 498	1			V-BELT, Compressor
15	MB568 413	1			V-BELT, Compressor
16	MB568 933	1			PULLEY, Tension
17	MF303 367	4			BOLT and WASHER (10x35)
18	MB568 934	1			BOLT, Tension Pulley Adjusting
19	MF303 375	1			BOLT and WASHER (10x70)
20	#MF244 869	4			BOLT and WASHER (8x90)
21	MB568 399	1			BRACKET, Compressor

<b>ENGINE:</b>		P=1800 cc	A=2000 cc	<b>TRANS:</b>	A=Automatic
Blank=All		K=1600 cc (w/o Balance Shaft)	F=2600 cc (Car)	Blank=All	
Q=1500 cc		W=2600 cc (Truck)	V=3000 cc	M=All Manual	
				8=4 x 2 Manual	
<b>SERIES:</b>	H=High	<b>MODELS:</b>	24 FWD=2-Dr Hatchback (Colt LA=Colt 100/Eagle Vista)	24 RWD=2-Dr Hatchback (Conquest)	
L=Low	E=Economy		41 FWD=4-Dr Sedan (Colt LA=Colt 100/Eagle Vista)	24 FWD=2-Dr Hatchback (Colt LC/Colt 200)	
M=Medium	P=Premium		45 FWD=4WD=Sta.Wgn. (Colt LA)	41 FWD=4-Dr Sedan (Colt Summit LC/Colt 200)	
			H41 FWD=4-Dr Sedan (2000 GTX)	45 FWD=4WD=Sta.Wgn. (Vista)	
			27 RWD=4WD=Pickup(Ram 50,Pwr.Ram 50)	27 4WD=Sport Utility (Raider)	
NOTE: Colt LA 24-41 models and H41 2000 GTX "are Canada only"					

9724 6100

AIR DUCTS AND OUTLETS  
27 RAIDER



# 1989 IMPORT PARTS CATALOG

HEATER AND AIR  
CONDITIONING

Figure 24-6100  
Illus. Page 24-149

ITEM	PART NUMBER	QTY	BODY	MODEL	DESCRIPTION
AIR DUCTS AND OUTLETS 27 RAIDER					
1	#MB239 475	1			DUCT, A/C Air Left
2	MB249 337	1			BAND, Cable (290)
3	MF453 031	2			SCREW, Tapping (5x12)
4	#MB272 426	1			DUCT, Ventilation Air Center
5	#MB239 476	1			DUCT, A/C Air Right
6	MF453 075	2			SCREW, Tapping (4x8)
7	#MB272 201	2			NOZZLE, Lap Heater
8	MF453 031	8			SCREW, Tapping (5x12)
9	#MB244 528	4			GARNISH, Lap Heater Air Outlet
10	#MB239 446	1			DUCT, Lap Heater Left
11	#MF453 034	2			SCREW, Tapping (5x20)
12	#MB239 441	1			DUCT, Rear Heater Rear Left
13	#MB239 440	1			DUCT, Rear Heater Front
14	#MB239 442	1			DUCT, Rear Heater Rear Right
15	#MB239 444	1			DUCT, Lap Heater Right
16					DUCT, Lap Heater (A)
	MB568 200	1			Left
	MB568 201	1			Right
17	MF453 016	2			SCREW, Tapping (4x10)
18	#MB239 427	1			NOZZLE, Defroster Left
19	MS440 501	4			NUT and WASHER (5)
20	MF453 031	2			SCREW, Tapping (5x12)
21	#MB239 428	1			NOZZLE, Defroster Right
22	#MB239 429	1			DUCT, Defroster Left
23	#MB239 430	1			DUCT, Defroster Right
24					DEMISTER, Grille
	#MB701 858	2			D-Gray
	MB736 249	2			Brown
25	MF453 017	6			SCREW, Tapping (4x12mm)
26					DUCT, Air Outlet
	#MB244 437	1			Left Side
	#MB244 438	1			Right Side
27	MS440 501	8			NUT (washer)
28					OUTLET, Air (A)
	#MB709 914	1			D-Gray Left Side
	MB736 247	1			Brown Left Side
	#MB709 916	1			D-Gray Right Side
	MB736 248	1			Brown Right Side
29	MB186 474	2			KNOB, Air Outlet
30					OUTLET, Air (B)
	#MB701 852	2			D-Gray
	MB736 244	2			Brown
31					DUCT, Air
	#MB239 475	1			Left Side
	#MB239 476	1			Right Side
32	MB281 546	2			LABEL
33	MB438 875	2			INSULATOR


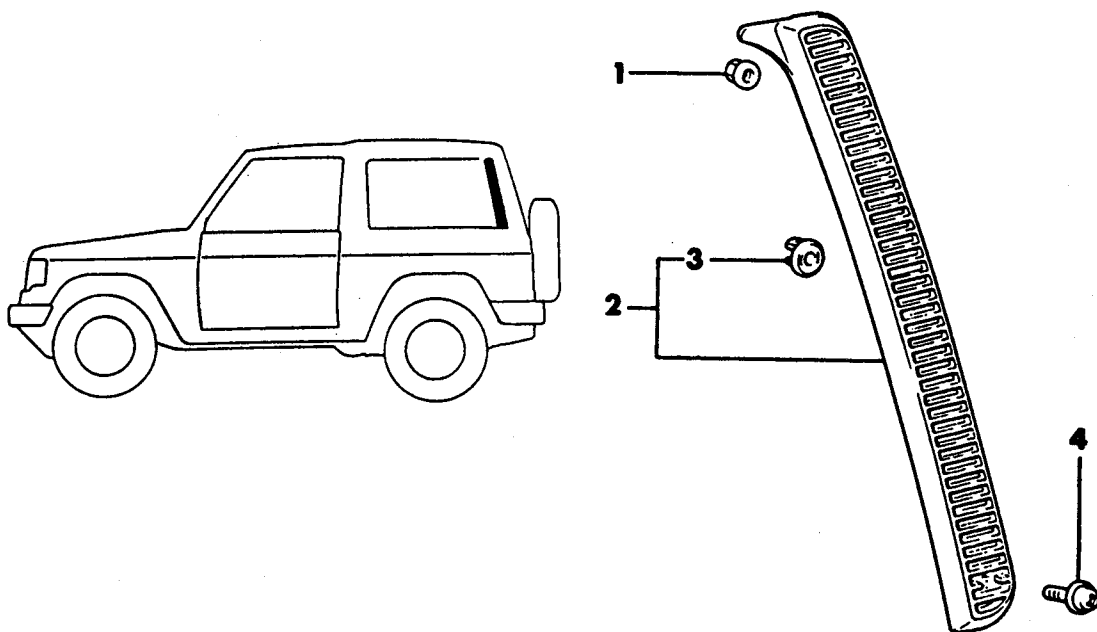
<b>ENGINE:</b>		P=1800 cc	A=2000 cc	<b>TRANS:</b>	A=Automatic
Blank=All		K=1600 cc (w/o Balance Shaft)	F=2600 cc (Car)	Blank=All	M=All Manual
Q=1500 cc		W=2600 cc (Truck)	V=3000 cc		8=4 x 2 Manual
<b>SERIES:</b>	H=High	<b>MODELS:</b>	24 FWD=2-Dr Hatchback (Colt LA=Colt 100/Eagle Vista)	24 RWD=2-Dr Hatchback (Conquest)	
L=Low	E=Economy		41 FWD=4-Dr Sedan (Colt LA=Colt 100/Eagle Vista)	24 FWD=2-Dr Hatchback (Colt LC/Colt 200)	
M=Medium	P=Premium		45 FWD=4WD=Sta.Wgn. (Colt LA)	41 FWD=4-Dr Sedan (Colt Summit LC/Colt 200)	
			H41 FWD=4-Dr Sedan (2000 GTX)	45 FWD=4WD=Sta.Wgn. (Vista)	
			27 RWD=4WD=Pickup(Ram 50,Pwr.Ram 50)	27 4WD=Sport Utility (Raider)	
			NOTE: Colt LA 24-41 models and H41 2000 GTX "are Canada only"		

AR=Use as Required # =New Part Number --Non Illustrated Part P.A.R.=Paint as Required

NOVEMBER, 1989

REAR DUCT AND GARNISH AIR OUTLETS  
27 - RAIDER

9724 6900





# 1989 IMPORT PARTS CATALOG

HEATER AND AIR  
CONDITIONING

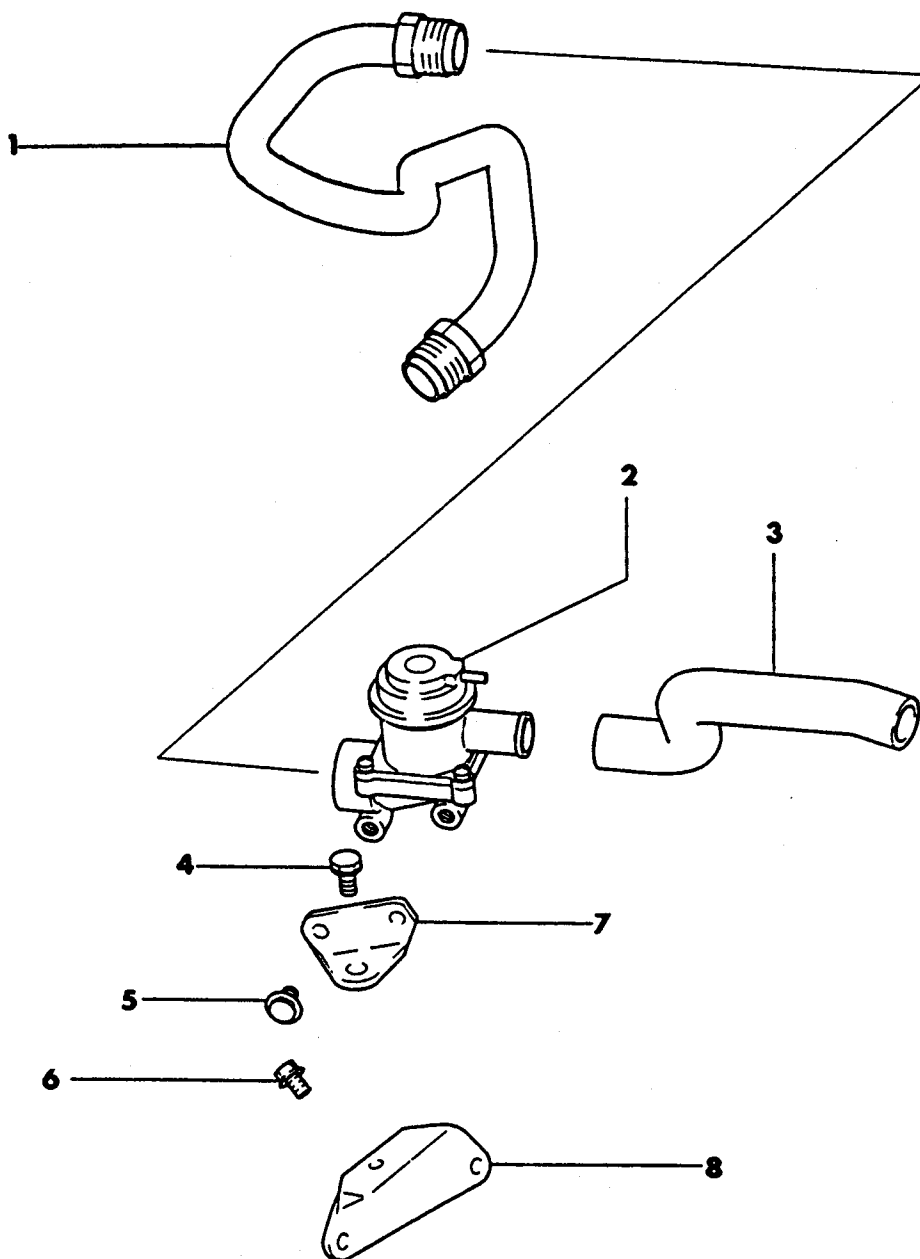
Figure 24-6900  
Illus. Page 24-167

ITEM	PART NUMBER	QTY	BODY	MODEL	DESCRIPTION
REAR DUCT AND GARNISH AIR OUTLETS 27 - RAIDER					
1	MS440 516	2			NUT, w/Washer
2					GARNISH, Air Outlet
	MB235 244	1			Right
	MB235 243	1			Left
3	MB153 448	2			CLIP
4	MS200 324	2			SCREW, Machine Flange (5x20mm)
5					DUCT, Rear Vent
	MB609 764	1			Left
	MB609 765	1			Right
6	MB332 982	6			SCREW

<b>ENGINE:</b>	P=1800 cc	A=2000 cc	<b>TRANS:</b>	A=Automatic
Blank=All	K=1600 cc (w/o Balance Shaft)	F=2600 cc (Car)	Blank=All	M=All Manual
Q=1500 cc	W=2600 cc (Truck)	V=3000 cc		8=4 x 2 Manual
<b>SERIES:</b>	H=High	<b>MODELS:</b>	24 FWD=2-Dr Hatchback (Colt LA=Colt 100/Eagle Vista)	24 RWD=2-Dr Hatchback (Conquest)
L=Low	E=Economy		41 FWD=4-Dr Sedan (Colt LA=Colt 100/Eagle Vista)	24 FWD=2-Dr Hatchback (Colt LC/Colt 200)
M=Medium	P=Premium		45 FWD-4WD=Sta.Wgn. (Colt LA)	41 FWD=4-Dr Sedan (Colt Summit LC/Colt 200)
			H41 FWD=4-Dr Sedan (2000 GTX)	45 FWD-4WD=Sta.Wgn. (Vista)
			27 RWD-4WD=Pickup(Ram 50,Pwr.Ram 50)	27 4WD=Sport Utility (Raider)
			NOTE: Colt LA 24-41 models and H41 2000 GTX "are Canada only"	

9725 500

SECONDARY AIR SUPPLY SYSTEM  
W ENGINE  
27 - RAM, POWER RAM AND RAIDER



# 1989 IMPORT PARTS CATALOG

Figure 25-500  
Illus. Page 25-11

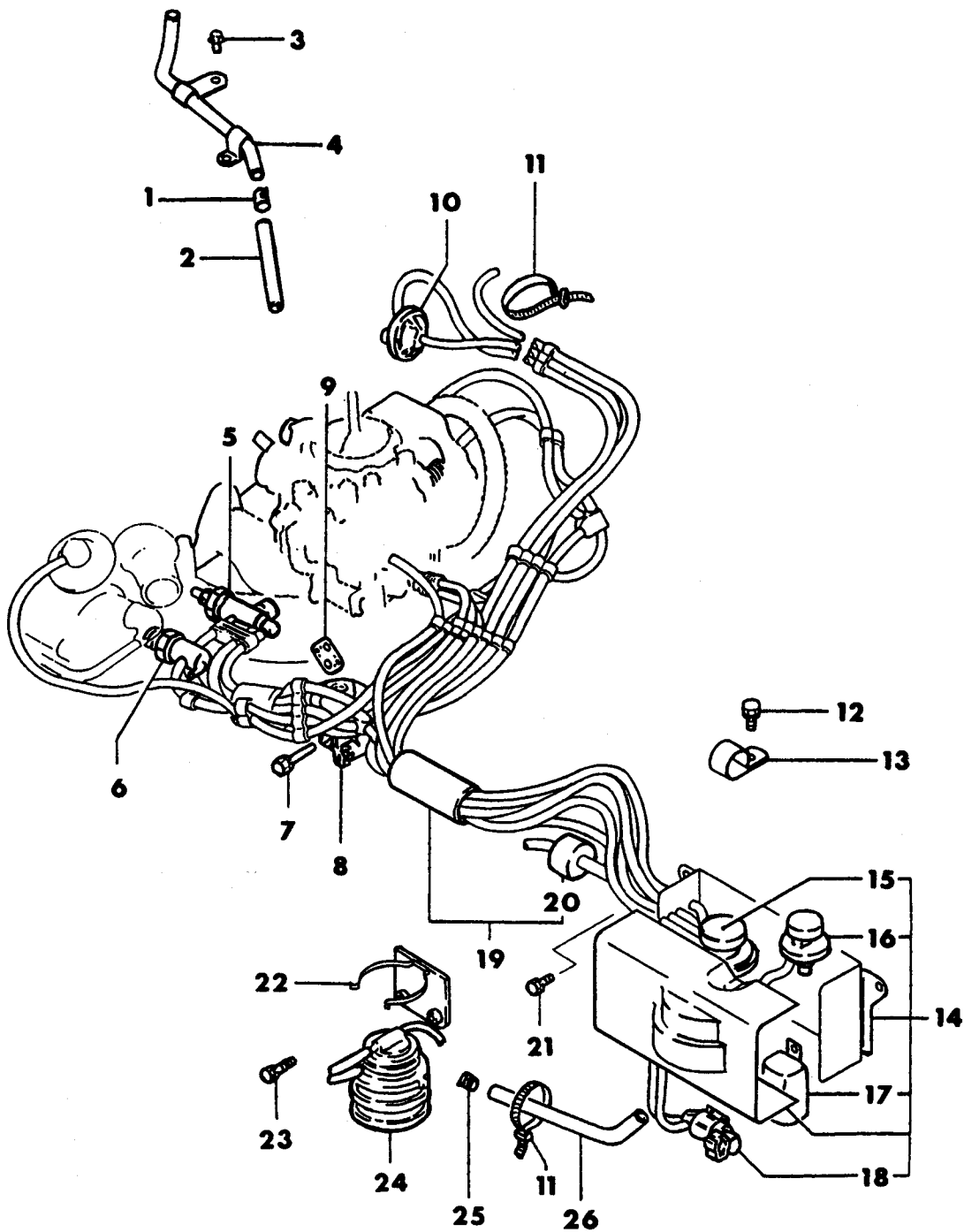
## EMISSION SYSTEMS

ITEM	PART NUMBER	QTY	BODY	MODEL	DESCRIPTION
SECONDARY AIR SUPPLY SYSTEM W ENGINE 27 - RAM, POWER RAM AND RAIDER					
1	#MD113 958	1			PIPE ASSEMBLY, Air
2	#MD111 527	1		27 RAM	VALVE ASSEMBLY, Reed
	#MD111 199	1		27 RAIDER	
3	MD106 773	1		27 RAM	HOSE, Air
	MD107 904	1		27 RAIDER	
4	MF243 650	1			BOLT and WASHER (8x18)
5	MF140 022	2			BOLT, Flange (8x14)
6	MD025 178	1			BOLT, Flange
7	MD107 931	1			BRACKET, Reed Valve (A)
8	MD114 289	1			BRACKET, Reed Valve (B)

<b>ENGINE:</b>	P=1800 cc	A=2000 cc	<b>TRANS:</b>	A=Automatic
Blank=All	K=1600 cc (w/o Balance Shaft)	F=2600 cc (Car)	Blank=All	M=All Manual
Q=1500 cc	W=2600 cc (Truck)	V=3000 cc		8=4 x 2 Manual
<b>SERIES:</b>	H=High	<b>MODELS:</b>	24 FWD=2-Dr Hatchback (Colt LA=Colt 100/Eagle Vista)	24 RWD=2-Dr Hatchback (Conquest)
L=Low	E=Economy		41 FWD=4-Dr Sedan (Colt LA=Colt 100/Eagle Vista)	24 FWD=2-Dr Hatchback (Colt LC/Colt 200)
M=Medium	P=Premium		45 FWD-4WD=Sta.Wgn. (Colt LA)	41 FWD=4-Dr Sedan (Colt Summit LC/Colt 200)
			H41 FWD=4-Dr Sedan (2000 GTX)	45 FWD-4WD=Sta.Wgn. (Vista)
			27 RWD-4WD=Pickup(Ram 50,Pwr.Ram 50)	27 4WD=Sport Utility (Raider)
			NOTE: Colt LA 24-41 models and H41 2000 GTX "are Canada only"	

9725 2100 A

EGR SYSTEM  
 W ENGINE  
 27 4WD - RAIDER



# 1989 IMPORT PARTS CATALOG

Figure 25-2100  
Illus. Page 25-43

## EMISSION SYSTEMS

ITEM	PART NUMBER	QTY	BODY	MODEL	DESCRIPTION
EGR SYSTEM W ENGINE 27 4WD - RAIDER					
1	MS660 240	2			CLIP, Hose
2	MD103 070	1			HOSE, Vapor
3	MF140 722	1			BOLT, Flange (6x10)
4	MD115 938	1			PIPE, Vapor
5	MD101 597	1			VALVE ASSEMBLY, Thermo
6	MD110 272	1			VALVE ASSEMBLY, Thermo
7	MF241 263	2			BOLT and WASHER (8x50)
8	#MD110 501	1			VALVE ASSEMBLY, EGR
9	MD088 604	1			GASKET, EGR Valve
10	MD026 678	1			VALVE, Purge Control
11		3			BAND, Cable (not serviced)
12	#MF243 649	1			BOLT and WASHER (8x16)
13	MF477 030	1			CLIP
14	MD113 041	1			BOX ASSEMBLY, Device
15	MD110 527	1			VALVE, Vacuum Regulator
16	MD110 507	1			SWITCH ASSEMBLY, Vacuum
17	MD113 035	1			RELAY and DIODE
18	MD084 955	1			VALVE ASSEMBLY, Solenoid - Secondary Air Control Solenoid Valve
19					HOSE ASSEMBLY, Vacuum
	MD110 490	1			Federal & Canada
	MD110 491	1			Calif.
20	MD041 839	1			VALVE, Check - Calif.
21	MF243 622	3			BOLT and WASHER (6x14)
22		1			BRACKET ASSEMBLY, High Altitude Compensator (refer to grp. 14)
23		2			BOLT and WASHER (6x25) (refer to grp. 14)
24		1			COMPENSATOR, High Altitude (refer to grp. 14)
25	MS660 169	2			CLIP, Hose (10)
26	MD073 267	1			HOSE (420)

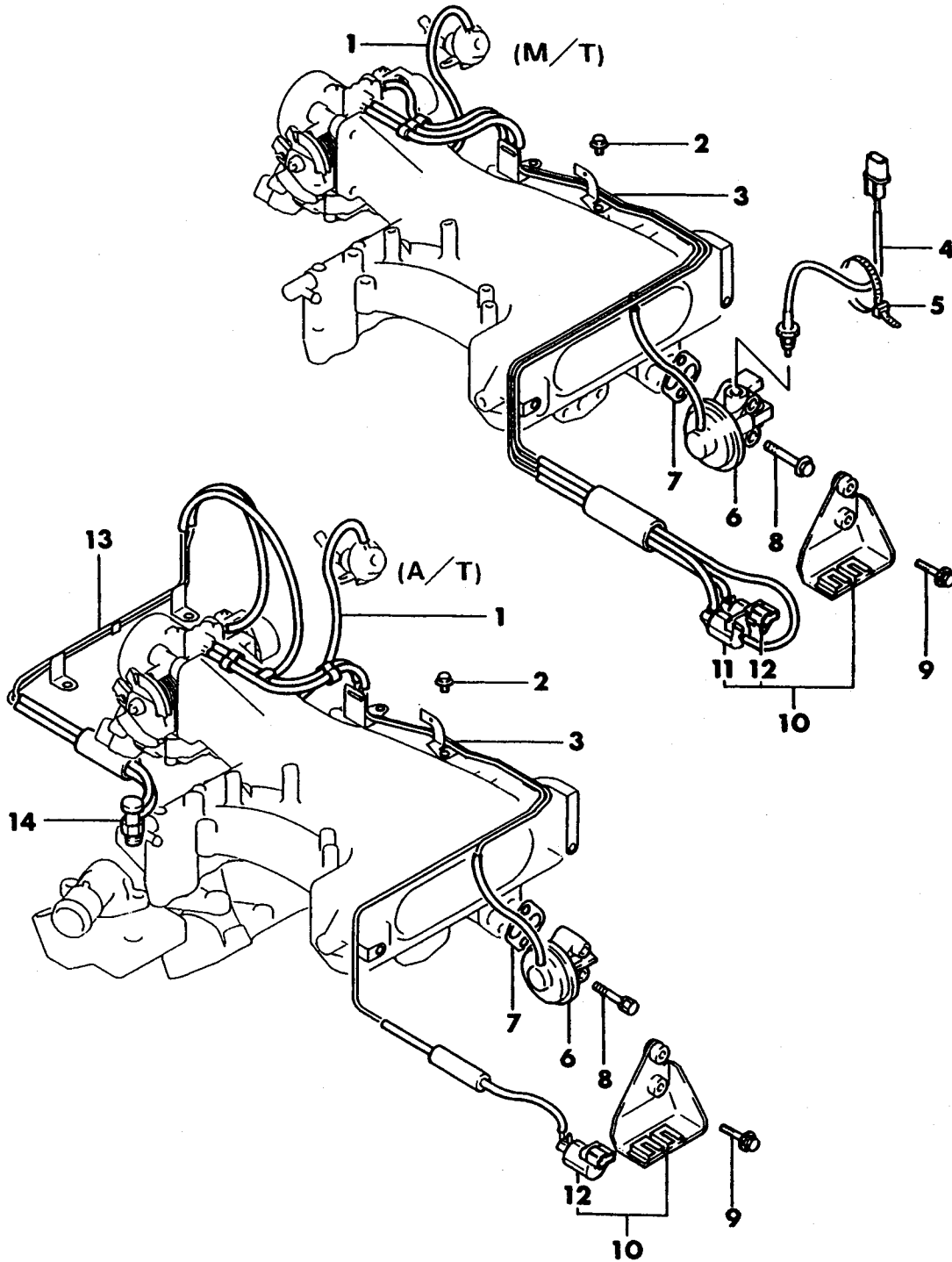
<b>ENGINE:</b>	P=1800 cc	A=2000 cc	<b>TRANS:</b>	A=Automatic
Blank=All	K=1600 cc (w/o Balance Shaft)	F=2600 cc (Car)	Blank=All	M=All Manual
Q=1500 cc	W=2600 cc (Truck)	V=3000 cc		8=4 x 2 Manual
<b>SERIES:</b>	H=High	<b>MODELS:</b>	24 FWD=2-Dr Hatchback (Colt LA=Colt 100/Eagle Vista)	24 RWD=2-Dr Hatchback (Conquest)
L=Low	E=Economy		41 FWD=4-Dr Sedan (Colt LA=Colt 100/Eagle Vista)	24 FWD=2-Dr Hatchback (Colt LC/Colt 200)
M=Medium	P=Premium		45 FWD-4WD=Sta.Wgn. (Colt LA)	41 FWD=4-Dr Sedan (Colt Summit LC/Colt 200)
			H41 FWD=4-Dr Sedan (2000 GTX)	45 FWD-4WD=Sta.Wgn. (Vista)
			27 RWD-4WD=Pickup(Ram 50,Pwr.Ram 50)	27 4WD=Sport Utility (Raider)
			NOTE: Colt LA 24-41 models and H41 2000 GTX "are Canada only"	

AR=Use as Required # =New Part Number -- =Non Illustrated Part P.A.R.=Paint as Required

NOVEMBER, 1989

9725 2200

EGR SYSTEM  
V ENGINE  
27 4WD - RAIDER



# 1989 IMPORT PARTS CATALOG

Figure 25-2200  
Illus. Page 25-45

## EMISSION SYSTEMS

ITEM	PART NUMBER	QTY	BODY	MODEL	DESCRIPTION
EGR SYSTEM					
V ENGINE					
27 4WD - RAIDER					
1	MS632 399	1			HOSE, Vacuum (3x150 - Light Blue)
2					BOLT, Flange
	MF140 203	4			(6x12 7T) up to Aug. 1988
	MF140 202	4			(6x10 7T) after Sept. 1988
3					HOSE and PIPE ASSEMBLY, Vacuum
	MD142 001	1			5 Speed up to June 1988
	MD144 000	1			after July 1988
	MD142 004	1			A Trans. up to June 1988
	MD144 003	1			after July 1988
4	MD127 984	1			SENSOR, Exhaust High Temp. - Calif.
5		2			BAND, Cable - Calif. (not serviced)
6					VALVE, EGR
	MD143 668	1			Federal and Canada
	MD143 669	1			Calif.
7	#MD088 604	1			GASKET, EGR Valve
8	MF241 263	2			BOLT and WASHER (8x50 7T)
9	MS240 144	2			BOLT and WASHER (6x30 4T)
10					VALVE ASSEMBLY, Solenoid
	MD138 440	1			5 Speed
	MD138 441	1			A Trans.
11	MD126 812	1			VALVE, Solenoid - EGR Control Solenoid Valve
12	MD112 375	1			VALVE, Solenoid - Purge Control Solenoid Valve
13	MD137 117	1			HOSE and PIPE ASSEMBLY, Vacuum
14	MD103 867	1			VALVE, Thermo

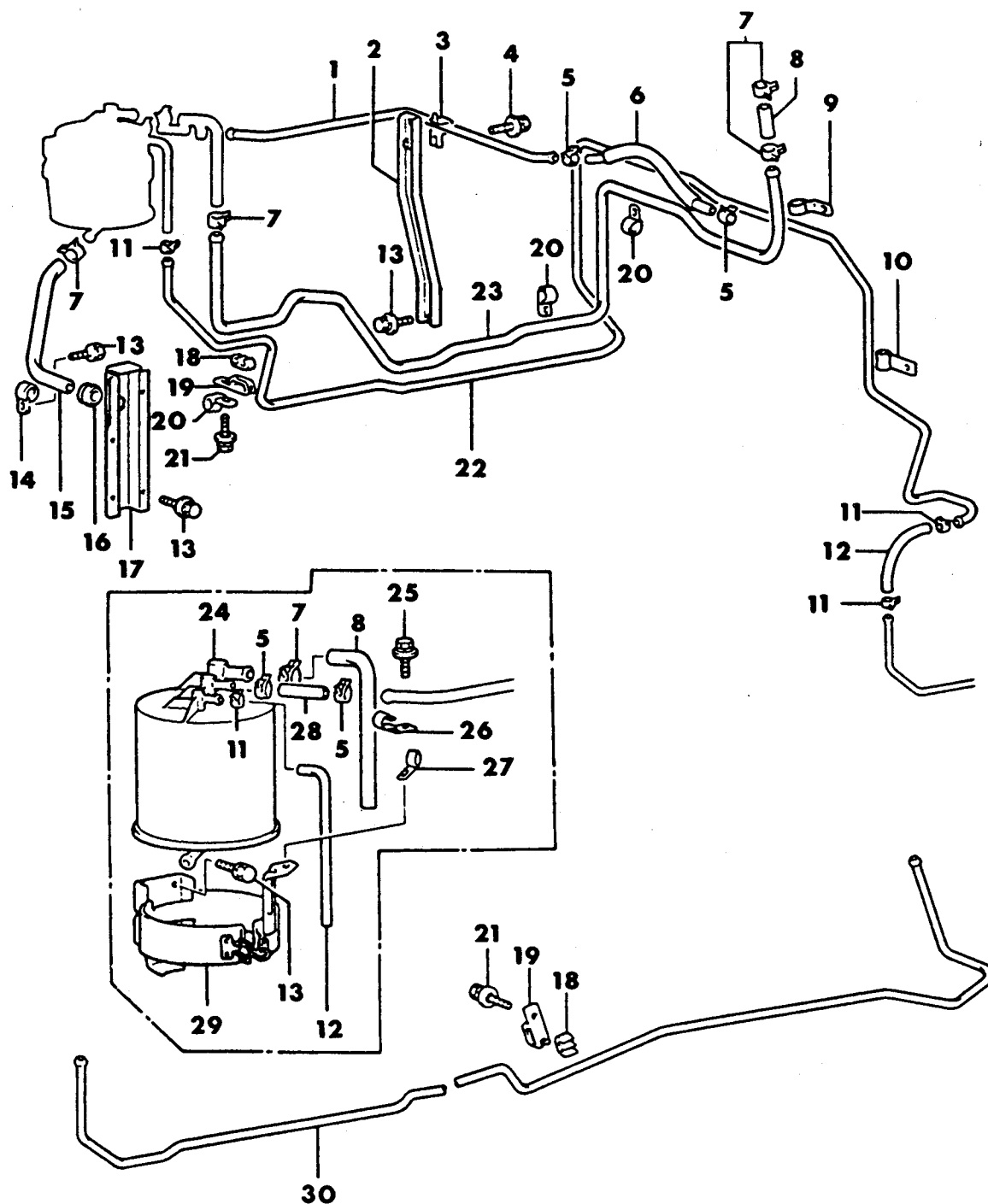
<b>ENGINE:</b>		P=1800 cc	A=2000 cc	<b>TRANS:</b>		A=Automatic
Blank=All		K=1600 cc (w/o Balance Shaft)	F=2600 cc (Car)	Blank=All		M=All Manual
Q=1500 cc		W=2600 cc (Truck)	V=3000 cc			8=4 x 2 Manual
<b>SERIES:</b>		H=High	<b>MODELS:</b>		24 FWD=2-Dr Hatchback (Colt LA=Colt 100/Eagle Vista)	
L=Low		E=Economy	41 FWD=4-Dr Sedan (Colt LA=Colt 100/Eagle Vista)		24 RWD=2-Dr Hatchback (Colt LC/Colt 200)	
M=Medium		P=Premium	45 FWD=4WD=Sta.Wgn. (Colt LA)		41 FWD=4-Dr Sedan (Colt Summit LC/Colt 200)	
			H41 FWD=4-Dr Sedan (2000 GTX)		45 FWD=4WD=Sta.Wgn. (Vista)	
			27 RWD=4WD=Pickup(Ram 50,Pwr.Ram 50)		27 4WD=Sport Utility (Raider)	
			NOTE: Colt LA 24-41 models and H41 2000 GTX "are Canada only"			

AR=Use as Required # =New Part Number --=Non Illustrated Part P.A.R.=Paint as Required

NOVEMBER, 1989

9725 3000

VAPOR CANISTER  
W ENGINE  
27 4WD - RAIDER - (PAGE 1 OF 2)





# 1989 IMPORT PARTS CATALOG

Figure 25-3000  
Illus. Page 25-61

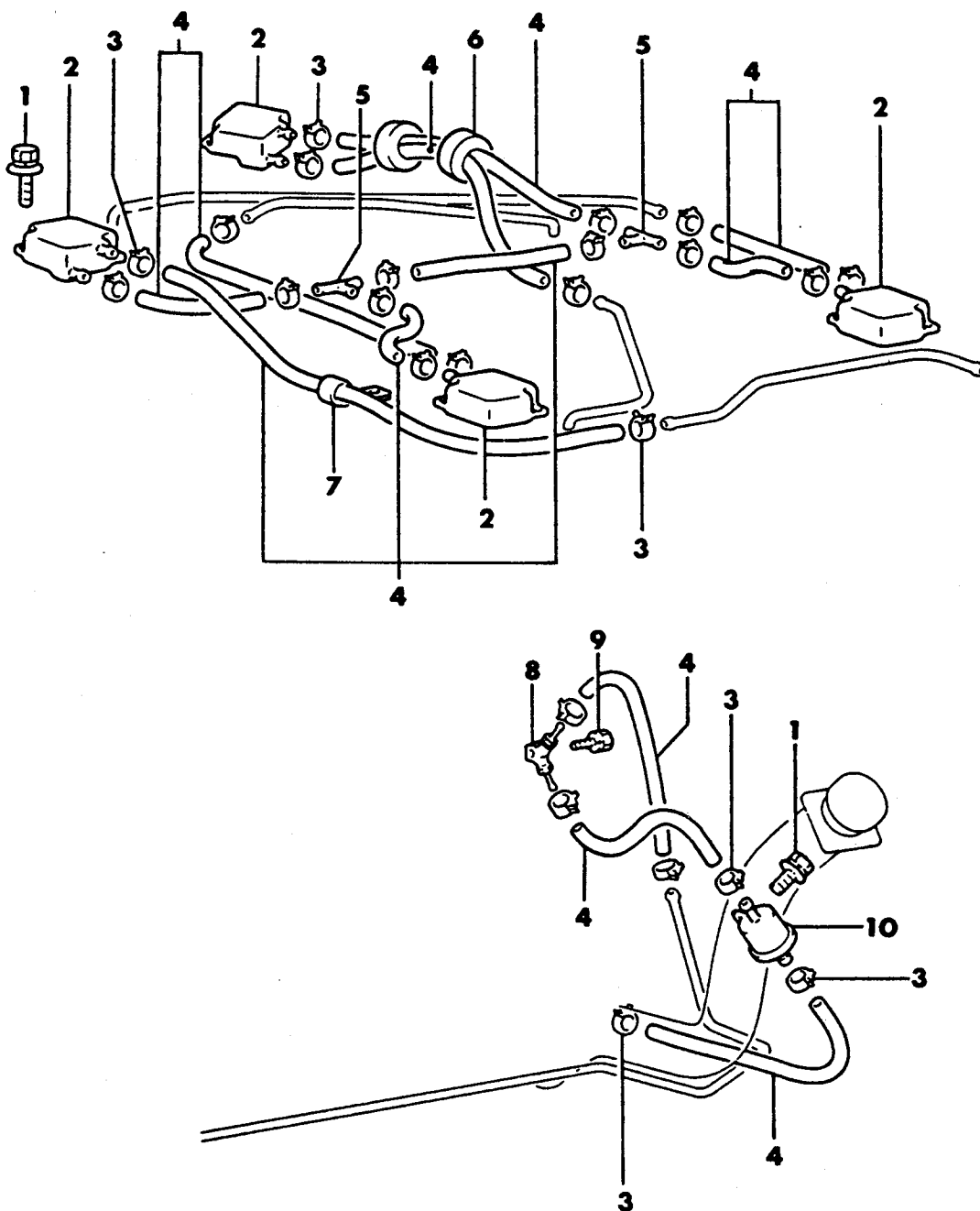
## EMISSION SYSTEMS

ITEM	PART NUMBER	QTY	BODY	MODEL	DESCRIPTION
VAPOR CANISTER W ENGINE 27 4WD - RAIDER - (PAGE 1 OF 2)					
1	MB329 408	1			PIPE, Vapor
2	MB329 404	1			STAY
3	MB329 788	1			CLAMP
4	MF243 623	8			BOLT and WASHER
5	MS660 164	4			CLAMP, Hose
6	MB348 329	1			HOSE, Vapor
7	MS660 166	1			CLAMP, Hose
8	#MS605 599	1			HOSE, Vapor
9	MB285 888	1			CLIP
10	MB329 414	1			CLIP
11	MS660 169	28			CLAMP, Hose
12	MS642 599	2			HOSE, Vapor
13	MF240 023	11			BOLT and WASHER
14	MF477 026	1			CLAMP
15	MB348 328	1			HOSE, Vapor
16	MS810 045	1			GROMMET
17	MB248 984	1			COVER ASSEMBLY, Hose
18	MB129 999	4			CLIP, Tube
19	MB151 280	4			CLAMP, Tube
20	MB329 413	4			CLAMP
21	#MF243 649	4			BOLT and WASHER
22	MB329 407	1			PIPE, Vapor
23	MB329 409	1			PIPE, Vapor
24	MB554 500	1			CANISTER ASSEMBLY
25	#MF247 223	2			BOLT and WASHER
26	MB348 320	1			CLIP, Vapor Tube
27	MB030 432	1			CLAMP
28	MS642 899	1			HOSE, Vapor
29	MB348 326	1			HOLDER ASSEMBLY, Canister
30	#MB329 406	1			PIPE, Fuel Vapor

<b>ENGINE:</b>		P=1800 cc	A=2000 cc	<b>TRANS:</b>		A=Automatic
Blank=All		K=1600 cc (w/o Balance Shaft)	F=2600 cc (Car)	Blank=All		M=All Manual
Q=1500 cc		W=2600 cc (Truck)	V=3000 cc			8=4 x 2 Manual
<b>SERIES:</b>		H=High	<b>MODELS:</b>		24 FWD=2-Dr Hatchback (Colt LA=Colt 100/Eagle Vista)	24 RWD=2-Dr Hatchback (Conquest)
L=Low	E=Economy		41 FWD=4-Dr Sedan (Colt LA=Colt 100/Eagle Vista)		24 FWD=2-Dr Hatchback (Colt LC/Colt 200)	
M=Medium	P=Premium		45 FWD-4WD=Sta.Wgn. (Colt LA)		41 FWD=4-Dr Sedan (Colt Summit LC/Colt 200)	
			H41 FWD=4-Dr Sedan (2000 GTX)		45 FWD-4WD=Sta.Wgn. (Vista)	
			27 RWD-4WD=Pickup(Ram 50,Pwr.Ram 50)		27 4WD=Sport Utility (Raider)	
NOTE: Colt LA 24-41 models and H41 2000 GTX "are Canada only"						

9725 3100

VAPOR CANISTER  
W ENGINE  
27 4WD - RAIDER - (PAGE 2 OF 2)



# 1989 IMPORT PARTS CATALOG

Figure 25-3100  
Illus. Page 25-63

## EMISSION SYSTEMS

ITEM	PART NUMBER	QTY	BODY	MODEL	DESCRIPTION
VAPOR CANISTER W ENGINE 27 4WD - RAIDER - (PAGE 2 OF 2)					
1	MF243 623	8			BOLT and WASHER
2	MT382 559	4			TANK, Separator
3	MS660 169	28			CLAMP, Hose
4	MS642 599	AR			HOSE, Vapor
5	MB052 906	2			CONNECTOR, Hose
6	MB076 240	2			PAD
7	MB181 588	1			CLIP
8	MB400 815	1			VALVE, Fuel Check
9	MF243 630	1			BOLT and WASHER
10	MB504 074	1			VALVE, 2 Way

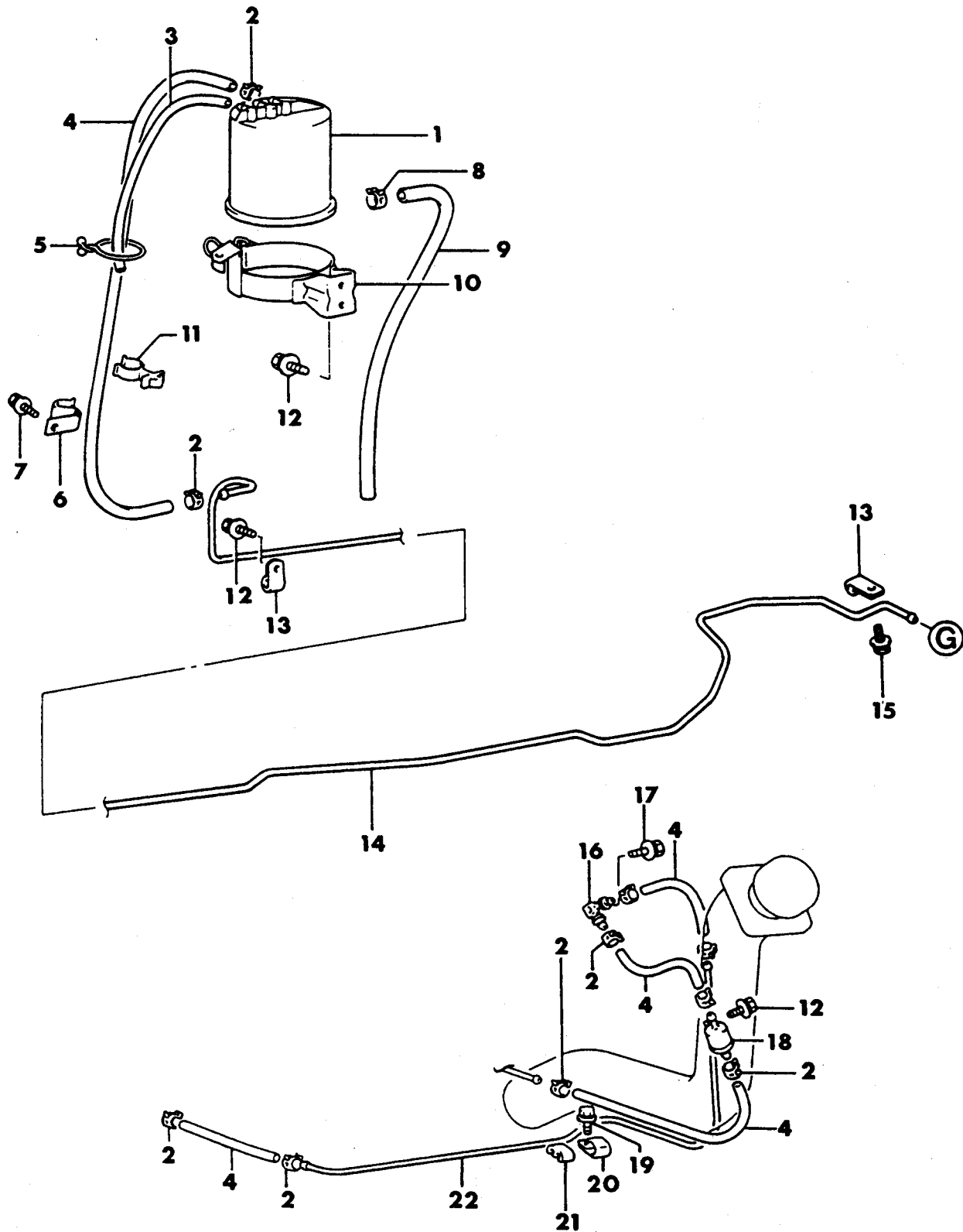
<b>ENGINE:</b>		P=1800 cc	A=2000 cc	<b>TRANS:</b>		A=Automatic
Blank=All		K=1600 cc (w/o Balance Shaft)	F=2600 cc (Car)	Blank=All		M=All Manual
Q=1500 cc		W=2600 cc (Truck)	V=3000 cc			8=4 x 2 Manual
<b>SERIES:</b>	H=High	<b>MODELS:</b>		24 FWD=2-Dr Hatchback (Colt LA=Colt 100/Eagle Vista)		
L=Low	E=Economy	41 FWD=4-Dr Sedan (Colt LA=Colt 100/Eagle Vista)		24 RWD=2-Dr Hatchback (Conquest)		
M=Medium	P=Premium	45 FWD-4WD=Sta.Wgn. (Colt LA)		24 FWD=2-Dr Hatchback (Colt LC/Colt 200)		
		H41 FWD=4-Dr Sedan (2000 GTX)		41 FWD=4-Dr Sedan (Colt Summit LC/Colt 200)		
		27 RWD-4WD=Pickup(Ram 50,Pwr.Ram 50)		45 FWD-4WD=Sta.Wgn. (Vista)		
		NOTE: Colt LA 24-41 models and H41 2000 GTX "are Canada only"		27 4WD=Sport Utility (Raider)		

AR=Use as Required # =New Part Number --=Non Illustrated Part P.A.R.=Paint as Required

NOVEMBER, 1989

9725 3200

VAPOR CANISTER  
V ENGINE  
27 4WD - RAIDER



# 1989 IMPORT PARTS CATALOG

Figure 25-3200  
Illus. Page 25-65

## EMISSION SYSTEMS


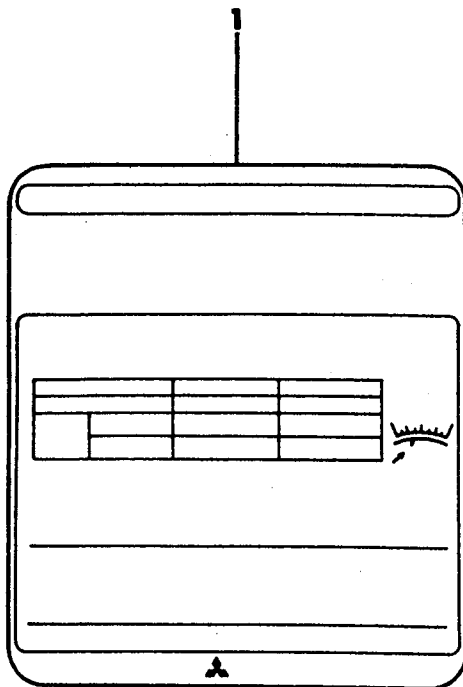
ITEM	PART NUMBER	QTY	BODY	MODEL	DESCRIPTION
VAPOR CANISTER V ENGINE 27 4WD - RAIDER					
1	MB554 501	1			CANISTER, Vapor
2	MS660 169				CLAMP, Hose
3	MS604 999	1			HOSE, Vapor
4	MS642 599	1			HOSE, Fuel Tank
5	#MS470 359	1			CLIP (16)
6	MB554 878	1			CLIP, Vapor Control Line
7	MF240 050	1			BOLT and WASHER (8x14 4T)
8	MS660 166	1			CLAMP, Hose
9	MB595 812	1			HOSE, Vapor
10	MB129 592	1			HOLDER, Vapor Canister
11	MS470 411	1			HOLDER, Vapor Control Line
12	MF243 623	3			BOLT (6x14)
13	MF477 022	2			CLIP (6)
14	MB554 908	1			PIPE, Vapor
15	MF240 023	3			BOLT and WASHER (6x12 4T)
16	MB400 815	1			VALVE, Fuel Check
17	MF243 630	1			BOLT and WASHER (6x30 4T)
18	#MB504 074	1			VALVE, 2 Way
19	#MF243 649	1			BOLT and WASHER (8x16 4T)
20	MB151 280	1			CLAMP
21	MB129 999	1			CLIP
22	MB595 866	1			PIPE, Vapor

<b>ENGINE:</b>		P=1800 cc	A=2000 cc	<b>TRANS:</b>		A=Automatic
Blank=All		K=1600 cc (w/o Balance Shaft)	F=2600 cc (Car)	Blank=All		M=All Manual
Q=1500 cc		W=2600 cc (Truck)	V=3000 cc			8=4 x 2 Manual
<b>SERIES:</b>		H=High	<b>MODELS:</b>		24 FWD=2-Dr Hatchback (Colt LA=Colt 100/Eagle Vista)	24 RWD=2-Dr Hatchback (Conquest)
L=Low		E=Economy	41 FWD=4-Dr Sedan (Colt LA=Colt 100/Eagle Vista)		24 FWD=2-Dr Hatchback (Colt LC/Colt 200)	
M=Medium		P=Premium	45 FWD-4WD=Sta.Wgn. (Colt LA)		41 FWD=4-Dr Sedan (Colt Summit LC/Colt 200)	
			H41 FWD=4-Dr Sedan (2000 GTX)		45 FWD-4WD=Sta.Wgn. (Vista)	
			27 RWD-4WD=Pickup(Ram 50,Pwr.Ram 50)		27 4WD=Sport Utility (Raider)	
NOTE: Colt LA 24-41 models and H41 2000 GTX "are Canada only"						

AR=Use as Required # =New Part Number — =Non Illustrated Part P.A.R.=Paint as Required

NOVEMBER, 1989

9725 3900

EMISSION LABELS  
27 4WD - RAIDER

**DOMMÉES DES RÉGLAGES ANTIPOLLUTION**  
**VEHICLE EMISSION CONTROL INFORMATION**

TYPE DE MOTEUR: ☐ 2 CYLINDRES: ☒ 4 LITRES  
TYPE D'ÉMISSION DES GAZ D'ÉCHAPPEMENT: ☐ CARBURETEUR: ☒ INJECTEURS  
EXHAUST EMISSION CONTROL TYPE: ☐ CARBURETOR: ☒ INJECTORS

CE VÉHICULE EST CONFORME AU RÈGLEMENT CANADIEN DE DÉPOLLUTION  
APPLICABLE AUX VÉHICULES AUTOMOBILES NEUFS IMMATRICULÉS EN 1989  
THIS VEHICLE CONFORMS TO CANADIAN EMISSION REGULATIONS  
APPLICABLE TO 1989 MODEL YEAR NEW MOTOR VEHICLES.

DONNÉES DE MISE AU POINT ET RÉGLAGES DU MOTEUR  
ENGINE TUNE-UP SPECIFICATIONS AND ADJUSTMENTS  
À TEMPÉRATURE NORMALE DE MARCHÉ, ÉCLAIRAGE, ACCESSOIRES ET  
MOTOPROPULSION DE DÉPOLLUTION À L'ARRÊT, IS'IL Y A LIEU.  
AT NORMAL OPERATING TEMPERATURE WITH LIGHTS, ACCESSORIES  
AND ELECTRIC COILS ON (IF APPLICABLE) OFF AND  
TRANSMISSION IN NEUTRAL.

RÉGLAGE/STEP SPEC./SPEC.

1. CALAGE DE L'ALLUMAGE/IGNITION TIMING: ☐ 10° ☐ 12° ☐ 14° ☐ 16° ☐ 18° ☐ 20° ☐ 22° ☐ 24° ☐ 26° ☐ 28° ☐ 30°

2. VITESSE DE MARCHÉ/IDLE SPEED ☐ 600 ☐ 650 ☐ 700 ☐ 750 ☐ 800 ☐ 850 ☐ 900 ☐ 950 ☐ 1000

AVANT LE CONTRÔLE/RÉGLAGE DE L'ARRÊT À L'ALLUMAGE, ARRÊTEZ LE  
MOTEUR. COURT-CIRCUITEZ LA BOÎTE ET RÉVÉRTEZ LE MOTEUR  
DU MARCHÉ. APRÈS LE CONTRÔLE/RÉGLAGE DE L'ARRÊT,  
ARRÊTEZ LE MOTEUR ET RECOMMENCEZ NORMALEMENT LA BOÎTE.  
BEFORE IGNITION TIMING CHECK/ADJUSTMENT, STOP THE ENGINE.  
SHORT THE TERMINAL AND THEN RESTART THE ENGINE  
AFTER TUNE-UP CHECK/ADJUSTMENT. STOP THE ENGINE AND  
RESTART THE TERMINAL.

ÉCARTEMENT DES ÉLECTRODES /SPARK PLUG GAP: ☒ 0.6

CATALYSEUR: **MTS**  
CATALYST: **MTS**

3

# 1989 IMPORT PARTS CATALOG

Figure 25-3900  
Illus. Page 25-79

## EMISSION SYSTEMS

ITEM	PART NUMBER	QTY	BODY	MODEL	DESCRIPTION
------	-------------	-----	------	-------	-------------

### EMISSION LABELS 27 4WD - RAIDER

1					LABEL, Emission
	MD137 664	1			W Eng. - Feddeal
	MD137 665	1			W Eng. - Calif.
	MD140 236	1			W Eng. - Canada
	MD135 686	1			V Eng. - Federal
2	MD135 687	1			V Eng. - Calif.
					LABEL, Service
	MD114 807	1			W Eng. - Federal and Canada
	MD114 808	1			W Eng. - Calif.
	MD138 040	1			V Eng. 5 Speed
3	MD136 759	1			V Eng. A Trans.
	MD135 688	1			LABEL, Emission V Eng. - Canada

<b>ENGINE:</b>		P=1800 cc	A=2000 cc	<b>TRANS:</b>	A=Automatic
Blank=All		K=1600 cc (w/o Balance Shaft)	F=2600 cc (Car)	Blank=All	M=All Manual
Q=1500 cc		W=2600 cc (Truck)	V=3000 cc		8=4 x 2 Manual
<b>SERIES:</b>	H=High	<b>MODELS:</b> 24 FWD=2-Dr Hatchback (Colt LA=Colt 100/Eagle Vista)		24 RWD=2-Dr Hatchback (Conquest)	
L=Low	E=Economy	41 FWD=4-Dr Sedan (Colt LA=Colt 100/Eagle Vista)		24 FWD=2-Dr Hatchback (Colt LC/Colt 200)	
M=Medium	P=Premium	45 FWD-4WD=Sta.Wgn. (Colt LA)		41 FWD=4-Dr Sedan (Colt Summit LC/Colt 200)	
		H41 FWD=4-Dr Sedan (2000 GTX)		45 FWD-4WD=Sta.Wgn. (Vista)	
		27 RWD-4WD=Pickup(Ram 50,Pwr.Ram 50)		27 4WD=Sport Utility (Raider)	
NOTE: Colt LA 24-41 models and H41 2000 GTX "are Canada only"					

