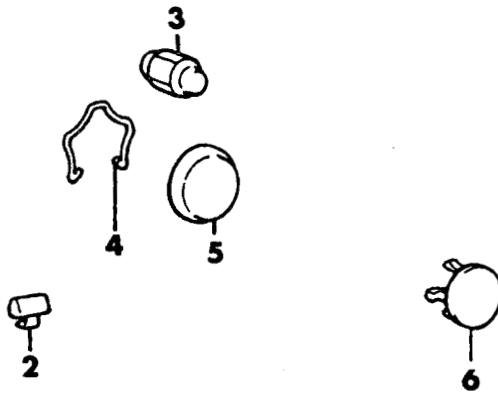
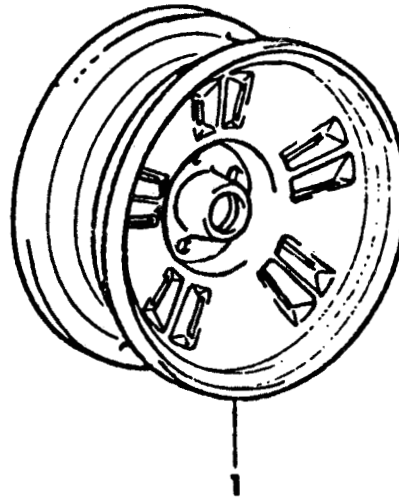
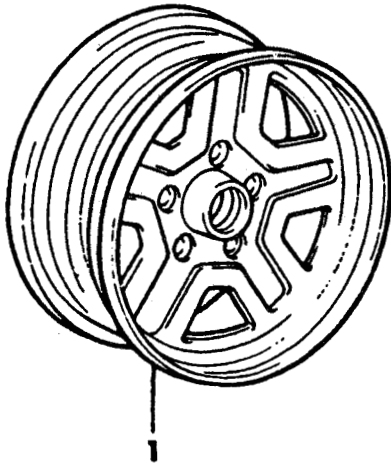
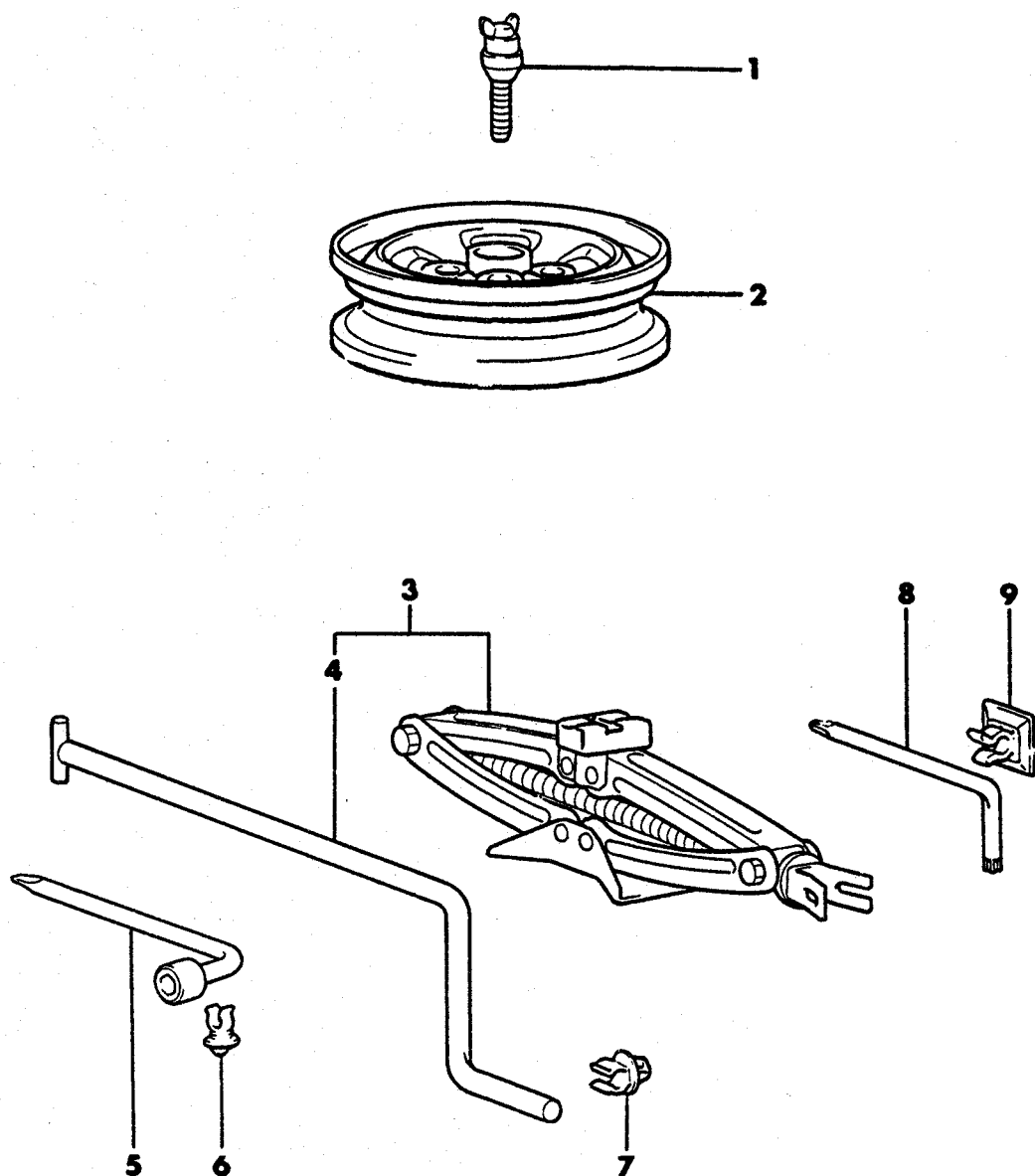


7722 200WHEELS AND COVERS
24 (RWD)- CONQUEST

WHEELS

ITEM	PART NUMBER	QTY	BODY	MODEL	DESCRIPTION
WHEELS AND COVERS					
24 (RWD)- CONQUEST					
1	MB41 3746	4			WHEEL, Aluminum (AU3) (6.55jx15) 1987
	MB41 3243	2			WHEEL, Aluminum (7jx16) (5 Stud) Front
	MB41 3244	2			WHEEL, Aluminum (8jx16) (5 Stud) Rear
	MB54 0900	2			WHEEL, Aluminum (8jx16) Front 1988
	MB54 0901	2			WHEEL, Aluminum (9jx16) Rear 1988
2	MB05 7391	AR			WEIGHT, Balance (10G) 14" 1987
	MB05 7392	AR			WEIGHT, Balance (20G) 14" 1987
	MB05 7393	AR			WEIGHT, Balance (30G) 14" 1987
	MB05 7394	AR			WEIGHT, Balance (40G) 14" 1987
	MB05 7395	AR			WEIGHT, Balance (50G) 14" 1987
	MB05 7396	AR			WEIGHT, Balance (60G) 14" 1987
	MB30 1112	AR			WEIGHT, Balance (10G) 15",16"
	MB30 1114	AR			WEIGHT, Balance (20G) 15",16"
	MB30 1116	AR			WEIGHT, Balance (30G) 15",16"
	MB30 1118	AR			WEIGHT, Balance (40G) 15",16"
	MB30 1120	AR			WEIGHT, Balance (50G) 15",16"
	MB30 1122	AR			WEIGHT, Balance (60G) 15",16"
3	MB37 0704	16			NUT, Hub Black
4	MB05 7268	16			SPRING, Cap
5	MB37 0936	4			ORNAMENT
6	MB41 3678	4			CAP

ENGINE:	Q=1500 cc	A=2000 cc	TRANS:	A=Automatic	4=4-Speed Manual
Blank=All	K=1600 cc (w/o Balance Shaft)	F=2600 cc (Car)	Blank=All	M=All Manual	5=5-Speed Manual
	W=2600 cc (Truck)				8=4 x 2 Manual
SERIES:	H=High	MODELS:	24 FWD=2-Dr Hatchback (Colt) 27 RWD-4WD=Pickup (Ram 50, Power Ram 50)		
L=Low	P=Premium		24 RWD=2-Dr Hatchback (Conquest) 27 4WD=Sport Utility (Raider) 45 FWD=4-Dr Station Wagon (Colt)		
M=Medium	S=Special		41 FWD=4-Dr Sedan (Colt & Eagle Vista) 45 FWD-4WD=Station Wagon (Vista)		
AR=Use as Required		# =New Part Number	--=Non Illustrated Part		Printed in U.S.A.
					FEBRUARY, 1989

7722 700SPARE WHEEL AND STOWAGE
24 (RWD)- CONQUEST

1987-88 IMPORT PARTS CATALOG

Figure 22-700
Illus. Page 22-15

WHEELS

ITEM	PART NUMBER	QTY	BODY	MODEL	DESCRIPTION
------	-------------	-----	------	-------	-------------

SPARE WHEEL AND STOWAGE 24 (RWD)- CONQUEST

1	MB01 4517	1			CLAMP, Spare Tire
2	MB15 0189	1			WHEEL, (4Tx15) (4 Stud) 1987
	MB37 0332	1			WHEEL, (4Tx15) (5 Stud)
3	MB14 9050	1			JACK SET
4	MB14 9154	1			HANDLE
5	MB14 9354	1			WRENCH
6	MB14 9053	1			HOLDER, Rod
7	MB14 9152	1			HOLDER
8	MB51 9996	1			WRENCH, L-Type (stored in Glove Box)
9	MU48 1048	2			CLIP

ENGINE:	Q=1500 cc	A=2000 cc	TRANS:	A=Automatic	4=4-Speed Manual
Blank=All	K=1600 cc (w/o Balance Shaft)	F=2600 cc (Car)	Blank=All	M=All Manual	5=5-Speed Manual
	W=2600 cc (Truck)				8=4 x 2 Manual
SERIES:	H=High	MODELS: 24 FWD=2-Dr Hatchback (Colt) 27 RWD-4WD=Pickup (Ram 50, Power Ram 50)			
L=Low	P=Premium	24 RWD=2-Dr Hatchback (Conquest) 27 4WD=Sport Utility (Raider) 45 FWD=4-Dr Station Wagon (Colt)			
M=Medium	S=Special	41 FWD=4-Dr Sedan (Colt & Eagle Vista) 45 FWD-4WD=Station Wagon (Vista)			
AR=Use as Required		# =New Part Number	- =Non Illustrated Part		Printed in U.S.A. FEBRUARY, 1989